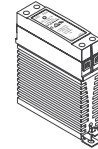




## CKR Series DIN Rail with Integrated Heatsink



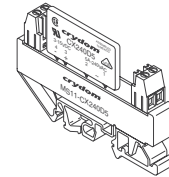
The Series CKR Solid State Relays utilize Crydom's proprietary thermal management technology providing a compact and efficient design. Built-in DIN Rail attachment, easy-to-use box clamp type terminals and integral heat sinking complete the package. This compact new design offers up to 30Arms in ambient temperatures of 25°C.

| Input Voltage              | Operate Voltage | Release Voltage | Output Voltage (VAC) | Output Current (Arms) | Digi-Key Part No. | Price Each |       |       | Crydom Part No. |
|----------------------------|-----------------|-----------------|----------------------|-----------------------|-------------------|------------|-------|-------|-----------------|
|                            |                 |                 |                      |                       |                   | 1          | 10    | 25    |                 |
| <b>Zero Cross Versions</b> |                 |                 |                      |                       |                   |            |       |       |                 |
| 4.5 - 32VDC                | 4.5VDC          | 1.0VDC          | 24 - 280             | .15 - 10              | CC1517-ND         | 35.43      | 31.00 | 28.35 | CKRD2410        |
|                            |                 |                 | 24 - 280             | .15 - 20              | CC1518-ND         | 37.91      | 33.18 | 30.33 | CKRD2420        |
|                            |                 |                 | 24 - 280             | .15 - 30              | CC1519-ND         | 40.42      | 35.38 | 32.34 | CKRD2430        |
| 90 - 280VAC                | 90VAC           | 10VAC           | 24 - 280             | .15 - 10              | CC1512-ND         | 37.90      | 33.16 | 30.32 | CKRA2410        |
|                            |                 |                 | 24 - 280             | .15 - 20              | CC1513-ND         | 43.27      | 37.87 | 34.62 | CKRA2420        |
|                            |                 |                 | 24 - 280             | .15 - 30              | CC1514-ND         | 46.23      | 40.46 | 36.99 | CKRA2430        |
|                            |                 |                 | 48 - 530             | .15 - 10              | CC1515-ND         | 44.62      | 39.05 | 35.70 | CKRA4810        |
|                            |                 |                 | 48 - 530             | .15 - 20              | CC1516-ND         | 47.76      | 41.79 | 38.21 | CKRA4820        |

| Input Voltage                    | Operate Voltage | Release Voltage | Output Voltage (VAC) | Output Current (Arms) | Digi-Key Part No. | Price Each |       |       | Crydom Part No. |
|----------------------------------|-----------------|-----------------|----------------------|-----------------------|-------------------|------------|-------|-------|-----------------|
|                                  |                 |                 |                      |                       |                   | 1          | 10    | 25    |                 |
| <b>Phase Controlled Versions</b> |                 |                 |                      |                       |                   |            |       |       |                 |
| 4.5 - 32VDC                      | 4.5VDC          | 1.0VDC          | 24 - 280             | .15 - 10              | CC1528-ND         | 36.15      | 31.64 | 28.93 | CKRD2410-10     |
|                                  |                 |                 | 24 - 280             | .15 - 20              | CC1529-ND         | 38.64      | 33.81 | 30.91 | CKRD2420-10     |
|                                  |                 |                 | 24 - 280             | .15 - 30              | CC1530-ND         | 41.15      | 36.01 | 32.92 | CKRD2430-10     |
| 90 - 280VAC                      | 90VAC           | 10VAC           | 24 - 280             | .15 - 10              | CC1523-ND         | 38.62      | 33.80 | 30.90 | CKRA2410-10     |
|                                  |                 |                 | 24 - 280             | .15 - 20              | CC1524-ND         | 44.14      | 38.63 | 35.32 | CKRA2420-10     |
|                                  |                 |                 | 24 - 280             | .15 - 30              | CC1525-ND         | 46.96      | 41.09 | 37.57 | CKRA2430-10     |
|                                  |                 |                 | 48 - 530             | .15 - 10              | CC1526-ND         | 46.07      | 40.32 | 36.86 | CKRA4810-10     |
|                                  |                 |                 | 48 - 530             | .15 - 20              | CC1527-ND         | 49.21      | 43.06 | 39.37 | CKRA4820-10     |

## MS11 Series DIN Rail Mount

| Input Voltage | Operate Voltage | Release Voltage | Output Voltage | Output Current (Arms) | Digi-Key Part No. | Price Each |       |       | Crydom Part No. |
|---------------|-----------------|-----------------|----------------|-----------------------|-------------------|------------|-------|-------|-----------------|
|               |                 |                 |                |                       |                   | 1          | 10    | 25    |                 |
| 5 - 10VDC     | 5VDC            | 1.0VDC          | 0 - 60VDC      | 0 - 5                 | CC1558-ND         | 39.45      | 34.52 | 31.57 | MS11-CMX60D5    |
|               |                 |                 | 0 - 60VDC      | 0 - 10                | CC1557-ND         | 42.89      | 37.54 | 34.32 | MS11-CMX60D10   |
|               |                 |                 | 12 - 280VAC    | 0 - 5                 | CC1559-ND         | 26.70      | 23.37 | 21.37 | MS11-CX240D5    |
| 15 - 32VDC    | 5VDC            | 1.0VDC          | 12 - 280VAC    | 0 - 5                 | CC1560-ND         | 26.70      | 23.37 | 21.37 | MS11-CME240D5   |

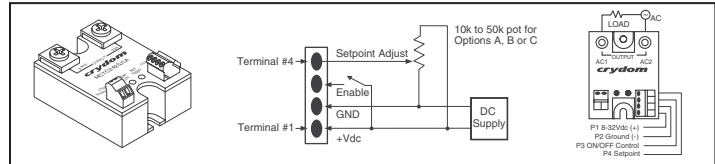


◆ RoHS Compliant

## MCTC SSR Temperature



The Crydom MCTC is a unique self-contained state of the art basic temperature controller that combines all the necessary functions into one easy to set up and use standard size package. The MCTC is ideal for temperature control users that do not need multiple built-in options, displays and functions that they will never use. The unit incorporates an internally compensated thermocouple input (J or K), available temperature range of 100°F - 500°F, with adjustable set point using analog voltage of 0 - 5VDC. With integrated zero-cross burst firing, and proportional derivative control to avoid set-point overshoot, the unit also includes 2 LED status indicators for visual reference of operation and set point conditions.

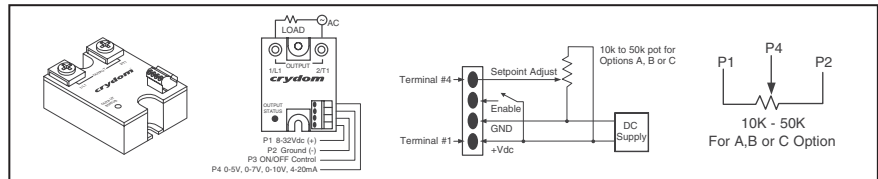


| Thermo Input Type | Temperature Range | Setpoint Adjustment | Output Voltage (VAC) | Output Current (Arms) | Digi-Key Part No. | Price Each |       |       | Crydom Part No. |
|-------------------|-------------------|---------------------|----------------------|-----------------------|-------------------|------------|-------|-------|-----------------|
|                   |                   |                     |                      |                       |                   | 1          | 10    | 25    |                 |
| J Type            | 100°F - 500°F     | 0 - 5VDC            | 24 - 280             | 25                    | CC1567-ND         | 84.51      | 73.95 | 67.61 | MCTC2425JLA     |
|                   |                   |                     | 24 - 280             | 50                    | CC1568-ND         | 92.64      | 81.06 | 74.11 | MCTC2450JLA     |
|                   |                   |                     | 24 - 280             | 90                    | CC1569-ND         | 111.31     | 97.40 | 89.05 | MCTC2490JLA     |
| K Type            | 100°F - 500°F     | 0 - 5VDC            | 24 - 280             | 25                    | CC1570-ND         | 84.51      | 73.95 | 67.61 | MCTC2425KLA     |
|                   |                   |                     | 24 - 280             | 50                    | CC1571-ND         | 92.64      | 81.06 | 74.11 | MCTC2450KLA     |
|                   |                   |                     | 24 - 280             | 90                    | CC1572-ND         | 111.31     | 97.40 | 89.05 | MCTC2490KLA     |

## MCPC Proportional Controller



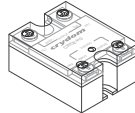
The Crydom MCPC series of Proportional Controllers incorporate a complete phase-fired logic system and Solid State Relay in one small industry standard package. The MCPC uses microprocessor controlled logic, accepts a wide range input logic power supply, provides an output load status indicator, and five modes of analog control input along with an enable/disable control.



| Input Voltage | Adjustment Range     | Output Voltage (VAC) | Output Current (Arms) | Digi-Key Part No. | Price Each |       |       | Crydom Part No. |
|---------------|----------------------|----------------------|-----------------------|-------------------|------------|-------|-------|-----------------|
|               |                      |                      |                       |                   | 1          | 10    | 25    |                 |
| 0 - 5VDC      | 0 - 100% with Enable | 48 - 140             | 0 - 25                | CC1573-ND         | 64.19      | 56.17 | 51.36 | MCPC1225A       |
|               |                      |                      | 0 - 50                | CC1574-ND         | 69.06      | 60.43 | 55.25 | MCPC1250A       |
|               |                      |                      | 0 - 90                | CC1575-ND         | 83.69      | 73.24 | 66.96 | MCPC1290A       |
| 0 - 5VDC      | 0 - 100% with Enable | 180 - 280            | 0 - 25                | CC1576-ND         | 64.19      | 56.17 | 51.36 | MCPC2425A       |
|               |                      |                      | 0 - 50                | CC1577-ND         | 69.06      | 60.43 | 55.25 | MCPC2450A       |
|               |                      |                      | 0 - 90                | CC1578-ND         | 83.69      | 73.24 | 66.96 | MCPC2490A       |

## CW Series

Crydom's CW24 line of solid-state relays offer an SCR AC switch output featuring low offstate leakage (1mA, snubberless), zero and random voltage switching and a broadened operating range (24 - 280Vac). This wide range permits optimum performance at both 120 Vac and 240 Vac line voltages. Also includes safe removable finger-safe cover and LED indicator.



| Input Voltage              | Operate Voltage | Release Voltage | Output Voltage (VAC) | Output Current (Arms) | Digi-Key Part No. | Price Each |       |       | Crydom Part No. |
|----------------------------|-----------------|-----------------|----------------------|-----------------------|-------------------|------------|-------|-------|-----------------|
|                            |                 |                 |                      |                       |                   | 1          | 10    | 25    |                 |
| <b>Zero Cross Versions</b> |                 |                 |                      |                       |                   |            |       |       |                 |
| 3 - 32VDC                  | 3.0VDC          | 1.0VDC          | 24 - 280             | .15 - 10              | CC1539-ND         | 30.84      | 26.99 | 24.68 | CWD2410         |
|                            |                 |                 | 24 - 280             | .15 - 25              | CC1541-ND         | 31.15      | 27.26 | 24.92 | CWD2425         |
|                            |                 |                 | 24 - 280             | .15 - 50              | CC1543-ND         | 36.39      | 31.84 | 29.11 | CWD2450         |
|                            |                 |                 | 24 - 280             | .15 - 90              | CC1545-ND         | 63.98      | 55.98 | 51.18 | CWD2490         |

| Input Voltage                    | Operate Voltage | Release Voltage | Voltage (VAC) | Output Current (Arms) | Digi-Key Part No. | Price Each |       |       | Crydom Part No. |
|----------------------------------|-----------------|-----------------|---------------|-----------------------|-------------------|------------|-------|-------|-----------------|
|                                  |                 |                 |               |                       |                   | 1          | 10    | 25    |                 |
| 90 - 280VAC                      | 90VAC           | 10VAC           | 24 - 280      | .15 - 10              | CC1531-ND         | 32.61      | 28.54 | 26.09 | CWA2410         |
|                                  |                 |                 | 24 - 280      | .15 - 25              | CC1533-ND         | 33.25      | 29.10 | 26.61 | CWA2425         |
|                                  |                 |                 | 24 - 280      | .15 - 50              | CC1535-ND         | 37.64      | 32.94 | 30.11 | CWA2450         |
|                                  |                 |                 | 24 - 280      | .15 - 90              | CC1537-ND         | 66.50      | 58.19 | 53.21 | CWA2490         |
| <b>Phase Controlled Versions</b> |                 |                 |               |                       |                   |            |       |       |                 |
| 3 - 32VDC                        | 3.0VDC          | 1.0VDC          | 24 - 280      | .15 - 10              | CC1540-ND         | 31.57      | 27.63 | 25.26 | CWD2410-10      |
|                                  |                 |                 | 24 - 280      | .15 - 25              | CC1542-ND         | 31.87      | 27.89 | 25.50 | CWD2425-10      |
|                                  |                 |                 | 24 - 280      | .15 - 50              | CC1544-ND         | 37.11      | 32.48 | 29.70 | CWD2450-10      |
|                                  |                 |                 | 24 - 280      | .15 - 90              | CC1546-ND         | 64.70      | 56.62 | 51.77 | CWD2490-10      |
| 90 - 280VAC                      | 90VAC           | 10VAC           | 24 - 280      | .15 - 10              | CC1532-ND         | 33.34      | 29.18 | 26.68 | CWD2410-10      |
|                                  |                 |                 | 24 - 280      | .15 - 90              | CC1538-ND         | 67.23      | 58.83 | 53.79 | CWD2490-10      |

**Free shipping on orders over £50! All prices are in British pound sterling and include duties.**

uk.digikey.com — FREEPHONE: 0-800-587-0991 • 0-800-904-7786 — FREEFAX: 0-800-587-0992 • 0-800-904-7783

(UK091) 2131