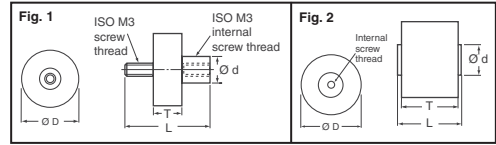


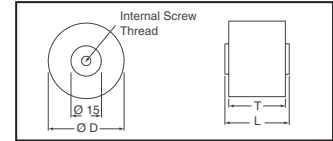
TDK FD Series Ultra-High Voltage Ceramic Capacitors



Molded from resins that provide outstanding insulation and moisture resistance, these capacitors are ideal for high-voltage power circuits in electrical power transmission and receiving devices. **Features:** • Compact in size • Exhibit excellent low-loss, low-distortion characteristics • Capacitance values are largely unaffected by variations in applied voltage • Internal screw thread design simplifies mounting requirements **Applications:** • High voltage surge absorbers • Gas circuit breakers in electrical power transmission and receiving devices • Lightning arrestors • Voltage distribution elements in high-voltage measuring devices • Impedance matching in transformers and High voltage AC circuits

Fig.	Capacitance ±10% (pF)	Application Voltage rms (kV)	Withstanding Voltage Erms (kV)	Dimensions – mm				Digi-Key Part No.	Price Each			TDK Part No.
				D	T	L	d		1	10	100	
1	100	10	15	16	15	27	5	445-3891-ND	29.70	23.77	20.80	FD-9AU
	250	10	15	21	15	27	5	445-3886-ND	33.26	26.61	23.29	FD-10AU
	500	10	15	28	15	27	5	445-3887-ND	36.07	28.86	25.26	FD-11AU
	1000	10	15	38	15	27	5	445-3888-ND	42.77	34.22	29.95	FD-12AU
	500	14	20	34	23.5	27.5	10	445-3889-ND	40.39	32.32	28.28	FD-18AU
2	500	20	30	40	29	33	15	445-3890-ND	53.46	42.77	37.43	FD-24AU

FHV and UHV Series Ultra-High Voltage Ceramic Capacitors



The FHV and UHV series high voltage ceramic capacitors feature low dissipation and excellent voltage-capacitance characteristics using patented strontium titanate for dielectric material. They are epoxy-encapsulated to meet requirements of high voltage applications.

Features: • Small size • Low dissipation factor • Excellent voltage-capacitance characteristics • Screw terminals for easy mounting

Applications: • High voltage power supplies • Laser equipment
Specifications: • Operating Temperature Range: -30°C - 85°C • Dissipation factor: (tan δ): 0.2% maximum

Capacitance ±10% (pF)	Rated Voltage (kV)	Dimensions – mm			Digi-Key Part No.	Price Each			TDK Part No.
		D	T	L		1	10	100	
FHV Series									
1200	30	38	22	26	445-3896-ND	54.65	43.72	38.26	FHV-4AN
1300	50	48	29	33	445-3892-ND	64.15	51.33	44.91	FHV-11AN
2100	50	60	29	33	445-3893-ND	76.03	60.83	53.23	FHV-12AN
2600	40	60	26	30	445-3898-ND	68.90	55.13	48.24	FHV-9AN
3500	30	60	22	26	445-3897-ND	64.15	51.33	44.91	FHV-6AN
5200	20	60	18.5	22.5	445-3895-ND	61.78	49.43	43.25	FHV-3AN
7000	15	60	16.5	20.5	445-3894-ND	61.78	49.43	43.25	FHV-153AN
UHV Series									
100	40	20	28	32	445-3904-ND	42.77	34.22	29.94	UHV-241A
100	50	20	31	35	445-3905-ND	45.14	36.12	31.61	UHV-251A
200	50	30	31	35	445-3906-ND	47.52	38.02	33.27	UHV-252A
400	50	34	31	35	445-3907-ND	49.90	39.92	34.93	UHV-253A
560	50	38	31	35	445-3899-ND	52.27	41.82	36.60	UHV-10A
940	30	38	22	26	445-3909-ND	52.79	42.24	36.96	UHV-4A
1000	20	34	19	23	445-3903-ND	42.77	34.22	29.94	UHV-224A
1000	50	48	31	35	445-3900-ND	55.84	44.67	39.09	UHV-11A
1300	40	48	28	32	445-3911-ND	53.46	42.77	37.43	UHV-8A
1400	20	38	19	23	445-3902-ND	45.14	36.12	31.61	UHV-1A
1700	50	60	31	35	445-3901-ND	66.53	53.23	46.57	UHV-12A
2000	40	60	28	32	445-3912-ND	59.40	47.52	41.58	UHV-8A
2700	30	60	22	26	445-3910-ND	58.84	44.67	39.09	UHV-6A
4000	20	60	19	23	445-3908-ND	53.46	42.77	37.43	UHV-3A

F

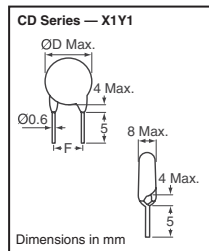
Ceramic Disk Capacitors — Safety Standard Approved CD Series — X1Y1



Reinforced Insulation Type Class 2 High Dielectric

Features: • Smaller than conventional capacitors • Flame resistant reinforced outer insulation prevents fires, electrical shock and other potential hazards • Compliant with the safety standards of 11 countries (conforms to European standards in accordance with IEC Publication 384-14 Version 2) • Meets European Class II

(reinforced insulation) Safety Standards VDE, SEV, SEMKO, BS. Since it is rated at a withstand voltage of AC 4000V, it can be used in a single unit configurations with European Class II devices **Temperature Range:** -25°C - 105°C



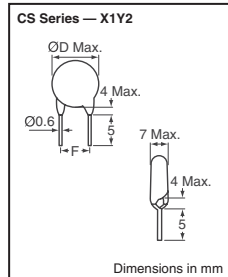
Voltage	Capacitance Temperature Characteristics	Capacitance (pF)	Capacitance Tolerance	Dimensions – mm		Digi-Key Part No.	Pricing			TDK Part No.
				øD max.	F		5	10	100	
250VAC	B (±10%)	100	K (±10%)	7	10±2, -1	445-2402-ND	.56	.82	5.87	CD70-B2GA101KYNS
		150	K (±10%)	7	10±2, -1	445-2403-ND	.62	.92	6.57	CD70-B2GA151KYNS
		220	K (±10%)	8.5	10±2, -1	445-2404-ND	.71	1.05	7.46	CD85-B2GA221KYNS
		330	K (±10%)	9	10±2, -1	445-2405-ND	.73	1.08	7.74	CD90-B2GA331KYNS
		390	K (±10%)	9	10±2, -1	445-2406-ND	.76	1.13	8.04	CD90-B2GA391KYNS
		470	K (±10%)	9.5	10±2, -1	445-2407-ND	.81	1.18	8.45	CD95-B2GA471KYNS
	E (+20, -55%)	680	M (±20%)	7.5	10±2, -1	445-2408-ND	.52	.76	5.46	CD75-E2GA681MYNS
		1000	M (±20%)	8.5	10±2, -1	445-2409-ND	.58	.86	6.11	CD85-E2GA102MYNS
		1500	M (±20%)	10	10±2, -1	445-2410-ND	.69	1.02	7.25	CD10-E2GA152MYNS
		2200	M (±20%)	11.5	10±2, -1	445-2411-ND	.85	1.26	8.97	CD12-E2GA222MYNS
		3300	M (±20%)	13.5	10±2, -1	445-2412-ND	1.15	1.70	12.14	CD14-E2GA332MYNS
		3900	M (±20%)	14.5	10±2, -1	445-2413-ND	1.28	1.89	13.48	CD15-E2GA392MYNS
		4700	M (±20%)	15.5	10±2, -1	445-2414-ND	1.47	2.17	15.51	CD16-E2GA472MYNS

CS Series — X1Y2

Basic Insulation Type Class 2 High Dielectric

Features: • Smaller than conventional capacitors • Flame resistant reinforced outer insulation prevents fires, electrical shock and other potential hazards • Compliant with the safety standards of 11 countries (conforms

to European standards in accordance with IEC Publication 384-14 Version 2) **Temperature Range:** -25°C - 125°C

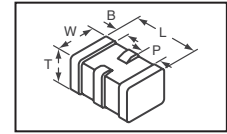


Voltage	Capacitance Temperature Characteristics	Capacitance (pF)	Capacitance Tolerance	Dimensions – mm		Digi-Key Part No.	Pricing			TDK Part No.
				øD max.	F		5	10	100	
250VAC	B (±10%)	100	K (±10%)	7	7.5 ± 1.5	445-2415-ND	.54	.81	5.76	CS70-B2GA101KYNS
		150	K (±10%)	7	7.5 ± 1.5	445-2416-ND	.53	.78	5.55	CS70-B2GA151KYNS
		220	K (±10%)	7	7.5 ± 1.5	445-2417-ND	.50	.74	5.31	CS70-B2GA221KYNS
		330	K (±10%)	8.5	7.5 ± 1.5	445-2418-ND	.63	.93	6.65	CS85-B2GA331KYNS
		470	K (±10%)	9.5	7.5 ± 1.5	445-2419-ND	.57	.84	6.00	CS85-B2GA471KYNS
		680	K (±10%)	9.5	7.5 ± 1.5	445-2420-ND	.65	.96	6.87	CS95-B2GA681KYNS
	E (+20, -55%)	1000	M (±20%)	10	7.5 ± 1.5	445-2421-ND	.74	1.09	7.80	CS10-B2GA102KYNS
		1500	M (±20%)	8	7.5 ± 1.5	445-2422-ND	.49	.72	5.13	CS80-E2GA102MYNS
		2200	M (±20%)	9	7.5 ± 1.5	445-2423-ND	.60	.89	6.32	CS90-E2GA152MYNS
		3300	M (±20%)	10.5	7.5 ± 1.5	445-2424-ND	.57	.83	5.93	CS11-E2GA222MYNS
		3900	M (±20%)	12.5	7.5 ± 1.5	445-2425-ND	.90	1.33	9.48	CS13-E2GA332MYNS
		4700	M (±20%)	13.5	7.5 ± 1.5	445-2426-ND	1.15	1.70	12.13	CS14-E2GA392MYNS
	F (+30, -80%)	4700	M (±20%)	12	7.5 ± 1.5	445-2428-ND	.88	1.29	9.24	CS12-F2GA472MYNS
		10000	M (±20%)	16.5	10 ± 2	445-2429-ND	1.71	2.52	18.01	CS17-F2GA103MYNS

Free shipping on orders over £50! All prices are in British pound sterling and include duties.
 1760 (UK091) uk.digikey.com — FREEPHONE: 0-800-587-0991 • 0-800-904-7786 — FREEFAX: 0-800-587-0992 • 0-800-904-7783



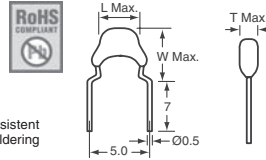
Multilayer Controlled ESR Ceramic Capacitors



MLCCs with low ESR (High-Q) commonly exist in RF and microwave applications. However, intentionally higher ESR MLCCs rarely exist. In low impedance PDN designs, it is widely known that MLCCs, with adequate impedance, can be a very effective solution.

Size Code	Capacitance (µF)	Rated Voltage	Dimensions – mm					Digi-Key Part No.	Cut Tape Price Each			Digi-Key Part No.	Tape and Reel Pricing 4,000	TDK Part No.
			L	W	P	B	T		1	10	100			
0603	1	4	1.6	0.8	0.2	0.1	0.9	445-3720-1-ND	.49	.44	.39	445-3720-2-ND	190.94/M	CERB3UX5R0G105M
0805	10	4	2.0	1.25	0.2	0.1	1.0	445-3721-1-ND	.98	.88	.77	445-3721-2-ND	381.15/M	CERD1CX5R0G106M

Dipped Radial Ceramic Capacitors



FK Series

Features: Leads are formed with a "kink" to achieve consistent insertion heights and facilitate the release of gases during soldering for dramatically improved solderability.

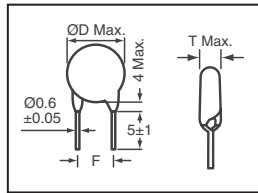
VDC	Cap.	Cap. Tol.	Dimensions (mm)			Digi-Key Part No.	Pricing			TDK Part No.	
			L	W	T		5	10	100		
MID VOLTAGE											
COG (-55°C - 125°C)											
100V	100pF	±5%	4.0	5.5	2.5	445-2943-ND	.78	1.15	8.17	FK28C0G2A101J	
	220pF	±5%	4.0	5.5	2.5	445-2944-ND	.79	1.17	8.35	FK28C0G2A221J	
	470pF	±5%	4.0	5.5	2.5	445-2945-ND	.83	1.22	8.71	FK28C0G2A471J	
	1000pF	±5%	4.0	5.5	2.5	445-2946-ND	.86	1.27	9.08	FK28C0G2A102J	
	1000pF	±5%	4.5	5.5	2.5	445-2596-ND	.93	1.38	9.81	FK24C0G2A102J	
	2200pF	±5%	4.5	5.5	2.5	445-2597-ND	1.10	1.63	11.62	FK24C0G2A222J	
	4700pF	±5%	4.5	5.5	2.5	445-2598-ND	1.28	1.88	13.43	FK24C0G2A472J	
	4700pF	±5%	5.5	6.0	3.5	445-2601-ND	1.45	2.13	15.25	FK26C0G2A472J	
	10000pF	±5%	5.5	6.0	3.5	445-2602-ND	1.83	2.69	19.24	FK26C0G2A103J	
	22000pF	±5%	5.5	7.0	4.0	445-2609-ND	3.96	5.84	41.75	FK20C0G2A223J	
47000pF	±5%	7.5	8.0	4.0	445-2612-ND	6.58	9.71	69.33	FK22C0G2A473J		
	±5%	7.5	8.0	4.0	445-2613-ND	8.35	12.30	87.85	FK22C0G2A104J		
250V	100pF	±5%	4.0	5.5	2.5	445-2593-ND	.83	1.22	8.71	FK28C0G2E101J	
	220pF	±5%	4.0	5.5	2.5	445-2594-ND	.86	1.27	9.08	FK28C0G2E221J	
	470pF	±5%	4.0	5.5	2.5	445-2595-ND	.86	1.27	9.08	FK28C0G2E471J	
	1000pF	±5%	4.5	5.5	2.5	445-2599-ND	1.00	1.47	10.53	FK24C0G2E102J	
	2200pF	±5%	4.5	5.5	2.5	445-2600-ND	1.18	1.73	12.34	FK24C0G2E222J	
	10000pF	±5%	5.5	7.0	4.0	445-2610-ND	2.93	4.32	30.86	FK20C0G2E103J	
	22000pF	±5%	7.5	8.0	4.0	445-2614-ND	6.03	8.89	63.53	FK22C0G2E223J	
	47000pF	±5%	7.5	8.0	4.0	445-2615-ND	8.35	12.30	87.85	FK22C0G2E473J	
	630V	220pF	±5%	5.5	6.0	3.5	445-2605-ND	1.24	1.83	13.07	FK26C0G2J221J
		470pF	±5%	5.5	6.0	3.5	445-2606-ND	1.42	2.08	14.88	FK26C0G2J471J
1000pF		±5%	5.5	6.0	3.5	445-2607-ND	1.55	2.29	16.34	FK26C0G2J102J	
2200pF		±5%	5.5	6.0	3.5	445-2608-ND	1.73	2.55	18.15	FK26C0G2J222J	
10000pF		±5%	7.5	8.0	4.0	445-2616-ND	4.35	6.40	45.74	FK22C0G2J103J	
22000pF		±5%	7.5	8.0	4.0	445-2617-ND	11.14	16.41	117.25	FK22C0G2J223J	
X7R (-55°C - 125°C)											
100V		1000pF	±10%	4.0	5.5	2.5	445-2618-ND	.79	1.17	8.35	FK28X7R2A102K
		1000pF	±10%	4.5	5.5	2.5	445-2622-ND	.86	1.27	9.08	FK24X7R2A102K
		2200pF	±10%	4.0	5.5	2.5	445-2619-ND	.79	1.17	8.35	FK28X7R2A222K
	4700pF	±10%	4.5	5.5	2.5	445-2624-ND	.93	1.37	9.80	FK24X7R2A472K	
	10000pF	±10%	4.0	5.5	2.5	445-2621-ND	.83	1.22	8.71	FK28X7R2A103K	
	10000pF	±10%	4.5	5.5	2.5	445-2625-ND	.97	1.42	10.16	FK24X7R2A103K	
	22000pF	±10%	4.5	5.5	2.5	445-2626-ND	.97	1.42	10.16	FK24X7R2A223K	
	47000pF	±10%	4.5	5.5	2.5	445-2627-ND	1.00	1.47	10.53	FK24X7R2A473K	
	47000pF	±10%	5.5	6.0	3.5	445-2633-ND	1.42	2.08	14.88	FK26X7R2A473K	
	1µF	±10%	5.5	6.0	3.5	445-2634-ND	1.48	2.19	15.61	FK26X7R2A104K	
47µF	±10%	5.5	7.0	4.0	445-2643-ND	2.80	4.12	29.40	FK20X7R2A474K		
	±10%	7.5	8.0	4.0	445-2647-ND	4.28	6.30	45.01	FK22X7R2A105K		
250V	1000pF	±10%	4.5	5.5	2.5	445-2628-ND	.93	1.37	9.80	FK24X7R2E102K	
	2200pF	±10%	4.5	5.5	2.5	445-2629-ND	.97	1.42	10.16	FK24X7R2E222K	
	10000pF	±10%	4.5	5.5	2.5	445-2631-ND	1.00	1.47	10.53	FK24X7R2E103K	
	22000pF	±10%	4.5	5.5	2.5	445-2632-ND	1.04	1.52	10.89	FK24X7R2E223K	
	22000pF	±10%	5.5	6.0	3.5	445-2635-ND	1.59	2.34	16.70	FK26X7R2E223K	
	47000pF	±10%	5.5	6.0	3.5	445-2636-ND	1.69	2.49	17.79	FK26X7R2E473K	
	1µF	±10%	5.5	6.0	3.5	445-2637-ND	1.83	2.69	19.24	FK26X7R2E104K	
	22µF	±10%	5.5	7.0	4.0	445-2645-ND	3.41	5.03	35.94	FK20X7R2E224K	
	22µF	±10%	7.5	8.0	4.0	445-2648-ND	3.90	5.74	41.02	FK22X7R2E224K	
	47µF	±10%	7.5	8.0	4.0	445-2649-ND	4.86	7.17	51.18	FK22X7R2E474K	
630V	1000pF	±10%	5.5	6.0	3.5	445-2638-ND	1.55	2.29	16.34	FK26X7R2J102K	
	4700pF	±10%	5.5	6.0	3.5	445-2640-ND	1.73	2.54	18.15	FK26X7R2J472K	
	22000pF	±10%	5.5	6.0	3.5	445-2642-ND	1.89	2.80	19.97	FK26X7R2J223K	
	47000pF	±10%	5.5	7.0	4.0	445-2646-ND	2.21	3.25	23.23	FK20X7R2J473K	
1µF	±10%	7.5	8.0	4.0	445-2650-ND	3.66	5.39	38.48	FK22X7R2J104K		

VDC	Cap.	Cap. Tol.	Dimensions (mm)			Digi-Key Part No.	Pricing			TDK Part No.	
			L	W	T		5	10	100		
GENERAL USE											
X7R (-55°C - 125°C)											
16V	22µF	±10%	4.0	5.5	2.5	445-2849-ND	.83	1.22	8.71	FK28X7R1C224K	
	1µF	±10%	4.5	5.5	2.5	445-2858-ND	1.14	1.68	11.98	FK24X7R1C105K	
	2.2µF	±10%	4.5	5.5	2.5	445-2859-ND	1.28	1.88	13.43	FK24X7R1C225K	
	4.7µF	±10%	5.5	6.0	3.5	445-2873-ND	1.59	2.34	16.70	FK26X7R1C475K	
	10µF	±10%	5.5	7.0	4.0	445-2887-ND	3.00	4.42	31.58	FK20X7R1C106K	
	10µF	±20%	5.5	7.0	4.0	445-2888-ND	3.00	4.42	31.58	FK20X7R1C106M	
	22µF	±20%	7.5	8.0	4.0	445-2900-ND	5.87	8.64	61.71	FK22X7R1C226M	
	47µF	±10%	4.5	5.5	2.5	445-2856-ND	1.04	1.52	10.89	FK24X7R1E474K	
	1µF	±10%	4.5	5.5	2.5	445-2857-ND	1.29	1.91	13.61	FK24X7R1E105K	
	1µF	±10%	5.5	6.0	3.5	445-2871-ND	1.47	2.16	15.43	FK26X7R1E105K	
25V	2.2µF	±10%	5.5	6.0	3.5	445-2872-ND	1.64	2.42	17.24	FK26X7R1E225K	
	2.2µF	±10%	5.5	7.0	4.0	445-2885-ND	3.31	4.88	34.85	FK20X7R1E225K	
	4.7µF	±10%	5.5	7.0	4.0	445-2886-ND	5.00	7.37	52.64	FK20X7R1E475K	
	4.7µF	±10%	7.5	8.0	4.0	445-2897-ND	3.80	5.59	39.93	FK22X7R1E475K	
	10µF	±10%	7.5	8.0	4.0	445-2898-ND	5.18	7.62	54.45	FK22X7R1E106K	
	10µF	±20%	7.5	8.0	4.0	445-2899-ND	5.18	7.62	54.45	FK22X7R1E106M	
	50V	22µF	±10%	4.5	5.5	2.5	445-2855-ND	.95	1.40	9.98	FK24X7R1H224K
		47µF	±10%	5.5	6.0	3.5	445-2870-ND	1.34	1.98	14.16	FK26X7R1H474K
		1µF	±10%	5.5	7.0	4.0	445-2884-ND	2.67	3.94	28.13	FK20X7R1H105K
		2.2µF	±10%	7.5	8.0	4.0	445-2896-ND	4.14	6.10	43.56	FK22X7R1H225K
X5R (-55°C - 85°C)											
6.3V	4.7µF	±10%	4.5	5.5	2.5	445-2862-ND	1.24	1.83	13.07	FK24X5R0J475K	
	10µF	±10%	4.5	5.5	2.5	445-2863-ND	1.89	2.80	19.97	FK24X5R0J106K	
	10µF	±20%	4.5	5.5	2.5	445-2864-ND	1.73	2.54	18.15	FK22X5R0J106M	
	10µF	±10%	5.5	6.0	3.5	445-2876-ND	2.24	3.30	23.60	FK26X5R0J106K	
	10µF	±20%	5.5	6.0	3.5	445-2877-ND	2.24	3.30	23.60	FK26X5R0J106M	
	22µF	±20%	5.5	6.0	3.5	445-2878-ND	3.02	4.45	31.76	FK26X5R0J226M	
	22µF	±20%	5.5	7.0	4.0	445-2890-ND	3.71	5.47	39.02	FK20X5R0J226M	
	100µF	±20%	7.5	8.0	4.0	445-2902-ND	12.93	19.06	136.13	FK22X5R0J107M	
	10V	47µF	±10%	4.0	5.5	2.5	445-2850-ND	.83	1.22	8.71	FK28X5R1A474K
		1µF	±10%	4.0	5.5	2.5	445-2851-ND	1.04	1.52	10.89	FK28X5R1A105K
2.2µF		±10%	4.5	5.5	2.5	445-2860-ND	1.10	1.63	11.62	FK24X5R1A225K	
4.7µF		±10%	4.5	5.5	2.5	445-2861-ND	1.55	2.29	16.34	FK24X5R1A475K	
10µF		±10%	5.5	6.0	3.5	445-2874-ND	2.24	3.30	23.60	FK26X5R1A106K	
10µF		±20%	5.5	6.0	3.5	445-2875-ND	2.24	3.30	23.60	FK26X5R1A106M	
47µF		±20%	7.5	8.0	4.0	445-2901-ND	7.94	11.69	83.49	FK22X5R1A476M	
50V		2.2µF	±10%	5.5	7.0	4.0	445-2889-ND	3.11	4.57	32.67	FK20X5R1H225K
Y5V (-30°C - 85°C)											
6.3V											

TDK

Ceramic Capacitors

Low Dissipation at High Frequency



VDC	Cap.	Cap. Tol.	Dimensions - mm			Digi-Key Part No.	Pricing			TDK Part No.
			D	T	F		5	10	100	
CK45-RR Series (-25°C ~ 125°C)										
1kV	100pF	±10%	6	5	5	445-2713-ND	.52	.76	5.45	CK45-R3AD101K-NR
	120pF	±10%	6	5	5	445-2714-ND	.52	.76	5.45	CK45-R3AD121K-NR
	150pF	±10%	6	5	5	445-2715-ND	.52	.76	5.45	CK45-R3AD151K-NR
	180pF	±10%	6	5	5	445-2716-ND	.52	.76	5.45	CK45-R3AD181K-NR
	220pF	±10%	6	5	5	445-2717-ND	.52	.76	5.45	CK45-R3AD221K-NR
	270pF	±10%	6	5	5	445-2718-ND	.52	.76	5.45	CK45-R3AD271K-NR
	330pF	±10%	6.5	5	5	445-2719-ND	.52	.76	5.45	CK45-R3AD331K-NR
	390pF	±10%	6.5	5	5	445-2720-ND	.52	.76	5.45	CK45-R3AD391K-NR
	470pF	±10%	7	5	5	445-2721-ND	.52	.76	5.45	CK45-R3AD471K-NR
	560pF	±10%	7.5	5	5	445-2722-ND	.52	.76	5.45	CK45-R3AD561K-NR
	680pF	±10%	8	5	5	445-2723-ND	.52	.76	5.45	CK45-R3AD681K-NR
	820pF	±10%	8.5	5	5	445-2724-ND	.60	.89	6.35	CK45-R3AD821K-NR
	1000pF	±10%	9	5	5	445-2725-ND	.60	.89	6.35	CK45-R3AD102K-NR
	1200pF	±10%	9.5	5	5	445-2726-ND	.69	1.02	7.26	CK45-R3AD122K-NR
	1500pF	±10%	10	5	5	445-2727-ND	.69	1.02	7.26	CK45-R3AD152K-NR
	1800pF	±10%	10.5	5	5	445-2728-ND	.69	1.02	7.26	CK45-R3AD182K-NR
	2200pF	±10%	11.5	5	7.5	445-2729-ND	.86	1.27	9.08	CK45-R3AD222K-NR
	2700pF	±10%	12.5	5	7.5	445-2730-ND	.86	1.27	9.08	CK45-R3AD272K-NR
3300pF	±10%	13.5	5	7.5	445-2731-ND	1.04	1.52	10.89	CK45-R3AD332K-NR	
3900pF	±10%	14.5	5	7.5	445-2732-ND	1.04	1.52	10.89	CK45-R3AD392K-NR	
4700pF	±10%	15.5	5	10	445-2733-ND	1.29	1.91	13.61	CK45-R3AD472K-NR	
2kV	150pF	±10%	6	5	5	445-2736-ND	.52	.76	5.45	CK45-R3DD151K-NR
	180pF	±10%	6.5	5	5	445-2737-ND	.52	.76	5.45	CK45-R3DD181K-NR
	220pF	±10%	7	5	5	445-2738-ND	.52	.76	5.45	CK45-R3DD221K-NR
	270pF	±10%	7	5	5	445-2739-ND	.52	.76	5.45	CK45-R3DD271K-NR
	330pF	±10%	7.5	5	5	445-2740-ND	.52	.76	5.45	CK45-R3DD331K-NR
	390pF	±10%	8	5	5	445-2741-ND	.60	.89	6.35	CK45-R3DD391K-NR
	470pF	±10%	8.5	5	5	445-2742-ND	.60	.89	6.35	CK45-R3DD471K-NR
	560pF	±10%	9	5	5	445-2743-ND	.78	1.15	8.17	CK45-R3DD561K-NR
	680pF	±10%	9.5	5	5	445-2744-ND	.78	1.15	8.17	CK45-R3DD681K-NR
	820pF	±10%	10	5	5	445-2745-ND	.86	1.27	9.08	CK45-R3DD821K-NR
	1000pF	±10%	11	5	5	445-2746-ND	.86	1.27	9.08	CK45-R3DD102K-NR
	1200pF	±10%	11.5	5	7.5	445-2747-ND	.86	1.27	9.08	CK45-R3DD122K-NR
	1500pF	±10%	12	5	7.5	445-2748-ND	1.04	1.52	10.89	CK45-R3DD152K-NR
	1800pF	±10%	13.5	5	7.5	445-2749-ND	1.04	1.52	10.89	CK45-R3DD182K-NR
	2200pF	±10%	14.5	5	7.5	445-2750-ND	1.55	2.29	16.34	CK45-R3DD222K-NR
	2700pF	±10%	15.5	5	10	445-2751-ND	1.55	2.29	16.34	CK45-R3DD272K-NR
	3300pF	±10%	17	5	10	445-2752-ND	2.07	3.05	21.78	CK45-R3DD332K-NR
	3900pF	±10%	18	5	10	445-2753-ND	2.24	3.30	23.60	CK45-R3DD392K-NR
4700pF	±10%	19.5	5	10	445-2754-ND	2.58	3.81	27.23	CK45-R3DD472K-NR	
3kV	100pF	±10%	6	6	7.5	445-2755-ND	.52	.76	5.45	CK45-R3FD101K-NR
	120pF	±10%	6.5	6	7.5	445-2756-ND	.52	.76	5.45	CK45-R3FD121K-NR
	150pF	±10%	7	6	7.5	445-2757-ND	.52	.76	5.45	CK45-R3FD151K-NR
	180pF	±10%	7	6	7.5	445-2758-ND	.52	.76	5.45	CK45-R3FD181K-NR
	220pF	±10%	7.5	6	7.5	445-2759-ND	.60	.89	6.35	CK45-R3FD221K-NR
	270pF	±10%	8	6	7.5	445-2760-ND	.60	.89	6.35	CK45-R3FD271K-NR
	330pF	±10%	8.5	6	7.5	445-2761-ND	.60	.89	6.35	CK45-R3FD331K-NR
	390pF	±10%	9	6	7.5	445-2762-ND	.60	.89	6.35	CK45-R3FD391K-NR
	470pF	±10%	9.5	6	7.5	445-2763-ND	.86	1.27	9.08	CK45-R3FD471K-NR
	560pF	±10%	10	6	7.5	445-2764-ND	.86	1.27	9.08	CK45-R3FD561K-NR
	680pF	±10%	11.5	6	7.5	445-2766-ND	1.04	1.52	10.89	CK45-R3FD821K-NR
	820pF	±10%	12	6	7.5	445-2767-ND	1.38	2.03	14.52	CK45-R3FD102K-NR
	1000pF	±10%	13	6	7.5	445-2768-ND	1.73	2.54	18.15	CK45-R3FD122K-NR
	1200pF	±10%	13	6	7.5	445-2768-ND	1.73	2.54	18.15	CK45-R3FD122K-NR
	1500pF	±10%	14.5	6	7.5	445-2769-ND	1.73	2.54	18.15	CK45-R3FD152K-NR
	1800pF	±10%	15.5	6	10	445-2770-ND	1.73	2.54	18.15	CK45-R3FD182K-NR
	2200pF	±10%	16.5	6	10	445-2771-ND	2.16	3.18	22.69	CK45-R3FD222K-NR
	2700pF	±10%	18	6	10	445-2772-ND	2.16	3.18	22.69	CK45-R3FD272K-NR
CC45 Series (-20°C ~ 85°C)										
1kV	10pF	±5%	5.5	5	5	445-2773-ND	.86	1.27	9.08	CC45SL3AD100JYNN
	12pF	±5%	5.5	5	5	445-2774-ND	.86	1.27	9.08	CC45SL3AD120JYNN

VDC	Cap.	Cap. Tol.	Dimensions - mm			Digi-Key Part No.	Pricing			TDK Part No.
			D	T	F		5	10	100	
1kV	15pF	±5%	5.5	5	5	445-2775-ND	.86	1.27	9.08	CC45SL3AD150JYNN
	18pF	±5%	5.5	5	5	445-2776-ND	.86	1.27	9.08	CC45SL3AD180JYNN
	22pF	±5%	5.5	5	5	445-2777-ND	.86	1.27	9.08	CC45SL3AD220JYNN
	27pF	±5%	5.5	5	5	445-2778-ND	.86	1.27	9.08	CC45SL3AD270JYNN
	33pF	±5%	5.5	5	5	445-2779-ND	.86	1.27	9.08	CC45SL3AD330JYNN
	39pF	±5%	5.5	5	5	445-2780-ND	.86	1.27	9.08	CC45SL3AD390JYNN
	47pF	±5%	5.5	5	5	445-2781-ND	.86	1.27	9.08	CC45SL3AD470JYNN
	56pF	±5%	5.5	5	5	445-2782-ND	.86	1.27	9.08	CC45SL3AD560JYNN
	68pF	±5%	5.5	5	5	445-2783-ND	.86	1.27	9.08	CC45SL3AD680JYNN
	82pF	±5%	6	5	5	445-2784-ND	.86	1.27	9.08	CC45SL3AD820JYNN
	100pF	±5%	6.5	5	5	445-2785-ND	.86	1.27	9.08	CC45SL3AD101JYNN
	120pF	±5%	7	5	5	445-2786-ND	.86	1.27	9.08	CC45SL3AD121JYNN
	150pF	±5%	7.5	5	5	445-2787-ND	.86	1.27	9.08	CC45SL3AD151JYNN
	180pF	±5%	8	5	5	445-2788-ND	.86	1.27	9.08	CC45SL3AD181JYNN
	220pF	±5%	8.5	5	5	445-2789-ND	.86	1.27	9.08	CC45SL3AD221JYNN
	270pF	±5%	9	5	5	445-2790-ND	.86	1.27	9.08	CC45SL3AD271JYNN
	330pF	±5%	10	5	5	445-2791-ND	.86	1.27	9.08	CC45SL3AD331JYNN
	390pF	±5%	10.5	5	5	445-2792-ND	.86	1.27	9.08	CC45SL3AD391JYNN
470pF	±5%	11.5	5	7.5	445-2793-ND	1.21	1.78	12.71	CC45SL3AD471JYNN	
560pF	±5%	12.5	5	7.5	445-2794-ND	1.21	1.78	12.71	CC45SL3AD561JYNN	
680pF	±5%	13.5	5	7.5	445-2795-ND	1.21	1.78	12.71	CC45SL3AD681JYNN	
820pF	±5%	14.5	5	7.5	445-2796-ND	1.21	1.78	12.71	CC45SL3AD821JYNN	
1000pF	±5%	16	5	10	445-2797-ND	2.24	3.30	23.60	CC45SL3AD102JYNN	
2kV	10pF	±5%	5.5	5	5	445-2798-ND	1.04	1.52	10.89	CC45SL3DD100JYNN
	12pF	±5%	5.5	5	5	445-2799-ND	1.04	1.52	10.89	CC45SL3DD120JYNN
	15pF	±5%	5.5	5	5	445-2800-ND	1.04	1.52	10.89	CC45SL3DD150JYNN
	18pF	±5%	5.5	5	5	445-2801-ND	1.04	1.52	10.89	CC45SL3DD180JYNN
	22pF	±5%	5.5	5	5	445-2802-ND	1.04	1.52	10.89	CC45SL3DD220JYNN
	27pF	±5%	5.5	5	5	445-2803-ND	1.04	1.52	10.89	CC45SL3DD270JYNN
	33pF	±5%	5.5	5	5	445-2804-ND	1.04	1.52	10.89	CC45SL3DD330JYNN
	39pF	±5%	5.5	5	5	445-2805-ND	1.04	1.52	10.89	CC45SL3DD390JYNN
	47pF	±5%	5.5	5	5	445-2806-ND	1.04	1.52	10.89	CC45SL3DD470JYNN
	56pF	±5%	6	5	5	445-2807-ND	1.04	1.52	10.89	CC45SL3DD560JYNN
	68pF	±5%	6.5	5	5	445-2808-ND	1.04	1.52	10.89	CC45SL3DD680JYNN
	82pF	±5%	7	5	5	445-2809-ND	1.04	1.52	10.89	CC45SL3DD820JYNN
	100pF	±5%	7.5	5	5	445-2810-ND	1.04	1.52	10.89	CC45SL3DD101JYNN
	120pF	±5%	8	5	5	445-2811-ND	1.04	1.52	10.89	CC45SL3DD121JYNN
	150pF	±5%	8.5	5	5	445-2812-ND	1.04	1.52	10.89	CC45SL3DD151JYNN
	180pF	±5%	9	5	5	445-2813-ND	1.04	1.52	10.89	CC45SL3DD181JYNN
	220pF	±5%	10	5	5	445-2814-ND	1.04	1.52	10.89	CC45SL3DD221JYNN
	270pF	±5%	11	5	5	445-2815-ND	1.04	1.52	10.89	CC45SL3DD271JYNN
330pF	±5%	11.5	5	7.5	445-2816-ND	1.04	1.52	10.89	CC45SL3DD331JYNN	
390pF	±5%	12.5	5	7.5	445-2817-ND	1.04	1.52	10.89	CC45SL3DD391JYNN	
470pF	±5%	13.5	5	7.5	445-2818-ND	1.73	2.54			