

Axial Lead Ferrite Beads for Broad Band EMI Filtering

Through Hole Applications

Steward's two-terminal axial lead ferrite beads provide economical filtering for differential mode EMI suppression applications. Constructed using a continuous 22 gauge conductor, these devices are able to withstand high peak currents that can destroy other surface mount devices. Through hole installation. Low DCR.

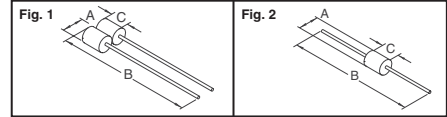


Fig.	Dimensions – mm			Typical Impedance (Ω)		Current Rating I Max. (A) Continuous	Digi-Key Part No.	Cut Tape Pricing			Digi-Key Part No.	Tape and Reel				
	A	B	C	@ 100MHz	@ 300MHz			10	50	100		Qty.	Pricing	Qty.	Pricing	Steward Part No.
1	3.51	25.40	4.45	143	165	5	240-2437-1-ND	.71	3.07	5.66	240-2437-2-ND	1,800	33.40/M	5,400	31.22/M	28J0138-11R-10
2	3.51	59.00	4.45	75	80	5	240-2438-1-ND	.71	3.08	5.68	240-2438-2-ND	4,500	33.40/M	9,000	31.22/M	28L0138-10R-10
	3.51	59.00	8.89	135	138	5	240-2439-1-ND	.66	2.85	5.27	240-2439-2-ND	4,500	30.50/M	9,000	29.04/M	28L0138-40R-10
	3.51	59.00	13.97	220	210	5	240-2440-1-ND	1.31	5.68	10.48	240-2440-2-ND	4,500	60.99/M	9,000	57.36/M	28L0138-70R-10
	3.51	59.00	5.23	86	78	5	240-2513-1-ND	.70	3.03	5.60	240-2513-2-ND	4,500	32.68/M	9,000	30.50/M	28L0138-80R-10

Wound Bead Chokes for Differential Mode EMI Filtering

Broad Band EMI Filtering - Through Hole

Multi-aperture, multiple turn ferrite chokes. Three turn configurations provide lossy impedance over 1,000Ω. These parts offer excellent broadband frequency performance. Current rating is up to 5 Amps continuous operation.

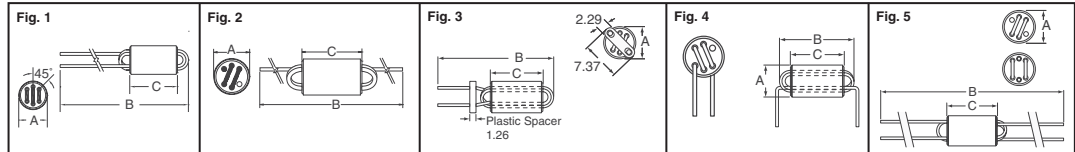


Fig.	Dimensions – mm			Typical Impedance (Ω)		Digi-Key Part No.	1	Pricing			Steward Part No.
	A	B	C	@ 50MHz	@ 100MHz			10	50	100	
1	6.00	50.53	10.00	845	1,000	240-2492-ND	.28	2.37	10.23	18.41	28C0236-0EW-10
2	6.00	86.46	10.00	700	835	240-2491-ND	.28	2.37	10.23	18.41	28C0236-0BW-10
3	6.00	20.96	10.00	845	1,000	240-2493-ND	.37	3.09	13.34	24.02	28C0236-0JW-10
4	5.99	14.99	10.00	680	835	240-2510-ND	.42	3.51	15.12	27.22	28C0236-0BS-10
5	5.99	86.46	10.00	360	460	240-2509-ND	.37	3.04	13.13	23.62	28C0236-0DW-10



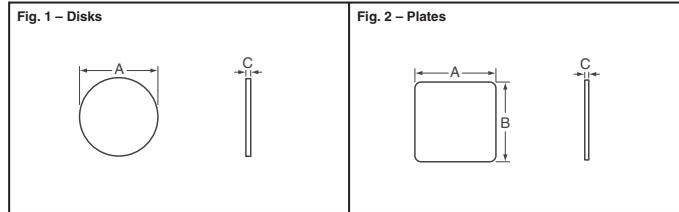
Ferrite EMI Disks and Plates with Adhesive



Steward's Ferrite Disks and Plates provide a simple, cost-effective solution for radiated and inductively coupled electromagnetic interference. After the PC board soldering process, a ferrite disk or plate can be installed directly on the source of EMI (such as active devices or unwanted antennas). Can also be utilized either as inductively-coupled components or EMI shields on PC board components and traces.

Inductive coupling occurs when the ferrite affects the conducted wave form leaving the active component. The rise time of the wave form is effectively slowed by the ferrite, and the overshoot and associated ringing are attenuated. EMI shielding occurs when the ferrite absorbs the radiated EMI emissions from active components, effectively protecting other boards or components in the vicinity from radiated contamination. Performance varies with each application.

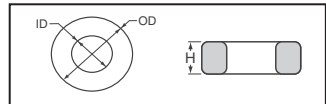
Features: • Parts have 3M VHB double-sided permanent adhesive • Can be used to locate unwanted EMI antennas • Flat Flex and Ribbon Cable Shields • Provides retrofit auxiliary EMI attenuation



§ 240-2247-ND Ferrite EMI Disk and Plate Kit (5 each of parts denoted) "Sample kit contains parts with temporary adhesives so they can be repositioned" 21.78 † For Higher EMI Frequencies

Fig.	Dimensions – mm			Digi-Key Part No.	Pricing			Steward Part No.
	A	B	C		1	10	50	
Disks								
1	20.00	—	1.27	240-2248-ND§†	.10	.87	3.75	HM0787-100
	20.00	—	1.91	240-2249-ND§†	.12	1.03	4.44	HM0787-200
	35.56	—	1.91	240-2250-ND§†	.25	2.08	8.97	HM1400-200
	16.51	—	1.27	240-2252-ND§	.09	.77	3.30	MM0650-100
	20.00	—	1.91	240-2254-ND§	.12	1.03	4.44	MM0787-200
Plates								
2	26.42	26.42	1.27	240-2257-ND§†	.15	1.26	5.44	HP1040-100
	26.42	26.42	1.91	240-2258-ND§†	.20	1.62	6.98	HP1040-200
	8.00	8.00	2.00	240-2259-ND	.08	.65	2.80	MP0315-200
	26.42	8.89	1.27	240-2260-ND	.09	.78	3.38	MP0350-000
	11.00	11.00	2.00	240-2261-ND	.09	.74	3.18	MP0433-000
	13.00	13.00	2.00	240-2262-ND	.10	.82	3.53	MP0512-200
	15.00	15.00	2.00	240-2264-ND	.11	.91	3.93	MP0591-200
	19.30	19.30	1.27	240-2265-ND§	.11	.93	3.99	MP0760-100
	26.42	26.42	1.27	240-2266-ND§	.15	1.26	5.44	MP1040-100
	26.42	26.42	1.91	240-2267-ND§	.20	1.62	6.98	MP1040-200
	38.00	38.00	2.00	240-2268-ND	.35	2.88	12.42	MP1496-000

Ferrite Toroid Cores for Transformers and Chokes



Features: Steward 35 and 40 material ferrite toroids provide low losses and high performance in transformers at kHz to low MHz frequencies. They provide high impedance below 10MHz for suppression for undesired signals. The H coating is an epoxy with typical thickness of 0.003 inches. The Hipot rating is 1000 VAC minimum of coating. **Application:** • Switched mode power supplies • Current sensing transformers • DC to DC converters • Telecommunications transformers and chokes • Lighting Ballast • Ground Fault Interrupter Application • EMI filters

Dimensions – Inches (mm)			Initial Permeability	AL @ 100kHz (nH per turn squared)	Digi-Key Part No.	1	Pricing		Steward Part No.
OD	ID	H					10	50	
.230 (5.84)	.120 (3.05)	.060 (1.52)	5,000	991	240-2584-ND	.04	.38	1.67	35T0231-00P
.230 (5.84)	.120 (3.05)	.125 (3.18)	5,000	2,066	240-2585-ND	.07	.57	2.45	35T0231-20P
.230 (5.84)	.120 (3.05)	.100 (2.54)	5,000	1,652	240-2586-ND	.07	.52	2.24	35T0231-30P
.375 (9.53)	.187 (4.75)	.125 (3.18)	5,000	2,214	240-2522-ND	.13	1.10	4.73	35T0375-10H
.500 (12.70)	.281 (7.14)	.250 (6.35)	5,000	3,659	240-2524-ND	.17	1.41	6.06	35T0501-10H
1.000 (25.40)	.610 (15.50)	.394 (10.00)	5,000	4,830	240-2526-ND	.86	7.16	30.85	35T1000-00H
1.417 (36.00)	.906 (23.00)	.394 (10.00)	5,000	4,543	240-2528-ND	1.82	15.12	65.17	35T1417-00H
.500 (12.70)	.281 (7.14)	.250 (6.35)	10,000	7,318	240-2532-ND	.20	1.60	6.90	40T0501-10H
1.000 (25.40)	.610 (15.50)	.394 (10.00)	10,000	9,660	240-2534-ND	.99	8.25	35.55	40T1000-00H
1.417 (36.00)	.906 (23.00)	.591 (15.00)	10,000	13,440	240-2537-ND	2.51	20.84	89.84	40T1417-10H

Digi-Reel® Most SMT cutdown parts are available on a Digi-Reel®. For Digi-Reel part number, change 1-ND to 6-ND or CT-ND to DKR-ND. See Digi-Key® Services on page 2 for additional information.

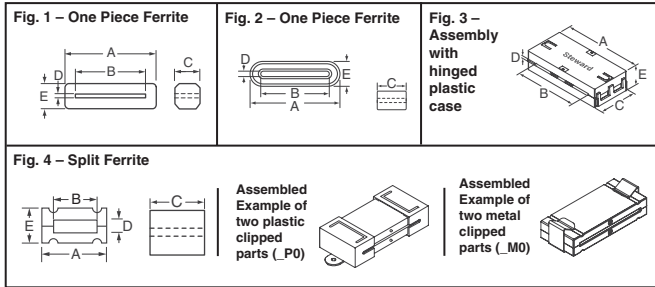
Free shipping on orders over £50! All prices are in British pound sterling and include duties.

uk.digikey.com — FREEPHONE: 0-800-587-0991 • 0-800-904-7786 — FREEFAX: 0-800-587-0992 • 0-800-904-7783

(UK091) 1471

Broad Band (30 MHz ~ 900 MHz Optimized) Ribbon and Flex Cable Ferrite Cores for EMI

One Piece Ferrite EMI Cores for Flat Cables: Cable must be inserted into the ferrite cores before cable ends are connected for figures 1 and 2. Parts made from high performance material.
Split Ribbon Cable Core Assemblies with Hinged Plastic Cases: Conveniently contain both ferrite core halves within the same fully assembled, hinged black plastic case. Order one part for each assembly.
Split Ribbon Cable Cores with Plastic End Clips: Easy to use where assembled cable connectors prevent the use of one piece ferrite cores. White end clips provide secure closure of ferrite parts onto the flat cable. Tabs with screw holes for mounting the assembly included. Order two parts for each assembly.
Split Ribbon Cable Cores with Metal Clips: Split ferrite cores for flat ribbon cables clamp together with small metal clips that provide secure closure. Order two parts for each assembly.



E

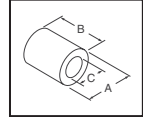
Fig.	Dimensions - mm					Typical Impedance (Ω)		Digi-Key Part No.	Pricing			Steward Part No.			
	A	B	C	D	E	@ 100 MHz	@ 300 MHz		1	2	10		50	100	
Rectangular Shaped One Piece Ferrite EMI Cores for Flat Cables															
1	8.00	6.00	12.00	0.70	2.70	102	250	240-2320-ND	.09	—	.76	3.24	5.83	28R0315-200	
	11.50	8.00	12.00	0.70	3.00	153	335	240-2155-ND	.10	—	.87	3.75	6.74	28R0453-200	
	12.20	8.00	18.00	1.00	5.50	190	320	240-2156-ND	.18	—	1.48	6.39	11.50	28R0480-000	
	15.01	10.00	22.86	1.50	7.49	227	370	240-2229-ND	.30	—	2.44	10.51	18.92	28R0592-010	
	17.00	13.00	12.00	0.75	3.50	110	270	240-2157-ND	.13	—	1.07	4.65	8.36	28R0669-000	
	22.35	14.00	19.05	1.50	7.75	187	356	240-2082-ND	.37	—	3.06	13.21	23.78	28R0880-200	
	22.80	18.70	16.00	0.70	2.80	127	280	240-2161-ND	.15	—	1.27	5.47	9.84	28R0898-000	
	28.00	23.00	20.00	0.80	5.80	192	380	240-2162-ND	.36	—	3.02	13.00	23.41	28R1102-100	
	28.00	23.00	27.00	1.10	6.10	230	480	240-2325-ND	.47	—	3.91	16.87	30.37	28R1103-000	
	31.12	24.77	13.30	1.91	8.26	128	300	240-2327-ND	.36	—	2.95	12.73	22.91	28R1227-100	
	31.40	23.00	19.00	1.50	7.75	162	370	240-2328-ND	.48	—	3.96	17.07	30.72	28R1236-000	
	38.10	26.67	25.40	1.91	12.07	230	520	240-2084-ND	1.15	—	9.51	40.98	73.77	28R1517-000	
	45.08	34.42	28.58	1.52	12.45	260	530	240-2086-ND	1.58	—	13.06	56.29	101.31	28R1775-000	
	63.50	52.07	28.58	1.68	12.70	298	588	240-2088-ND	2.20	—	18.23	78.59	141.46	28R1779-000	
	63.50	52.07	12.98	1.68	12.70	170	375	240-2335-ND	1.03	—	8.55	36.87	66.37	28R1779-100	
	45.72	35.05	27.94	1.52	12.70	260	555	240-2336-ND	1.60	—	13.25	57.10	102.78	28R1800-010	
	55.12	43.69	25.40	1.27	12.70	280	550	240-2090-ND	1.76	—	14.59	62.86	113.15	28R2170-000	
	55.12	43.69	12.70	1.27	12.70	170	370	240-2092-ND	.91	—	7.54	32.47	58.45	28R2170-100	
	79.98	68.58	12.70	1.91	11.99	135	318	240-2094-ND	1.15	—	9.59	41.35	74.42	28R3149-000	
	Oval Shaped One Piece Ferrite EMI Cores for Flat Cables														
2	15.50	13.50	10.00	1.40	3.40	80	216	240-2322-ND	.10	—	.85	3.65	6.57	28R0610-000	
	19.20	15.00	10.00	1.15	5.35	107	258	240-2323-ND	.15	—	1.26	5.43	9.77	28R0756-000	
	19.20	15.00	16.00	1.15	5.35	140	308	240-2159-ND	.20	—	1.67	7.21	12.97	28R0756-200	
	25.00	18.00	24.00	0.90	7.70	220	430	240-2160-ND	.48	—	3.96	17.09	30.76	28R0984-000	
	25.00	18.00	16.00	0.90	7.70	170	370	240-2324-ND	.34	—	2.83	12.22	21.99	28R0984-200	
	28.58	23.50	31.00	1.70	7.70	220	430	240-2230-ND	.62	—	5.18	22.31	40.16	28R1127-000	
	28.58	23.50	17.00	1.70	7.70	150	330	240-2231-ND	.37	—	3.09	13.33	23.99	28R1127-400	
	28.58	23.50	9.70	1.70	7.70	110	265	240-2326-ND	.24	—	1.96	8.45	15.21	28R1127-500	
	37.00	27.00	18.25	1.50	8.00	168	380	240-2163-ND	.52	—	4.36	18.77	33.78	28R1141-010	
	32.00	25.10	35.00	0.90	7.75	350	700	240-2330-ND	.84	—	6.98	30.09	54.15	28R1261-100	
	32.00	25.10	9.70	0.90	7.75	135	310	240-2331-ND	.28	—	2.33	10.06	18.10	28R1261-200	
	34.00	28.00	25.00	1.00	7.00	220	449	240-2332-ND	.60	—	4.94	21.32	38.37	28R1340-200	
	36.83	29.58	10.00	0.75	7.75	130	290	240-2164-ND	.33	—	2.69	11.62	20.92	28R1450-100	
	37.01	33.00	13.46	0.51	4.50	140	310	240-2333-ND	.28	—	2.32	9.98	17.97	28R1457-400	
	42.00	37.50	5.00	0.70	5.00	84	200	240-2334-ND	.16	—	1.31	5.66	10.18	28R1654-010	
	49.61	44.00	12.00	1.45	7.62	127	300	240-2165-ND	.44	—	3.64	15.67	28.21	28R1953-000	
	Split Ribbon Cable Core Assemblies with Hinged Plastic Cases														
	3	67.08	53.75	27.53	1.91	16.66	236	480	240-2341-ND	2.00	—	16.55	71.33	128.39	28S2001-2A2
	Split Ribbon Cable Cores with Plastic End Clips*														
	4	63.50	52.07	28.58	.84	6.35	280	590	240-2097-ND	—	2.37	9.79	42.20	75.96	28S2001-0P0
76.20		65.28	28.58	.84	6.35	280	600	240-2099-ND	—	2.45	10.16	43.81	78.85	28S2011-0P0	
45.09		34.42	28.58	.84	6.35	250	550	240-2103-ND	—	1.74	7.19	30.97	55.75	28S2022-0P0	
Split Ribbon Cable Cores with Metal End Clips (1 Set = 2 Filters and 2 Clips)*															
4	63.50	52.07	28.58	.84	6.35	280	590	240-2096-ND	—	2.37	9.79	42.20	75.96	28S2001-0M0	
	76.20	65.28	28.58	.84	6.35	280	600	240-2098-ND	—	2.45	10.16	43.81	78.85	28S2011-0M0	
	88.90	78.23	28.58	.84	6.35	240	630	240-2100-ND	—	3.28	13.61	58.65	105.57	28S2012-0M0	
	45.09	34.42	28.58	.84	6.35	250	550	240-2102-ND	—	1.74	7.19	30.97	55.75	28S2022-0M0	
	38.10	26.67	25.40	.84	6.35	250	520	240-2104-ND	—	1.50	6.21	26.75	48.14	28S2023-0M0	
Extra Accessories															
—	Extra Plastic End Clip with Mounting Hole for a Split Ribbon Cable Core.....							240-2345-ND	.09	—	.76	3.26	5.87	ASSE001-2	
—	Extra Metal End Clip for Split Ribbon Cable Core.....							240-2346-ND	.10	—	.85	3.67	6.61	ASSE017-2	

* Note: Split ribbon cable cores require two ferrite pieces per one complete assembly (except split cores in fully assembled hinged plastic cases).

240-2507-ND Ferrite EMI Cores for Flat Ribbon and Flex Cables (3-11 each of 36 different sizes)..... 43.56

**Low Frequency (300kHz ~ 30MHz)
Cores for Round Cables**

Steward LFB ferrite material provides excellent impedance at lower frequencies. Optimum EMI attenuation is between 300kHz and 30MHz, however, with additional wire turns, much broader EMI frequencies can be effectively attenuated.



Additional wire turns will multiply impedance.

Dimensions - mm			Net Impedance (Ω)						Digi-Key Part No.	Pricing					Steward Part No.
			@ 1MHz (1 Turn)	@ 1MHz (2 Turn)	@ 1MHz (5 Turn)	@ 5MHz (1 Turn)	@ 5MHz (2 Turn)	@ 5MHz (5 Turn)		1	10	50	100	500	
9.00	7.00	5.00	21	90	558	36	140	867	240-2135-ND\$.11	.91	3.95	7.11	28.42	LFB09050-000
9.50	19.05	5.10	63	240	1464	86	332	2514	240-2277-ND\$.33	2.69	11.61	20.89	83.57	LFB095051-000
12.70	7.00	7.92	16	70	436	25	102	593	240-2278-ND\$.14	1.13	4.84	8.70	34.83	LFB127079-000
14.27	28.58	6.35	122	490	2842	120	480	2646	240-2279-ND\$	1.24	10.27	44.24	79.63	318.53	LFB143064-000
14.27	13.46	6.35	57	220	1169	53	215	1552	240-2136-ND\$.57	4.77	20.55	36.98	147.93	LFB143064-100
15.88	28.58	7.87	105	410	2615	100	390	2305	240-2281-ND\$.79	6.57	28.31	50.97	203.86	LFB159079-000
17.40	28.58	9.50	91	350	2184	85	340	2044	240-2282-ND\$	1.57	13.01	56.08	100.95	403.80	LFB174095-000
18.10	10.00	10.00	31	138	809	29	115	722	240-2283-ND\$.37	3.07	13.25	23.85	95.40	LFB180100-000
18.70	28.58	10.16	91	350	1969	84	330	1863	240-2284-ND\$	1.70	14.06	60.58	109.04	436.14	LFB187102-000
22.10	12.70	14.00	30	30	818	28	110	699	240-2137-ND\$.47	3.93	16.92	30.45	121.79	LFB220140-000
25.00	13.00	15.00	34	136	850	26	80	624	240-2285-ND\$.67	5.56	23.96	43.12	172.50	LFB250150-000
25.91	28.58	12.83	106	420	2647	62	240	1487	240-2138-ND\$	2.40	19.87	85.64	154.15	616.61	LFB259128-000
28.98	15.21	19.05	34	155	963	22	70	573	240-2286-ND\$	1.07	8.83	38.05	68.49	273.97	LFB290190-000
31.00	13.00	19.00	33	143	845	22	88	554	240-2139-ND\$	1.05	8.70	37.48	67.47	269.85	LFB310190-000
36.00	15.00	23.00	27	110	653	19	75	438	240-2287-ND	2.03	16.83	72.53	130.55	522.20	LFB360230-300

§ 240-2508-ND Ferrite Low Frequency EMI Cores for Round Cables and Wire Bundles Sample Kit (4-16 each of parts denoted)..... 43.56

Ferrite Cylinders and Toroids for Electromagnetic Interference (EMI)



**Broad Band (optimized 30MHz ~ 800MHz +)
Bead Cores for Round Cables and Wire Bundles**

One-piece ferrite tubular bead cores for effectively attenuating a broad range of conducted and radiated electromagnetic interference (EMI). Install over round cables or wire bundles. Ferrite beads can be over molded or covered with heat shrink coating if desired. Additional wire turns will multiply impedance. Steward's cylindrical beads for round cables in Broad Band 28 material provide

the smallest and most cost effective EMI solution when filtering both common mode and differential mode EMI on internal and external cable assemblies. By using Steward's high performance material, one is able to use the smallest and lowest weight core size possible with the highest EMI attenuation performance available.

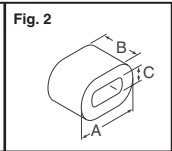
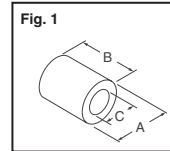


Fig.	Dimensions - mm			Typical Impedance Ω			Digi-Key Part No.	Pricing					Steward Part No.
	A	B	C	@ 50MHz	@ 100MHz	@ 300MHz		1	10	50	100	500	
1	6.35	15.88	3.18	131	182	300	240-2289-ND	.10	.85	3.66	6.58	26.33	28B0250-100
	6.78	14.22	3.99	100	138	260	240-2112-ND	.10	.81	3.51	6.31	25.22	28B0268-000
	7.00	13.50	3.80	84	146	268	240-2290-ND	.10	.84	3.62	6.52	26.07	28B0275-000
	8.00	4.78	3.17	69	100	220	240-2291-ND	.09	.70	3.04	5.47	21.89	28B0315-000
	8.00	10.06	3.17	112	158	281	240-2292-ND	.11	.89	3.82	6.88	27.51	28B0315-100
	8.60	10.00	3.80	85	143	264	240-2293-ND	.11	.92	3.96	7.14	28.55	28B0339-000
	9.00	20.00	4.75	148	205	360	240-2295-ND	.15	1.28	5.50	9.90	39.60	28B0355-000
	9.53	14.48	5.08	114	154	282	240-2067-ND	.14	1.13	4.86	8.74	34.96	28B0375-100
	9.53	19.05	5.08	146	194	310	240-2113-ND	.16	1.32	5.71	10.27	41.10	28B0375-300
	9.53	4.83	5.08	52	81	200	240-2296-ND	.09	.74	3.19	5.74	22.93	28B0375-400
1	9.75	10.00	3.80	125	159	286	240-2297-ND	.13	1.05	4.54	8.18	32.74	28B0384-000
	9.75	25.00	3.80	254	322	473	240-2298-ND	.22	1.82	7.87	14.16	56.65	28B0384-200
	9.91	15.00	6.35	88	128	248	240-2299-ND	.13	1.09	4.69	8.44	33.78	28B0390-200
	12.00	10.00	3.55	152	195	320	240-2240-ND	.17	1.36	5.87	10.56	42.21	28B0473-000
	12.00	25.00	3.55	318	424	558	240-2241-ND	.31	2.61	11.26	20.27	81.09	28B0473-200
	12.32	25.40	4.88	253	320	450	240-2114-ND	.31	2.61	11.25	20.26	81.02	28B0485-000
	12.70	6.35	7.92	52	83	200	240-2301-ND	.12	.94	4.05	7.29	29.14	28B0500-100
	14.27	10.16	6.35	101	145	270	240-2302-ND	.19	1.58	6.81	12.25	49.01	28B0562-000
	14.27	28.58	6.35	262	317	470	240-2078-ND	.42	3.49	15.06	27.10	108.40	28B0562-200
	14.27	15.24	7.26	121	173	295	240-2303-ND	.24	2.00	8.65	15.57	62.27	28B0563-000
1	14.27	28.57	7.26	197	287	406	240-2304-ND	.40	3.29	14.19	25.53	102.13	28B0563-200
	14.48	5.51	8.51	51	82	200	240-2305-ND	.12	1.02	4.40	7.92	31.69	28B0570-000
	15.00	35.00	5.90	348	450	580	240-2242-ND	.57	4.77	20.55	37.00	148.00	28B0591-200
	15.65	28.58	7.00	232	310	450	240-2306-ND	.49	4.09	17.64	31.76	127.02	28B0616-000
	15.88	14.27	7.87	87	163	273	240-2307-ND	.28	2.26	9.75	17.55	70.18	28B0625-000
	15.88	28.58	7.87	209	280	400	240-2115-ND	.48	3.99	17.17	30.91	123.62	28B0625-100
	16.00	28.00	9.25	171	243	370	240-2308-ND	.44	3.59	15.46	27.82	111.27	28B0631-100
	17.42	6.35	9.52	61	91	214	240-2310-ND	.17	1.40	6.03	10.85	43.39	28B0686-000
	17.42	28.57	9.52	191	242	390	240-2079-ND	.53	4.40	18.96	34.12	136.50	28B0686-200
	18.67	28.58	10.16	197	250	400	240-2080-ND	.60	4.99	21.53	38.76	155.05	28B0735-000
1	18.67	14.27	10.16	108	150	270	240-2311-ND	.33	2.75	11.87	21.37	85.46	28B0735-300
	22.10	6.35	13.72	53	85	205	240-2312-ND	.21	1.75	7.54	13.58	54.30	28B0870-000
	22.10	12.70	13.72	80	122	236	240-2116-ND	.36	2.94	12.68	22.82	91.28	28B0870-100
	25.40	12.70	15.49	83	122	247	240-2313-ND	.46	3.78	16.30	29.34	117.35	28B0999-000
	25.40	12.70	12.70	106	151	278	240-2117-ND	.54	4.43	19.09	34.35	137.41	28B1000-000
	25.91	28.58	12.83	104	276	412	240-2081-ND	1.18	9.73	41.95	75.50	302.00	28B1020-100
	28.50	28.58	13.77	218	307	440	240-2243-ND	1.42	11.77	50.74	91.33	365.32	28B1122-100
	29.01	7.49	19.00	53	85	200	240-2118-ND	.34	2.81	12.11	21.79	87.16	28B1142-000
	29.01	13.84	19.00	77	114	235	240-2314-ND	.57	4.76	20.49	36.89	147.54	28B1142-100
	31.12	15.93	19.05	100	140	270	240-2315-ND	.80	6.64	28.63	51.52	206.08	28B1225-000
1	31.75	22.22	19.05	134	186	292	240-2119-ND	1.16	9.64	41.56	74.80	299.19	28B1250-000
	36.00	12.70	23.00	78	115	230	240-2317-ND	.81	6.69	28.87	51.96	207.85	28B1417-200
	39.12	22.22	16.76	204	254	405	240-2319-ND	2.20	18.20	78.44	141.20	564.80	28B1540-000
	50.80	28.70	25.40	218	305	442	240-2244-ND	4.33	35.91	154.78	278.61	1114.44	28B2000-100
	60.96	12.70	35.56	90	135	285	240-2120-ND	2.23	18.48	79.68	143.42	573.69	28B2400-000
	2	38.86	28.58	12.95	161	210	347	240-2318-ND	1.63	13.55	58.39	105.10	420.40
19.64		12.70	5.10	100	141	273	240-2497-ND	.49	4.02	17.35	31.23	124.93	28B0773-050

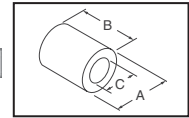
240-2505-ND Ferrite Broad Band EMI Cores for Round Cables and Wire Bundles Sample Kit (1-12 each of 36 part sizes)..... 43.56

(Continued)

Free shipping on orders over £50! All prices are in British pound sterling and include duties.

uk.digikey.com — FREEPHONE: 0-800-587-0991 • 0-800-904-7786 — FREEFAX: 0-800-587-0992 • 0-800-904-7783

(UK091) 1473



High Frequency (300MHz ~ 2GHz) Cylindrical Cores for Round Cables

Made from special high frequency material, these ferrite cylinders and toroids have EMI attenuation (impedance) that peaks above 1GHz for most part sizes. Also available in split clamp-on shapes (in plastic cases) listed at the bottom of this page. Size and shape of the part can affect performance and frequency response.

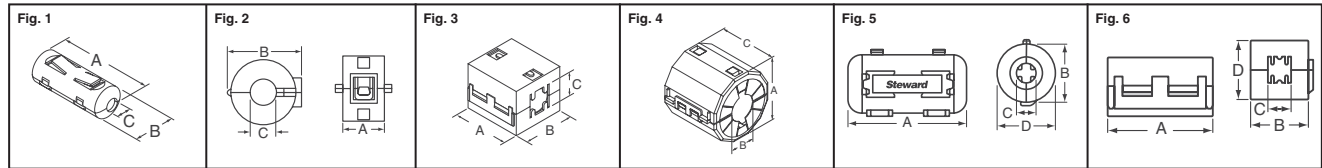
Dimensions - mm			Net Impedance (Ω)		Digi-Key Part No.	1	10	Pricing 50	100	500	Steward Part No.
A	B	C	@ 500MHz	@ 800MHz							
7.52	10.00	2.39	136	138	240-2146-ND	.18	1.48	6.39	11.50	46.00	HFB075024-000
9.52	10.00	5.08	74	85	240-2145-ND	.21	1.75	7.55	13.59	54.36	HFB095051-100
9.52	19.00	5.08	135	183	240-2140-ND	.35	2.87	12.36	22.25	88.99	HFB095051-200
12.32	5.00	4.88	56	62	240-2269-ND	.21	1.74	7.47	13.45	53.77	HFB123049-000
12.32	10.00	4.88	110	127	240-2149-ND	.36	2.98	12.82	23.08	92.33	HFB123049-100
12.32	25.40	4.88	287	305	240-2270-ND	.82	6.82	29.37	52.87	211.51	HFB123049-300
14.27	10.00	6.35	100	113	240-2147-ND	.44	3.58	15.43	27.77	111.08	HFB143064-100
14.27	28.58	6.35	315	306	240-2148-ND	1.13	9.39	40.48	72.87	291.48	HFB143064-300
15.24	10.00	3.38	190	189	240-2151-ND	.57	4.70	20.26	36.47	145.90	HFB152034-000
15.65	20.00	6.99	200	216	240-2273-ND	.96	7.94	34.24	61.63	246.53	HFB157070-000
15.88	28.58	7.87	290	302	240-2142-ND	1.33	10.98	47.36	85.24	340.94	HFB159079-100
16.00	19.00	9.25	145	155	240-2274-ND	.81	6.70	28.89	52.00	207.98	HFB160093-200
16.00	27.99	9.25	198	261	240-2152-ND	1.16	9.64	41.56	74.81	299.26	HFB160093-300
16.99	10.00	7.01	115	127	240-2153-ND	.61	5.05	21.78	39.20	156.82	HFB170070-000
16.99	20.00	7.01	215	234	240-2275-ND	1.15	9.59	41.33	74.39	297.56	HFB170070-100
18.67	30.00	10.16	250	276	240-2143-ND	1.74	14.45	62.30	112.14	448.56	HFB187102-100
25.91	28.58	12.83	246	268	240-2154-ND	3.39	28.07	121.00	217.79	871.18	HFB259128-100

240-2225-ND High Frequency Ferrite Clamp-On and Solid Cylinder Core Sample Kit for Round Cables (one each of 18 different sizes) 21.78

Clamp-On, Split Ferrite Cores in Plastic Cases for Round Cables and Wire Bundles



Split ferrite bead cores in clamp-on (or snap-on) plastic cases can be easily used for EMI attenuation where one-piece cores cannot be installed. Clamp-on cores are also convenient for use during EMI testing. Cylinder, round and box shaped plastic cased part shapes available. Additional wire turns will multiply impedance. High performance material.



Broad Band Plastic Clamp-On Cores Optimized for 30MHz ~ 800MHz +

Fig.	Case Color	Plastic Case Dimensions - mm			Max. Cable Diameter mm	Typical Impedance (Ω)		Digi-Key Part No.	Price Each				Steward Part No.
		A	B	C		100MHz	300MHz		1	10	50	100	
Cylinder Clamp-On Ferrite													
1	Black	25.20	13.00	3.50	3.50	240	400	240-2233-ND‡	.99	.83	.72	.65	28A0350-0B2
	White	29.08	12.80	5.44	4.65	170	320	240-2068-ND	.68	.57	.49	.45	28A0392-0A0
	Black	29.08	12.80	5.44	4.65	170	320	240-2070-ND‡	.68	.57	.49	.45	28A0392-0A2
	Black	42.55	14.30	5.35	5.10	277	449	240-2344-ND‡	.85	.71	.61	.55	28A0434-0A2
	Black	53.39	18.75	4.80	4.50	572	688	240-2245-ND‡	1.28	1.06	.92	.82	28A0592-0A2
	Black	53.39	18.75	6.60	6.55	471	575	240-2246-ND‡	1.31	1.09	.94	.84	28A0593-0A2
	White	40.36	19.10	9.09	8.95	240	390	240-2065-ND	.94	.79	.68	.61	28A0640-0A0
	Black	40.36	19.10	9.09	8.95	240	390	240-2066-ND‡	.94	.79	.68	.61	28A0640-0A2
	Black	55.91	24.82	10.00	10.00	348	514	240-2580-ND	2.67	2.22	1.91	1.72	28A0807-0A2
	Black	41.68	21.03	7.00	6.35	270	460	240-2122-ND‡	.99	.82	.71	.64	28A2026-0A2
	Black	35.10	18.00	9.00	9.00	220	360	240-2124-ND‡	.84	.70	.61	.55	28A2736-0A2
	Black	33.70	30.00	13.00	12.85	260	410	240-2127-ND‡	4.41	3.66	3.16	2.84	28A3851-0A2
Round Clamp-On Ferrite													
2	Black	19.90	19.20	8.20	8.13	160	300	240-2123-ND‡	1.35	1.12	.97	.87	28A2432-0A2
	Black	13.60	24.55	10.20	10.19	130	250	240-2125-ND‡	1.42	1.18	1.02	.92	28A3039-0A2
	Black	15.40	28.80	13.60	13.55	120	230	240-2128-ND‡	1.63	1.36	1.17	1.06	28A4155-0A2
Box Clamp-On Ferrite													
3	White	32.50	29.00	13.00	12.70	280	440	240-2072-ND	2.12	1.76	1.52	1.37	28A2024-0A0
	Black	32.50	29.00	13.00	12.70	280	440	240-2073-ND‡	2.12	1.76	1.52	1.37	28A2024-0A2
	White	32.03	17.58	7.26	6.35	320	510	240-2074-ND	.93	.77	.67	.60	28A2025-0A0
	Black	32.03	17.58	7.26	6.35	320	510	240-2075-ND‡	.93	.77	.67	.60	28A2025-0A2
	White	32.84	21.77	10.00	9.91	250	420	240-2076-ND	1.21	1.01	.87	.78	28A2029-0A0
	Black	32.84	21.77	10.00	9.91	250	420	240-2077-ND‡	1.21	1.01	.87	.78	28A2029-0A2
	Black	42.00	29.20	19.30	18.80	210	360	240-2121-ND‡	5.19	4.31	3.71	3.34	28A5776-0A2
Large Round Clamp-On													
4	Black	56.64	19.50	45.00	25.40	425	533	240-2199-ND	7.17	5.94	5.12	4.61	28A5131-0A2

§ 240-2224-ND Split Clamp-On Broad Band EMI Ferrite Cores Small Sample Kit for Round Cables (one each of parts denoted) 21.78
 ‡ 240-2506-ND Split Clamp-On Broad Band EMI Ferrite Cores Large Sample Kit for Round Cables (1-12 each of parts denoted) 43.56

High Frequency (300MHz ~ 2GHz) Clamp-On Ferrite Cores

Fig.	Case Color	Plastic Case Dimensions - mm				Max. Cable Diameter mm	Net Impedance (Ω)		Digi-Key Part No.	1	Price Each			Steward Part No.
		A	B	C	D		500MHz	800MHz			10	50	100	
Cylinder Clamp-On Ferrite														
5	Black	29.30	12.80	5.30	12.40	4.65	152	168	240-2129-ND	.81	.67	.58	.52	HFA100049-0A2
		41.68	21.03	8.13	21.03	6.35	340	281	240-2132-ND	1.91	1.59	1.37	1.23	HFA150068-0A2
		40.36	19.10	9.09	20.80	8.95	260	262	240-2130-ND	1.76	1.46	1.26	1.13	HFA163090-0A2
Box Clamp-On Ferrite														
6	Black	32.50	17.88	7.00	18.39	6.35	350	339	240-2131-ND	1.93	1.60	1.38	1.24	HFA150066-0A2
		32.64	21.77	10.00	21.84	9.91	290	280	240-2133-ND	2.61	2.17	1.87	1.69	HFA187102-0A2
		32.51	29.01	13.00	29.60	12.70	315	275	240-2134-ND	4.82	4.00	3.45	3.11	HFA259131-0A2

Free shipping on orders over £50! All prices are in British pound sterling and include duties.