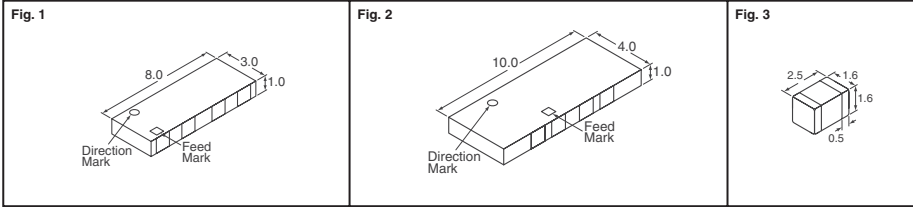


# TAIYO YUDEN

## Antennas

These SMD chip antennas provide a high performance solution in a compact, low profile design.

Different sizes are available based on design needs, but each device has a wide bandwidth and high gain for an increased link budget for your application.



**B**

Fig.	Frequency	Bandwidth (MHz)	Gain (dBi)	Type	Digi-Key Part No.	Cut Tape Price Each			Digi-Key Part No.	Tape and Reel		Taiyo Yuden Part No.
						1	10	100		Qty.	Pricing	
1		145	2	Multilayer	587-1725-1-ND	1.71	1.61	1.15	587-1725-2-ND	1,000	663.56	AH083F245001-T
2	2.4GHz	300	2	Multilayer	587-1726-1-ND	1.82	1.71	1.22	587-1726-2-ND	2,000	705.67/M	AH104F2450S1-T
3		300	1	Helical	587-1727-1-ND	.95	.89	.64	587-1727-2-ND	2,000	368.81/M	AF216M245001-T

## Filters

The High Frequency Multilayer Chip Filters from Taiyo Yuden are compact, and have a very low profile, but provide for very low loss and high attenuation. The FI212C245031-T balanced port is conjugated to the BlueCore3-ROM and BlueCore4-ROM devices from CSR.

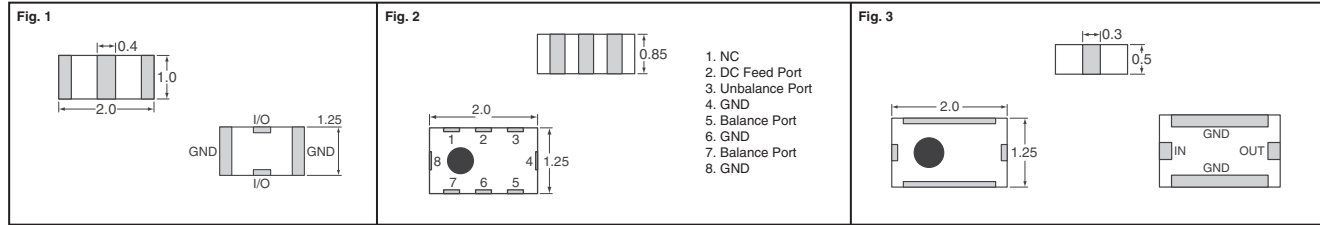
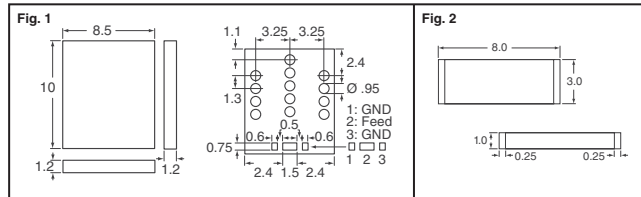


Fig.	Passband Frequency (MHz)	VSWR at Passband Max.	Impedance (Ω)	Type	Digi-Key Part No.	Cut Tape Price Each			Digi-Key Part No.	Tape and Reel		Taiyo Yuden Part No.
						1	10	100		Qty.	Pricing	
1	2400 - 2500	2.0	50	Band Pass	587-1728-1-ND	.52	.49	.35	587-1728-2-ND	3,000	200.38/M	FI212B245021-T
2	2400 - 2500	2.0	50 (Unbalanced)	Balanced Band Pass	587-1729-1-ND	.52	.49	.35	587-1729-2-ND	3,000	200.38/M	FI212C245031-T
3	470 - 770	2.0	50	Low Pass for Digital TV	587-1730-1-ND	.65	.61	.44	587-1730-2-ND	3,000	252.65/M	FI212L062002-T

## TDK Chip Antenna

Specifications: • Operating Temperature: -30°C ~ 85°C • Storage Temperature: -40°C ~ 85°C • Polarization: Linear (Mixed)



Operation Frequency (GHz)	Antenna Gain (dBi)	Impedance (Ω)	VSWR (Max.)	Digi-Key Part No.	Price Each			TDK Part No.
<b>Fig. 1 — UWB Chip Antenna</b>								
3.1 - 5.2	2	50	3	445-3385-1-ND†	5.60	4.16	3.33	ANT1085-4R1-01A
				445-3385-2-ND‡	4360.36	1,500		ANT1085-4R1-01A
<b>Fig. 2 — Bluetooth, WLAN Chip Antenna</b>								
2.4	2	50	2	445-3719-1-ND†	2.42	2.16	1.89	ANT8030-2R4-01A
				445-3719-2-ND‡	2831.40	3,000		ANT8030-2R4-01A

† Cut Tape ‡ Tape and Reel

## Hybrid Log Periodic Antenna

This antenna is an extended frequency broadband antenna intended for measurements in an anechoic chamber, open area test site, or *in situ*. It's 30MHz ~ 3GHz range makes it especially suited for wideband testing of radiated emissions from electrical and electronic equipment. This new design offers unequalled performance over this range for an antenna of this form factor. The HLP-3003C uses a unique low frequency hybrid element to extend the low frequency performance while maintaining a compact size. The low frequency elements of the antenna are removable for convenient storage.

Features: • Efficient design especially suited for compact chambers • Shortest antenna length available for the operating frequency range • Moderate power handling capability • Individually calibrated according to ANSI C63.5 with signed certificate of calibration

Specifications: • Frequency Range: 30MHz ~ 3GHz • Gain: 6dBi typical • VSWR: 2:1 average • Polarization: Linear • Power Handling: 100W • Input Impedance: 50 Ohms nominal • Construction: Aluminum with gold chromate finish • RF Connector: Type N female

445-3408-ND (TDK Part Number HLP-3003C) ..... 4033.84

## Horn Antenna

This antenna is a wide band, double-ridged horn used to transmit and receive microwave signals over the frequency range of 1GHz ~ 18GHz.

The HRN-0118 generates high electric fields required for radiated immunity and emissions measurements and features high gain, low VSWR, moderate power handling, and a robust mechanical design.

Specifications: • VSWR <1.5:1 average • Polarization: Linear • Power Handling: 300W • Feedpoint Impedance: 50 Ohms nominal • RF Connector: Type N female

445-3409-ND (TDK Part Number HRN-0118) ..... 3574.64

## Color Video Camera

This camera is a high performance CCD specifically designed for remote monitoring of equipment under EMC testing. The camera is also ideal for wide angle anechoic chamber monitoring, shielded access control, and test action archiving.

The VC-04 is designed to operate in the harsh environments required for EMC testing. The camera is housed in an EMI hardened protective case and the control and video signals use fiber optics to prevent interference caused by high electromagnetic fields present during EMC testing. The high-resolution VC-04 is remotely focused, positioned, and zoomed using the TDK SI-300CC (see below) controller.

### Features:

- 1/4" CCD
- High resolution
- EMI shielded to >200V/m (DC to 18GHz); Shielded 12VDC or universal AC adapter operated
- Pan/tilt mechanism
- Remote control for pan/tilt, focus, zoom, iris control
- Computer control with IEEE-488 option
- Audio option provides both audio and visual monitoring

445-3410-ND (TDK Part Number VC-04) Color Video Camera ..... 6050.30

445-3411-ND (TDK Part Number SI-300CC) Controller for VC-04 Camera ..... 2521.04

445-3412-ND (TDK Part Number VCMS-150R) Monopod Stand for VC-04 Camera ..... 605.30

445-3413-ND (TDK Part Number VC CABLE SET) Cables for VC-04 Camera ..... 353.02

445-3414-ND (TDK Part Number VC-BPS) Battery Pack for VC-04 Camera ..... 605.30

 Most SMT cutdown parts are available on a Digi-Reel®. For Digi-Reel part number, change 1-ND to 6-ND or CT-ND to DKR-ND. See Digi-Key® Services on page 2 for additional information.

**Free shipping on orders over £50! All prices are in British pound sterling and include duties.**  
**544** (UK091) [uk.digikey.com](http://uk.digikey.com) — FREEPHONE: 0-800-587-0991 • 0-800-904-7786 — FREEFAX: 0-800-587-0992 • 0-800-904-7783