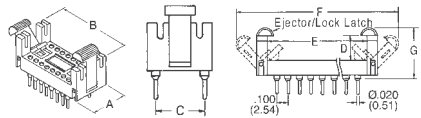


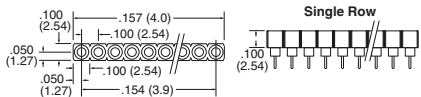
**Lock / Eject
DIP Sockets**



No. of Pins	Dimensions Inches (mm)						
	A	B	C	D	E	F	G
14	.400 (10.16)	.950 (24.16)	.300 (7.62)	.280 (7.11)	.770 (19.56)	1.300 (33.02)	.490 (12.45)
16	.400 (10.16)	1.050 (26.70)	.300 (7.62)	.280 (7.11)	.870 (22.10)	1.540 (39.12)	.490 (12.45)
24	.700 (17.78)	1.490 (37.85)	.600 (15.24)	.182 (4.62)	1.300 (33.02)	1.800 (45.72)	.460 (11.68)
28	.700 (17.78)	1.690 (42.90)	.600 (15.24)	.182 (4.62)	1.500 (38.10)	2.000 (50.80)	.460 (11.68)
32	.700 (17.78)	1.890 (48.00)	.600 (15.24)	.182 (4.62)	1.700 (43.18)	2.200 (55.88)	.460 (11.68)
40	.700 (17.78)	2.290 (58.20)	.600 (15.24)	.182 (4.62)	2.100 (53.34)	2.600 (66.04)	.460 (11.68)

No. of Pins	Fits Jumper Connectors, such as:	Digi-Key Part No.	Price Each			Aries Part No.
			1	25	100	
14	IC Packages	A514-ND	2.76	2.21	1.57	14-C280-10
16	IC Packages	A516-ND	2.98	2.39	1.69	16-C280-10
24	IC Packages	A524-ND	4.16	3.33	2.36	24-C182-10
28	IC Packages	A528-ND	4.41	3.53	2.51	28-C182-10
32	IC Packages	A532-ND	5.05	4.04	2.87	32-C182-10
40	IC Packages	A540-ND	6.41	5.13	3.64	40-C182-10

Series X518 Collet Sockets with Solder Tail Pins



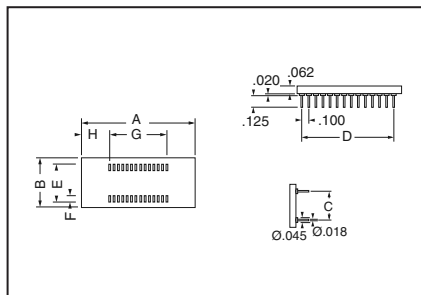
Features: • Can be cut to the number of pins desired to fit the application • Side-to-side and end-to-end stackable **Specifications:** • Socket Body: Black UL94V-0 nylon 4/6 • Contact Current Rating: 3A • Operating Temperature: Tin plating: 221°F (105°C); Gold plating: 257°F (125°C) • Accepts leads .015-.025" (.381mm-.635mm) in diameter. .100" (2.54mm) minimum in length **Mounting:** Suggested PCB hole: .030" ± .002" (.76mm ± .05mm) diameter

No. of Pins	Description	Digi-Key Part No.	Price Each		Aries Part No.
			1	25	
40	Tin Plated	A460-ND	2.00	1.68	40-0518-10
	Gold Plated	A461-ND	2.94	2.47	40-0518-11

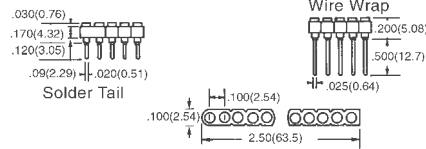
Surface Mount SOIC to DIP, SSOP to DIP, and SOJ to DIP Adapters

Specifications:

- **Board:** .062" (1.57mm) thick, double-sided FR-4, with 1 oz. copper traces
- **Pins:** Brass alloy 360, 1/2 hard
- **Plating:** 200µ" (5.08 µm) minimum 93/7 tin/lead per MIL-T-10727 Type 1 over 100µ" (2.54µm) minimum nickel per QQ-N-290
- **Mounting:** Suggested PCB hole: .028" (.71mm) diameter



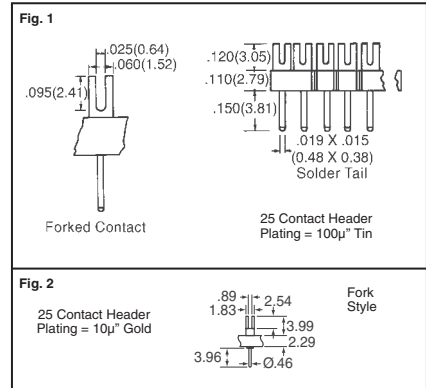
Pin-Line Sockets with "Break" Feature



Features: • Tin-plated Pin-Line sockets can be snapped apart into any number of pins without damage or loss of pins. • Pin-Line sockets are low profile and used for mounting devices with .100" (2.54mm) spacing between pins. • Rows of socket strips may be mounted on any centers or side-by-side for .100" (2.54mm) grid or matrix patterns. Strips also butt end-to-end and maintain .100" (2.54mm) spacing.

No. of Pins	Digi-Key Part No.	Price Each		
		1	25	100
Solder Tail Dip Socket with Screw Machined Pin				
25	A208-ND	2.02	1.78	1.38
Wire Wrap Socket with Screw Machined Pin				
25	A209-ND	3.93	3.42	2.59

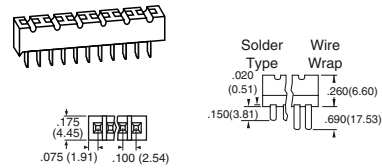
Pin-Line SIP Headers



Features: • Coined contacts • "Break" feature on Pin-Line headers assures headers can be easily snapped off to any number of positions without loss or damage to any pins. No tool is required. The "break" feature minimizes stocking problems and gives immediate adaptability for any length header requirement to any grid or matrix pattern.

Fig.	Digi-Key Part No.	Price Each			Aries Part No.
		1	10	100	
1	A115-ND	1.93	—	1.70	25-0600-10
2	A738-ND	9.50	7.22	—	25-0625-11

Strip Line SIP Sockets



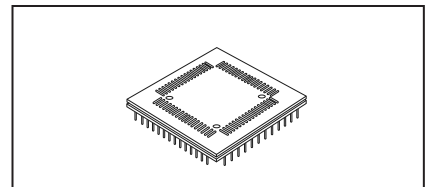
Features: • Bifurcated contacts **Specifications:** • Contacts: Grade A spring temper phosphor bronze QQB-7500 • Plating: 100µ tin per MIL-T-10727 • Socket: Glass-filled thermoplastic

No. of Pins	Solder Tail Digi-Key Part No.	Price Each			Wire Wrap Digi-Key Part No.	Price Each		
		1	25	100		1	25	100
12	A200-ND	2.08	1.89	1.61	A204-ND	2.51	2.19	1.66
20	A201-ND	2.80	2.55	2.17	A205-ND	3.67	3.19	2.42
25	A202-ND	3.49	3.18	2.71	A206-ND	4.62	4.02	3.05
34	A203-ND	3.65	3.33	2.83	A207-ND	5.68	4.94	3.74

◆ RoHS Compliant

Quad Flat Pack (QFP) to PGA Adapters

- Features:**
- Adapters convert surface mount type (SMD) Quad Flat Pack (QFP) packages to standard pin grid array through-hole packages on .100" (2.54mm) pin spacing. This allows SMD QFP packages to be used in standard PGA and PGA ZIF sockets, which is extremely useful for testing.
 - SMD QFP packages are typically less expensive and often more readily available than their through-hole PGA counterparts.
 - Users do not have to redesign through-hole boards in order to utilize the advantages of the SMD QFP packages.



Chip Type/Mfg.	Pads No.	PGA No.	Pins/Matrix	Digi-Key Part No.	Price Each	Aries Part No.
JEDEC	132	132	13x13	A174-ND	23.38	20.04
EIAJ	160	160	15x15	A176-ND	22.60	19.38
EIAJ	208	208	17x17	A722-ND	33.35	28.59

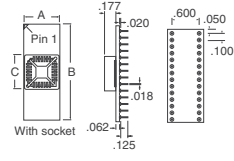
No. of Pins	Type	Dimensions (Inches)								Digi-Key Part No.	Price Each			Aries Part No.
		A	B	C	D	E	F	G	H		1	25	100	
8	SOIC	.400	.460	.300	.300	.455	.155	.150	.121	A724-ND	4.32	3.63	2.36	08-350000-10
	SSOP	.700	.450	.300	.600	.420	.138	.300	.180	A725-ND	4.32	3.63	2.36	14-350000-10
	SSOP	.700	.400	.300	.600	.340	.060	.154	—	A730-ND	19.48	16.36	10.64	14-351000-10
14	SOIC	.800	.450	.300	.700	.420	.138	.350	.180	A726-ND	4.32	3.63	2.36	16-350000-10
	SSOP	.800	.400	.300	.700	.340	.060	.179	—	A731-ND	19.48	16.36	10.64	16-351000-10
	SSOP	.900	.400	.300	.800	.340	.060	.205	—	A732-ND	17.32	14.55	9.46	18-351000-10
16	SOIC	.900	.450	.300	.800	.420	.138	.400	.180	A736-ND	4.27	3.66	3.33	18-350000-10
	SOIC	1.000	.450	.300	.900	.420	.138	.450	.180	A727-ND	4.32	3.63	2.36	20-350000-10
	SOJ	1.000	.420	.300	.900	.350	.090	.600	.060	A325-ND	4.55	3.90	3.55	20-350001-10
20	SOIC	1.000	.400	.300	.900	.340	.060	.230	—	A733-ND	19.48	16.36	10.64	20-351000-10
	SOIC	1.200	.700	.600	1.100	.455	.150	.550	.180	A720-ND	7.21	6.06	3.94	24-650000-10
	SOIC	1.200	.450	.300	1.100	.420	.138	.550	.180	A322-ND	3.03	2.60	2.36	24-350000-10
24	SOIC	1.400	.700	.600	1.300	.450	.075	.650	.375	A320-ND	7.14	6.12	5.57	28-650000-10
	SOIC	1.400	.400	.300	1.300	.350	.090	.650	.375	A321-ND	4.55	3.90	3.55	28-350002-10
	SSOP	1.400	.400	.300	1.300	.340	.060	.333	—	A734-ND	19.48	16.36	10.64	28-351000-10
28	SSOP	1.400	.700	.600	1.300	.340	.070	.333	—	A735-ND	27.01	22.69	14.75	28-651000-10
	SOJ	1.600	.700	.600	1.500	.650	.200	.750	.425	A323-ND	7.51	6.44	5.86	32-650000-10
	SOJ	1.600	.530	.400	1.500	.500	.090	.750	.425	A324-ND	6.61	5.67	5.16	32-450001-10

RoHS Compliant

No. of Pins	Type	Dimensions (Inches)								Digi-Key Part No.	Price Each			Aries Part No.
		A	B	C	D	E	F	G	H		1	25	100	
8	SOIC	.400	.460	.300	.300	.455	.155	.150	.121	A744-ND	5.05	4.24	2.76	08-350000-11-RC
	SSOP	.700	.450	.300	.600	.420	.138	.300	.180	A745-ND	5.05	4.24	2.76	14-350000-11-RC
14	SOIC	.800	.450	.300	.600	.420	.138	.350	.180	A746-ND	16.12	13.54	8.81	14-351000-11-RC
	SSOP	.800	.400	.300	.700	.420	.138	.350	.180	A747-ND	5.05	4.24	2.76	16-350000-11-RC
16	SOIC	.800	.450	.300	.700	.420	.138	.350	.180	A748-ND	16.12	13.54	8.81	16-351000-11-RC
	SSOP	.800	.400	.300	.700	.340	.060	.179	—	A749-ND	16.12	13.54	8.81	18-351000-11-RC
18	SOIC	.900	.450	.300	.800	.420	.138	.400	.180	A750-ND	5.05	4.24	2.76	18-350000-11-RC
	SOIC	1.000	.450	.300	.900	.420	.138	.450	.180	A751-ND	5.05	4.24	2.76	20-350000-11-RC
20	SOJ	1.000	.420	.300	.900	.350	.090	.600	.060	A752-ND	13.49	11.33	7.37	20-350001-11-RC
	SSOP	1.000	.400	.300	.900	.340	.060	.230	—	A753-ND	16.12	13.54	8.81	20-351000-11-RC
24	SOIC	1.200	.700	.600	1.100	.455	.150	.550	.180	A754-ND	18.55	15.59	10.13	24-650000-11-RC
	SOIC	1.200	.450	.300	1.100	.420	.138	.550	.180	A755-ND	5.05	4.24	2.76	24-350000-11-RC
28	SOIC	1.400	.700	.600	1.300	.450	.075	.650	.375	A756-ND	11.07	9.30	6.05	28-650000-11-RC
	SSOP	1.400	.400	.300	1.300	.350	.090	.650	.375	A757-ND	8.84	7.43	4.83	28-350002-11-RC
32	SOJ	1.600	.700	.600	1.500	.650	.200	.750	.425	A760-ND	26.57	22.32	14.51	32-650000-11-RC
	SOJ	1.600	.530	.400	1.500	.500	.090	.750	.425	A761-ND	56.29	47.28	30.74	32-450001-11-RC

Surface Mount PLCC to DIP Adapters

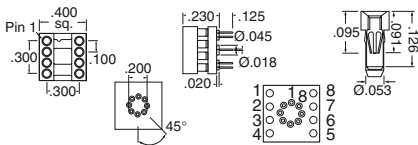
Materials: • Pins and Contacts: Phosphor bronze adapter • Body: FR-4, .062" (1.57mm) thick • Socket: LCP, UL94V-0 rated • Pads and Traces: 1 oz. minimum copper. **Plating:** • Pins: 200µ" tin per MIL-T-10727 over 100µ" nickel per QQ-N-290 • Contacts: 150µ" 90/10 tin/lead



No. of Pins	Dimensions - Inch	Digi-Key Part No.	Price Each	Aries Part No.
	A B C		1 25	
28	.77 1.40 .705	A326-ND	17.32 14.85	28-653000-10
32	.705 1.60 .805	A721-ND	27.88 23.42	32-653000-10
44	.97 2.20 .910	A327-ND	19.95 17.10	44-653000-10
68	1.28 3.40 1.220	A328-ND	23.09 19.79	68-653000-10
84	1.48 4.20 1.420	A329-ND	23.09 19.79	84-653000-10

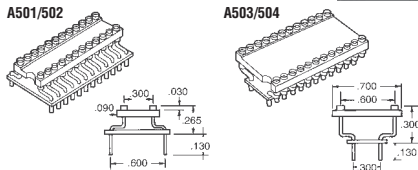
TO to DIP Adapter/Socket

Features: 8-pin DIP IC socket on the top and a circular 8-pin TO can male pin footprint on the bottom, can be readily mounted on boards having TO thru-hole footprints without having to redesign the board. **Specifications:** • Socket Body: Black UL94V-0 glass-filled polyester thermoplastic • Female Pin Body Plating: 200µ" minimum tin over 100µ" minimum nickel • Contact Plating: 10µ" minimum gold over 50µ" minimum nickel • Male Pin: Brass alloy 360 • Male Pin Plating: 200µ" minimum tin • Current rating: 3 Amps • Operating Temperature: 221°F (105°C) Tin plating • Accepts leads .015"-.025" (.38mm-.64mm) in diameter, .100"-.125" (2.54mm-3.18mm) long **Mounting Considerations:** Suggested PCB hole size: .028" (.71mm) diameter



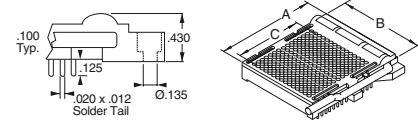
Digi-Key Part No.	Price Each	Aries Part No.
	1 25 100 500	
A330-ND	4.40 3.77 3.43 3.14	1109523

Adapter Sockets



No. of Pins	Description	Digi-Key Part No.	Price Each	Aries Part No.
			1 25 100	
24	.300 ~ .600	A501-ND	5.30 4.03 2.65	1106396-24
28	.300 ~ .600	A502-ND	5.79 4.41 2.90	1106396-28
24	.600 ~ .300	A503-ND	5.30 4.03 2.65	1107254-24
28	.600 ~ .300	A504-ND	5.79 4.41 2.90	1107254-28

PGA Zero Insertion Force (ZIF) Sockets



Features: • The Aries ZIF PGA is an extremely rugged, yet smooth acting test socket. • A strong metal cam activates the contacts which are normally closed. This prevents dependency on the plastic for contact force. • Housing of glass filled PPS, UL94V-0 rated **Specifications:** • Contacts: Beryllium copper • Temperature Rating: -65°C ~ 125°C • Housing: Glass filled PPS, UL94V-0 rated • Handle: Stainless steel

Grid Size	No. of Pins	Dimensions - Inch	Digi-Key Part No.	Price Each
		A B C		1 25 100
13 x 13	169	1.894 1.675 1.200	A314-ND	21.38
15 x 15	225	2.094 1.875 1.400	A315-ND	26.64
17 x 17	289	2.294 2.075 1.600	A316-ND	32.49
19 x 19	361	2.494 2.275 1.800	A317-ND	39.08
21 x 21	441	2.694 2.475 2.000	A318-ND	46.45

◆ RoHS Compliant

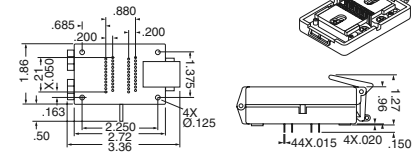
Surface Mount Universal SOIC Zero Insertion Force (ZIF) Test Sockets

Socket Accepts: SOIC gull wing & J-lead devices up to 44 pin devices; .050" (1.27mm) lead pitch; body widths from .15" (3.81mm) to .60" (15.24mm)

Materials:

• Body: Glass-filled PPS, UL94V-0 rated
• Contacts: Beryllium copper alloy per QQ-C-543
• Hardware: Stainless Steel

Plating: 20µ" minimum gold per MIL-G-45204 over 100µ" minimum nickel per QQ-N-290 over 20µ" minimum copper per MIL-C-14550



Digi-Key Part No.	Price Each	Aries Part No.
A339-ND	97.56	44-547-11
44 Pos. DIP Adapter (Converts A339-ND to standard 44 Pos. DIP)		
A728-ND	44.61	44-647-10

◆ RoHS Compliant

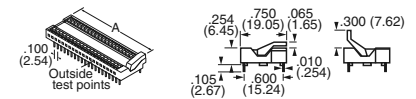
Zero Insertion Force (ZIF) Lo-Profile Sockets

Features:

A complete line of sizes, 24, 28 and 40 pin, low profile ZIF (zero insertion force) sockets provides a low cost solution for a test socket with a height of only .319" (8.10mm) [8, 10] and even with handle in open position, measures just .554" (14.07mm).

Specifications:

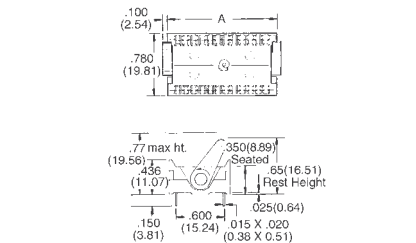
• Pin: Spring temper beryllium copper, tin plated • Body: Glass filled polyester, UL94V-0 rated. • Cam: Cast metal



No. of Pins	Dimension A Inch (mm)	Digi-Key Part No.	Price Each	Aries Part No.
			1 25 100	
24	1.450 (36.83)	A346-ND	6.29 5.72 4.87	24-526-10
28	1.650 (41.91)	A347-ND	5.93 5.40 4.59	28-526-10
40	2.250 (57.15)	A348-ND	7.13 6.48 5.51	40-526-10

Zero Insertion Force (ZIF) Sockets

Specifications: • Contacts: Heat treated beryllium copper • Plating: 100µ" tin plating per MIL-T-10727 • Sockets: Glass filled thermoplastic



No. of Pins	Dimension A Inch (mm)	Digi-Key Part No.	Price Each	Aries Part No.
			1 25 100	
24	1.30 (33.02)	A150-ND	7.73 6.96 6.58	24-516-10
28	1.62 (41.15)	A146-ND	8.31 7.49 7.07	28-516-10
40	2.10 (53.34)	A152-ND	10.96 9.87 9.33	40-516-10

◆ RoHS Compliant

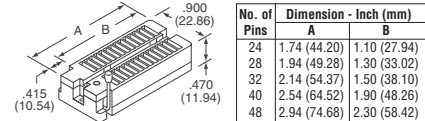
Universal Zero Insertion Force (ZIF) Test Sockets



The Aries Universal Test Socket is a direct replacement for other test sockets currently on the market, with a number of significant advantages.

Features:

• .900 (22.86) overall height with contact level up • Available 24, 28, 32, 40, 48 pins in body of UL94V-0 rated polyphenylene sulfide
• Contacts available tin plated (for up to 105°C) or gold plated (for up to 150°C) • Insulation Resistance - 1000MΩ minimum Dielectric withstanding voltage - 1000 VAC minimum • Contact rating - 1 amp • All pin count sockets (24, 28, 32, 40, 48) go into PCBs with .600 (15.24) centers. • Sockets can be soldered into PC boards or plugged into any socket. • Contacts are normally closed to eliminate dependence on plastic to sustain contact.



No. of Pins	Contact Plating	Digi-Key Part No.	Price Each	Aries Part No.
			1 25 100	
24	Tin	A300-ND	5.74 5.02 4.88	24-6554-10
24	Gold	A301AE-ND	8.29 7.26 7.06	24-6554-11
28	Tin	A302-ND	6.55 5.73 5.57	28-6554-10
28	Gold	A303-ND	8.99 7.87 7.65	28-6554-11
32	Tin	A304-ND	7.30 6.40 6.22	32-6554-10
32	Gold	A305-ND	9.98 8.73 8.49	32-6554-11
40	Tin	A306-ND	8.73 7.64 7.43	40-6554-10
40	Gold	A307-ND	11.89 10.41 10.12	40-6554-11
48	Tin	A308-ND	10.24 8.96 8.71	48-6554-10
48	Gold	A309-ND	13.91 12.18 11.83	48-6554-11

Quick-Release Universal ZIF Test Socket



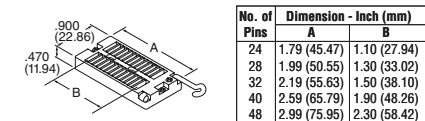
Features:

• Aries' Universal Test Socket accepts devices on .300" (7.62mm) to .600" (15.24mm) centers • Sockets go into PCB .600" (15.24mm) centers • Swing quick-release handle down to open contacts and insert device. Release and handle automatically returns as contacts close onto device leads.

Specifications:

• Socket Body: Black UL94V-0 Glass-filled Polyphenylene Sulfide (PPS)
• Handle: stainless steel
• Contact Current Rating: 1 amp
• Insulation Resistance: 1000MΩ minimum
• Life Cycle: 25,000 - 50,000 cycles
• Operating Temperature: 221°F (105°C) Tin plating; 302°F (150°C) Gold plating

• Retention Force (when closed): 55 grams/pin based on a .020" (.51mm) diameter test lead • Accepts leads .015"-.035" (.38mm-.89mm) wide, .100"-.280" (2.79mm-7.11mm) long



No. of Pins	Description	Digi-Key Part No.	Price Each	Aries Part No.
			1 25 100	
24	Tin Plated	A439-ND	8.66 7.28 5.89	24-6574-10
24	Gold Plated	A440-ND	10.02 8.42 6.82	24-6574-11
28	Tin Plated	A441-ND	9.87 8.30 6.72	28-6574-10
28	Gold Plated	A442-ND	13.58 11.41 9.24	28-6574-11
32	Tin Plated	A443-ND	11.13 9.35 7.57	32-6574-10
32	Gold Plated	A444-ND	15.17 12.75 10.33	32-6574-11
40	Tin Plated	A445-ND	13.16 11.06 8.96	40-6574-10
40	Gold Plated	A446-ND	17.95 15.08 12.22	40-6574-11
48	Tin Plated	A447-ND	15.45 12.98 10.51	48-6574-10
48	Gold Plated	A448-ND	21.00 17.64 14.29	48-6574-11

Free shipping on orders over £50! All prices are in British pound sterling and include duties.

uk.digikey.com — FREEPHONE: 0-800-587-0991 • 0-800-904-7786 — FREEFAX: 0-800-587-0992 • 0-800-904-7783

(UK091) 499