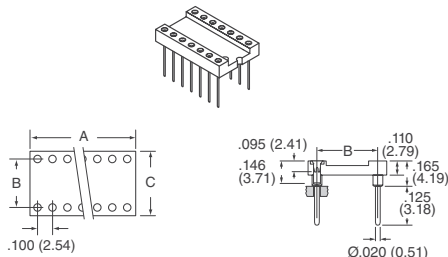




Dual-In-Line and PLCC Sockets

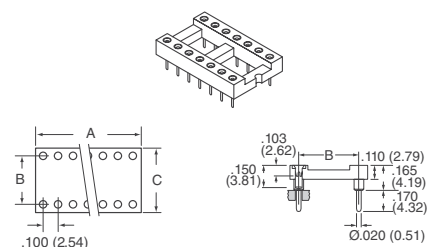
Dim. Inches (mm)

Fig. 1 - Dual-In-Line Sockets, Closed Frame



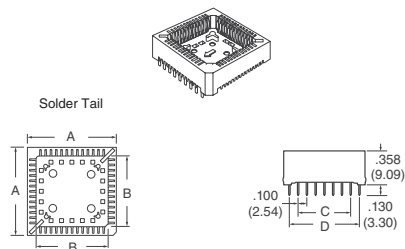
• Closed frame insulator withstands high mechanical impact • Low profile • Plating: Sleeve (Pin) 200µ" Sn/Pb; (RoHS Compliant: 200µ" Sn), Contact (Clip) 30µ" Au

Fig. 2 - Dual-In-Line Sockets, Open Frame



• DIP sockets with solder tail length of .170" (4.32mm), allowing application on multilayer PCBs up to .139" (3.53mm) • Plating: Sleeve (Pin) 200µ" Sn/Pb; (RoHS Compliant: 200µ" Sn), Contact (Clip) 30µ" Au

Fig. 3 - Compact PLCC Sockets



• Designed for JEDEC type devices • Open frame design in solder area improves results of IR soldering and facilitates visual inspection of solder pads

No. of Pins	Dimensions (Inch)						Digi-Key Part No.	Price Each			Mill-Max Part No.
	A	B	C	D	E	F		1	10	100	
Fig. 1 — Dual-In-Line Sockets, Solder Tail (Closed Frame)											
8	0.4	0.3	0.4	—	—	—	ED6000-ND	.58	.40	.33	210-93-308-41-001000
14	0.7	0.3	0.4	—	—	—	ED6001-ND	1.01	.71	.57	210-93-314-41-001000
16	0.8	0.3	0.4	—	—	—	ED6002-ND	1.15	.80	.65	210-93-316-41-001000
24	1.2	0.3	0.4	—	—	—	ED6003-ND	1.74	1.21	.97	210-93-324-41-001000
24	1.2	0.6	0.7	—	—	—	ED6004-ND	1.74	1.21	.97	210-93-624-41-001000
28	1.4	0.6	0.7	—	—	—	ED6005-ND	2.02	1.40	1.14	210-93-628-41-001000
32	1.6	0.6	0.7	—	—	—	ED6006-ND	2.31	1.61	1.30	210-93-632-41-001000
40	2.0	0.6	0.7	—	—	—	ED6007-ND	2.89	2.01	1.62	210-93-640-41-001000

No. of Pins	Dimensions (Inch)						Digi-Key Part No.	Price Each			Mill-Max Part No.
	A	B	C	D	E	F		1	10	100	
Fig. 1 — Dual In-Line Sockets, Solder Tail (Closed Frame) — RoHS Compliant											
8	0.4	0.3	0.4	—	—	—	ED90105-ND	.63	.44	.36	210-43-308-41-001000
14	0.7	0.3	0.4	—	—	—	ED90106-ND	1.10	.77	.62	210-43-314-41-001000
16	0.8	0.3	0.4	—	—	—	ED90107-ND	1.26	.88	.71	210-43-316-41-001000
24	1.2	0.3	0.4	—	—	—	ED90108-ND	1.89	1.32	1.07	210-43-324-41-001000
24	1.2	0.6	0.7	—	—	—	ED90109-ND	1.89	1.32	1.07	210-43-624-41-001000
28	1.4	0.6	0.7	—	—	—	ED90110-ND	2.21	1.54	1.24	210-43-628-41-001000
32	1.6	0.6	0.7	—	—	—	ED90111-ND	2.53	1.76	1.42	210-43-632-41-001000
40	2.0	0.6	0.7	—	—	—	ED90112-ND	3.16	2.19	1.77	210-43-640-41-001000

No. of Pins	Dimensions (Inch)						Digi-Key Part No.	Price Each			Mill-Max Part No.
	A	B	C	D	E	F		1	10	100	
Fig. 2 — Dual-In-Line Sockets, Long Solder Tail for Multilayer PC-Boards (Open Frame)											
8	0.4	0.3	0.4	—	—	—	ED6008-ND	.66	.46	.37	111-93-308-41-001000
14	0.7	0.3	0.4	—	—	—	ED6009-ND	1.11	.77	.63	111-93-314-41-001000
16	0.8	0.3	0.4	—	—	—	ED6010-ND	1.27	.88	.72	111-93-316-41-001000
20	1.0	0.3	0.4	—	—	—	ED6011-ND	1.61	1.12	.91	111-93-320-41-001000
24	1.2	0.3	0.4	—	—	—	ED6012-ND	1.92	1.33	1.08	111-93-324-41-001000
24	1.2	0.6	0.7	—	—	—	ED6013-ND	1.92	1.33	1.08	111-93-624-41-001000
28	1.4	0.6	0.7	—	—	—	ED6014-ND	2.22	1.55	1.25	111-93-628-41-001000
32	1.6	0.6	0.7	—	—	—	ED6015-ND	2.53	1.76	1.42	111-93-632-41-001000
40	2.0	0.6	0.7	—	—	—	ED6016-ND	3.14	2.18	1.76	111-93-640-41-001000

No. of Pins	Dimensions (Inch)						Digi-Key Part No.	Price Each			Mill-Max Part No.
	A	B	C	D	E	F		1	10	100	
Fig. 2 — Dual In-Line Sockets, Long Solder Tail for Multilayer PC-Boards (Open Frame) — RoHS Compliant											
8	0.4	0.3	0.4	—	—	—	ED90113-ND	.77	.54	.43	111-43-308-41-001000
14	0.7	0.3	0.4	—	—	—	ED90114-ND	1.23	.86	.69	111-43-314-41-001000
16	0.8	0.3	0.4	—	—	—	ED90115-ND	1.39	.97	.79	111-43-316-41-001000
20	1.0	0.3	0.4	—	—	—	ED90116-ND	1.67	1.16	.94	111-43-320-41-001000
24	1.2	0.3	0.4	—	—	—	ED90117-ND	1.98	1.38	1.11	111-43-324-41-001000
24	1.2	0.6	0.7	—	—	—	ED90118-ND	1.98	1.38	1.11	111-43-624-41-001000
28	1.4	0.6	0.7	—	—	—	ED90119-ND	2.30	1.60	1.29	111-43-628-41-001000
32	1.6	0.6	0.7	—	—	—	ED90120-ND	2.61	1.82	1.47	111-43-632-41-001000
40	2.0	0.6	0.7	—	—	—	ED90121-ND	3.25	2.26	1.82	111-43-640-41-001000

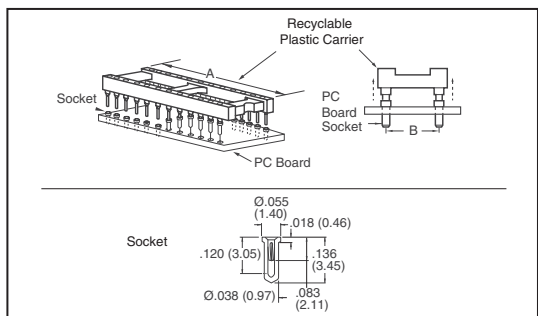
No. of Pins	Dimensions (Inch)						Digi-Key Part No.	Price Each			Mill-Max Part No.
	A	B	C	D	E	F		1	10	100	
Fig. 3 — Compact PLCC Sockets, Solder Tail — RoHS Compliant											
28	.690	.460	.300	.500	—	—	ED90019-ND	1.74	1.57	1.40	540-44-028-24-000000
32*	.783/683	.564/464	.400/300	.600/500	—	—	ED90020-ND	1.74	1.57	1.40	540-44-032-24-000000
44	.890	.660	.500	.700	—	—	ED90021-ND	2.01	1.81	1.61	540-44-044-24-000000
52	.990	.760	.600	.800	—	—	ED90022-ND	2.21	1.99	1.77	540-44-052-24-000000
68	1.190	.960	.800	1.000	—	—	ED90023-ND	2.36	2.13	1.89	540-44-068-24-000000
84	1.390	1.160	1.000	1.200	—	—	ED90024-ND	2.84	2.56	2.27	540-44-084-24-000000

No. of Pins	Dimensions (Inch)						Digi-Key Part No.	Price Each			Mill-Max Part No.
	A	B	C	D	E	F		1	10	100	
Fig. 3 — Compact PLCC Sockets, Surface Mount — RoHS Compliant											
20	.200	.200	.585	.585	.657	.180	ED90025-ND	1.60	1.45	1.29	540-44-020-17-400000
28*	.300	.300	.685	.685	.799	.180	ED90026-ND	1.68	1.52	1.35	540-44-028-17-400000
32*	.300	.400	.670	.770	.885	.148	ED90027-ND	1.07	.96	.86	540-44-032-17-400000
44	.500	.500	.885	.885	1.082	.180	ED90028-ND	1.36	1.23	1.09	540-44-044-17-400000
52	.600	.600	1.000	1.000	1.224	.180	ED90029-ND	2.08	1.88	1.67	540-44-052-17-400000
68	.800	.800	1.202	1.202	1.507	.180	ED90030-ND	2.08	1.88	1.67	540-44-068-17-400000
84	1.000	1.000	1.400	1.400	1.791	.180	ED90031-ND	2.56	2.30	2.05	540-44-084-17-400000

* Rectangular

Miniature Dual-In-Line Socket Carriers

• Reusable carriers • Pin Carrier Assemblies assure maximum ventilation and better visibility for inspection and repair • Easy mounting due to the **RECYCLABLE PLASTIC CARRIER**. No solder wicking problems.
Insertion Characteristics: 3-finger **Plating:** Sleeve (Pin) – 200µ" Sn/Pb; (RoHS Compliant: 200µ" Sn), Contact (Clip) – 30µ" Au



No. of Pins	Dimensions – Inch (mm)		Digi-Key Part No.	Pricing				Mill-Max Part No.
	A	B		1	10	100	500	
8	0.4 (10.16)	0.3 (7.62)	ED6008-ND	1.22	8.46	68.30	292.72	614-93-308-31-012000
14	0.7 (17.78)	0.3 (7.62)	ED6014-ND	2.46	17.05	137.67	590.02	614-93-314-31-012000
16	0.8 (20.32)	0.3 (7.62)	ED6016-ND	2.76	19.14	154.59	662.55	614-93-316-31-012000
18	0.9 (22.86)	0.3 (7.62)	ED6018-ND	3.06	21.26	171.67	735.73	614-93-318-31-012000
20	1.0 (25.40)	0.3 (7.62)	ED6020-ND	3.25	22.52	181.88	779.51	614-93-320-31-012000
24	1.2 (30.48)	0.3 (7.62)	ED6024-ND	3.83	26.58	214.66	919.99	614-93-324-31-012000
28	1.4 (35.56)	0.3 (7.62)	ED6028-ND	4.41	30.62	247.29	1059.81	614-93-328-31-012000
24	1.2 (30.48)	0.6 (15.24)	ED6124-ND	3.83	26.58	214.66	919.99	614-93-624-31-012000
28	1.4 (35.56)	0.6 (15.24)	ED6128-ND	4.41	30.62	247.29	1059.81	614-93-628-31-012000
32	1.6 (40.64)	0.6 (15.24)	ED6132-ND	5.00	34.66	279.92	1199.64	614-93-632-31-012000
40	2.0 (50.80)	0.6 (15.24)	ED6140-ND	5.92	41.08	331.75	1421.80	614-93-640-31-012000

No. of Pins	Dimensions – Inch (mm)		Digi-Key Part No.	Pricing				Mill-Max Part No.
	A	B		1	10	100	500	
RoHS Compliant								
8	0.4 (10.16)	0.3 (7.62)	ED90122-ND	1.63	11.29	91.17	390.73	614-43-308-31-012000
14	0.7 (17.78)	0.3 (7.62)	ED90123-ND	2.60	18.03	145.60	624.00	614-43-314-31-012000
16	0.8 (20.32)	0.3 (7.62)	ED90124-ND	2.93	20.27	163.74	701.75	614-43-316-31-012000
18	0.9 (22.86)	0.3 (7.62)	ED90125-ND	3.25	22.54	182.04	780.16	614-43-318-31-012000
20	1.0 (25.40)	0.3 (7.62)	ED90126-ND	3.44	23.88	192.86	826.55	614-43-320-31-012000
24	1.2 (30.48)	0.3 (7.62)	ED90127-ND	4.07	28.20	227.78	976.18	614-43-324-31-012000
28	1.4 (35.56)	0.3 (7.62)	ED90128-ND	4.69	32.52	262.69	1125.81	614-43-328-31-012000
24	1.2 (30.48)	0.6 (15.24)	ED90129-ND	4.07	28.20	227.78	976.18	614-43-624-31-012000
28	1.4 (35.56)	0.6 (15.24)	ED90130-ND	4.69	32.52	262.69	1125.81	614-43-628-31-012000
32	1.6 (40.64)	0.6 (15.24)	ED90131-ND	5.31	36.83	297.45	1274.78	614-43-632-31-012000
40	2.0 (50.80)	0.6 (15.24)	ED90132-ND	6.30	43.68	352.79	1511.97	614-43-640-31-012000

Free shipping on orders over £50! All prices are in British pound sterling and include duties.

uk.digikey.com — FREEPHONE: 0-800-587-0991 • 0-800-904-7786 — FREEFAX: 0-800-587-0992 • 0-800-904-7783</