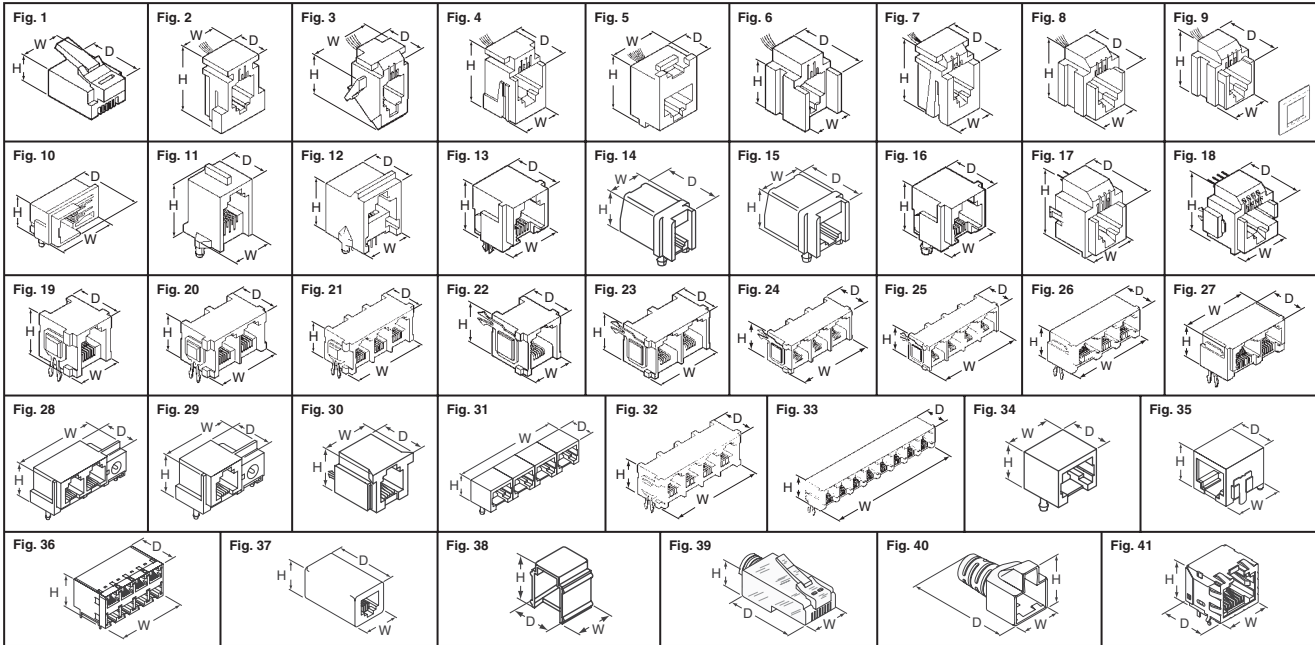


A



Position/ Fig. Contacts	Description	Dim. (mm)			Digi-Key Part No.	Price Each			Hirose Part No.	
		W	H	D		1	10	100		
Plugs (for IDC Termination with Flat Line Cord) — RoHS Compliant										
1	4-4	Plug	7.7	6.6	13.4	H9091-ND	1.02	.84	.61	TM3P-44P
	6-4		9.7	6.6	13.4	H9092-ND	1.07	.88	.64	TM3P-64P
	6-6		9.7	6.6	13.4	H9093-ND	1.30	1.06	.77	TM3P-66P
	8-8		11.7	6.6	22.5	H9094-ND	1.56	1.30	.96	TM8P-88P
Receptacles — with 6" (152.4mm) Wire Leads; Color: Gray										
3	4-4	Receptacle	15.3	20.5	10.2	H9018-ND	1.91	1.59	1.18	TM1R-616W44-4S-150M
Receptacles — with 6" (152.4mm) Wire Leads; Color: Gray — RoHS Compliant										
2	4-4	Receptacle	17.5	20.5	10.2	H11388-ND	3.14	2.60	1.95	TM1R-616B44-35S-150M
6	4-4	Receptacle	12.4	17.4	14.3	H11389-ND	3.14	2.60	1.95	TM1R-616M44-35S-150AM
7	4-4	Receptacle	12.4	21.3	12.5	H11390-ND	3.18	2.64	1.98	TM1R-616P44-35S-150M
4	6-4	Receptacle	12.4	21.4	12.5	H11392-ND	3.25	2.69	2.02	TM1RV-623P64-35S-150M
	6-6		12.4	21.4	12.5	H11394-ND	5.82	4.92	3.69	TM1RV-623P66-35S-150M
8	6-4	Receptacle	14.9	18.3	13.7	H11391-ND	3.41	2.83	2.12	TM1RV-623K64-35S-150M
	6-6		14.9	18.3	13.7	H11393-ND	6.69	5.83	4.66	TM1RV-623K66-35S-150M
5	8-8	Receptacle	16.0	18.4	12.5	H11395-ND	6.63	5.77	4.62	TM1RV-647AF88-35S-150M
Receptacles — Panel Mount with 6" (152.4mm) Wire Leads (Bezel Included); Color: Brown — RoHS Compliant										
9	6-2	Receptacle	14.9	18.3	13.7	H11368-ND	3.37	2.79	2.10	TM2RG-L62-5S-150M
	6-4		14.9	18.3	13.7	H11369-ND	4.23	3.51	2.63	TM2RG-L64-5S-150M
	6-6		14.9	18.3	13.7	H11370-ND	4.94	4.19	3.14	TM2RG-L66-5S-150M
Receptacles — P.C. Board Mount; Color: Gray										
14	4-4	Receptacle	13.0	14.5	18.0	H9123-ND	1.96	1.63	1.21	TM5RE1-44
	6-4		15.0	14.5	18.0	H9124-ND	1.79	1.49	1.11	TM5RE1-64
Receptacles — P.C. Board Mount; Color: Gray — RoHS Compliant										
10	4-4	Receptacle	20.0	11.0	10.5	H11253-ND	2.34	1.95	1.44	TM5RF-44(50)
	6-4		24.6	13.0	14.0	H11292-ND	2.24	1.87	1.38	TM5RF-64(50)
11	4-4	Receptacle	18.0	18.6	14.3	H11366-ND	1.96	1.63	1.21	TM5RC-44(50)
	6-4		18.0	21.1	14.3	H11251-ND	2.03	1.69	1.25	TM5RC-64(50)
	6-6		18.0	21.1	14.3	H11250-ND	2.13	1.76	1.32	TM5RC-66(50)
12	8-8	Receptacle	18.1	21.2	17.5	H11252-ND	3.35	2.77	2.08	TM5RC-88(50)
	4-4		12.8	14.0	14.0	H11287-ND	2.24	1.87	1.38	TM5RJ3-44(50)
	6-4		14.8	14.0	14.0	H11283-ND	1.87	1.55	1.15	TM5RJ1-64(50)
	6-6		14.8	14.0	14.0	H11284-ND	2.19	1.83	1.36	TM5RJ1-66(50)
13	8-8	Receptacle (Keyed)	19.2	14.0	16.0	H11281-ND	2.25	1.87	1.40	TM5RJ1-88(50)
	6-4		14.8	14.0	14.0	H11293-ND	1.87	1.55	1.15	TM5RJ2-64(50)
16	6-6	Receptacle	14.8	14.0	14.0	H11294-ND	2.34	1.95	1.44	TM5RJ2-66(50)
	8-8		19.2	14.0	16.0	H11280-ND	1.96	1.63	1.21	TM5RJ-88(50)
	8-8		18.6	14.0	14.0	H11295-ND	3.03	2.51	1.89	TM5RJ2-88(50)
	4-4		13.0	14.5	18.0	H11255-ND	1.89	1.57	1.17	TM5RE1-44(20)
14	6-4	Receptacle	15.0	14.5	18.0	H11257-ND	2.03	1.69	1.25	TM5RE1-64(20)
	6-6		15.0	14.5	18.0	H11258-ND	2.27	1.89	1.40	TM5RE1-66(20)

Position/ Fig. Contacts	Description	Dim. (mm)			Digi-Key Part No.	Price Each			Hirose Part No.	
		W	H	D		1	10	100		
Receptacles — Top Entry P.C. Board Mount; Color: White — RoHS Compliant										
17	4-4	Low Profile	12.9	18.3	15.0	H11254-ND	2.15	1.79	1.33	TM3RA-44(50)
	6-4		14.9	18.3	15.0	H11259-ND	2.15	1.79	1.33	TM3RA-64(50)
	6-6		14.9	18.3	15.0	H11271-ND	2.17	1.80	1.35	TM3RA-66(50)
18	8-8	Low Profile	16.9	18.3	15.0	H11279-ND	4.23	3.51	2.63	TM3RA-88(50)
Receptacles — P.C. Board Mount with Tin Hold-Down Tabs; Color: Gray										
21	3 x 6-4	PC Mount	39.2	15.4	16.0	H9054-ND	4.86	4.03	3.02	TM2REA-1812
23	2 x 6-2	PC Top Entry	28.2	16.0	15.4	H9113-ND	2.74	2.27	1.70	TM2RE-1204
	2 x 6-4		28.2	16.0	15.4	H9114-ND	3.58	2.97	2.23	TM2RE-1208
24	3 x 6-2	PC Top Entry	39.2	16.0	15.4	H9116-ND	3.62	3.00	2.25	TM2RE-1806
27	—	2 x (1) 8-8, (1) 6-6	28.0	14.0	13.5	H9077-ND	4.87	4.13	3.10	TM5RQ-1414
29	6-2	With Power Plug	24.0	15.0	13.7	H9132-ND	2.05	1.71	1.27	TM5RT1-62PWJ
30	6-4	Top Entry SMT	14.0	17.0	12.5	H9136-ND	2.22	1.85	1.37	TM15R-64(30)
Receptacles — P.C. Board Mount with Tin Hold-Down Tabs; Color: Gray — RoHS Compliant										
10	4-4	PC Mount	20.0	11.0	10.5	H11282-ND	2.05	1.71	1.27	TM5RF1-44(50)
19	6-4	PC Mount	18.0	15.4	16.0	H11296-ND	2.53	2.10	1.57	TM2REA-0604(50)
	6-6		18.0	15.4	16.0	H11297-ND	2.97	2.46	1.85	TM2REA-0606(50)
20	2 x 6-2	PC Mount	28.2	15.4	16.0	H11278-ND	2.85	2.36	1.77	TM2REA-1204(50)
	2 x 6-4		28.2	15.4	16.0	H11275-ND	3.81	3.16	2.37	TM2REA-1208(50)
	2 x 6-6		28.2	15.4	16.0	H11263-ND	4.46	3.70	2.78	TM2REA-1212(50)
21	3 x 6-2	PC Mount	39.2	15.4	16.0	H11277-ND	3.77	3.12	2.34	TM2REA-1806(50)
	3 x 6-4		39.2	15.4	16.0	H11274-ND	5.07	4.20	3.15	TM2REA-1812(50)
	3 x 6-6		39.2	15.4	16.0	H11264-ND	6.29	5.48	4.38	TM2REA-1818(50)
32	4 x 6-2	PC Mount	50.2	15.4	16.0	H11276-ND	4.65	3.86	2.89	TM2REA-2408(50)
	4 x 6-4		50.2	15.4	16.0	H11265-ND	5.68	4.81	3.61	TM2REA-2416(50)
	4 x 6-6		50.2	15.4	16.0	H11266-ND	6.58	5.73	4.58	TM2REA-2424(50)
22	6-4	PC Top Entry	17.2	16.0	15.4	H11290-ND	2.53	2.10	1.57	TM2RE-0604(50)
	6-6		17.2	16.0	15.4	H11291-ND	2.97	2.46	1.85	TM2RE-0606(50)
23	2 x 6-4	PC Top Entry	28.2	16.0	15.4	H11269-ND	3.81	3.16	2.37	TM2RE-1208(50)
	2 x 6-6		28.2	16.0	15.4	H11270-ND	4.46	3.70	2.78	TM2RE-1212(50)
24	3 x 6-4	PC Top Entry	39.2	16.0	15.4	H11268-ND	5.07	4.20	3.15	TM2RE-1812(50)
	3 x 6-6		39.2	16.0	15.4	H11272-ND	5.72	4.84	3.63	TM2RE-1818(50)
25	4 x 6-2	PC Top Entry	50.2	16.0	15.4	H11273-ND	4.74	3.92	2.95	TM2RE-2408(50)
	4 x 6-4		50.2	16.0	15.4	H11260-ND	5.68	4.81	3.61	TM2RE-2416(50)
	4 x 6-6		50.2	16.0	15.4	H11267-ND	8.30	7.22	5.78	TM2RE-2424(50)
33	8 x 6-6	Side Entry 8 x 6-6	93.0	14.0	14.0	H11288-ND	8.90	8.24	6.90	TM5RJ1-4848(50)
	3 x 8-8		43.3	14.0	14.7	H11311-ND	4.91	4.16	3.12	TM5RSA-2424(50)
26	—	3 x (1) 8-8, (2) 6-6	30.0	14.0	13.5	H11299-ND	6.06	5.13	3.85	TM5RQ-2020(50)

(Continued)

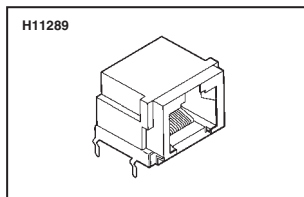
Free shipping on orders over £50! All prices are in British pound sterling and include duties.

Fig.	Position/Contacts	Description	Dim. (mm)			Digi-Key Part No.	Price Each			Hirose Part No.
			W	H	D		1	10	100	
27	—	2 x (1) 8-8, (1) 6-6	28.0	14.0	13.5	H11298-ND	5.06	4.28	3.22	TM5RQ-1414(50)
28	2 x 6-2 2 x 6-2	With Power Plug	35.0	15.0	13.7	H11312-ND	2.40	1.99	1.49	TM5RT-1204PWJ(50)
			35.0	15.0	13.7	H11313-ND	2.55	2.11	1.59	TM5RT1-1204PWJ(50)
29	6-6	With Power Plug	24.0	15.0	13.7	H11314-ND	2.82	2.34	1.76	TM5RT1-66PWJ(50)
30	4-4 6-4	Top Entry SMT	13.0	17.0	12.5	H11301-ND	2.03	1.69	1.25	TM15R-44(50)
			14.0	17.0	12.5	H11300-ND	2.19	1.83	1.36	TM15R-64(50)
34	8-8	Receptacle	14.0	11.7	17.0	H11303-ND	2.55	2.11	1.59	TM5RL-88(50)
31	4 x 8-8	Receptacle	56.0	11.7	17.0	H11304-ND	7.51	6.54	5.23	TM5RL-3232(50)
Receptacles — Right Angle, SMT — RoHS Compliant										
35	8-8	Receptacle	15.6	12.3	14.5	H11310-ND	3.35	2.77	2.08	TM18R-TO-88(50)
"TM" Modular Connectors — RoHS Compliant										
31	4 x 8-8	With Light Pipes	59.2	15.3	25.9	H11307-ND	11.48	10.81	9.46	TM21R-5A-3232-LP(50)
37	8-8	Adapter Receptacle to Receptacle	18.6	17.0	37.5	H11315-ND	8.38	7.75	6.50	TM5RL-88-JJ(50)
36	8 x 8-8	With Light Pipes	59.2	28.0	32.5	H11308-ND	15.57	15.06	13.50	TM21R-5B-3232-LP(50)

Fig.	Position/Contacts	Description	Dim. (mm)			Digi-Key Part No.	Price Each			Hirose Part No.
			W	H	D		1	10	100	
Dust Covers for Modular Connectors — RoHS Compliant										
38	6-6 8-8	Dust Cover	12.0	13.0	8.5	H9007-ND	.47	.39	.28	TM-6-DC
			15.6	13.9	6.5	H9006-ND	.69	.57	.41	TM-8-DC
Plug for CAT6 — RoHS Compliant										
39	8-8	Plug	11.7	8.9	25	H11471-ND	2.64	2.18	1.64	TM23P-88P
Boot for CAT6 Plug — RoHS Compliant										
40	8-8	Black	13.4	17.2	25.3	H11472-ND	.86	.70	.51	TM23P-8-BT(01)
		Red	13.4	17.2	25.3	H11473-ND	.86	.70	.51	TM23P-8-BT(02)
		Blue	13.4	17.2	25.3	H11474-ND	.86	.70	.51	TM23P-8-BT(03)
		Yellow	13.4	17.2	25.3	H11475-ND	.86	.70	.51	TM23P-8-BT(04)
		Green	13.4	17.2	25.3	H11476-ND	.86	.70	.51	TM23P-8-BT(05)
		Orange	13.4	17.2	25.3	H11477-ND	.86	.70	.51	TM23P-8-BT(06)
		Gray	13.4	17.2	25.3	H11478-ND	.86	.70	.51	TM23P-8-BT(07)
		Light Blue	13.4	17.2	25.3	H11479-ND	.86	.70	.51	TM23P-8-BT(08)
Receptacles — Right Angle, SMT — RoHS Compliant										
41	8-8	Black; CAT6	15	14.5	13	H11480-ND	2.80	2.32	1.74	TM23R-5A-88(50)
		EMI Shield	15	14.5	13	H11488-ND	3.37	2.79	2.10	TM24RSG-5A-88
—	—	Hand Crimp Tool for CAT6 Plug	—	—	—	H11487-ND	444.17	—	—	HT601-TM23/22P-88P

A

Data-Link Shielded Jack and Cable Assembly



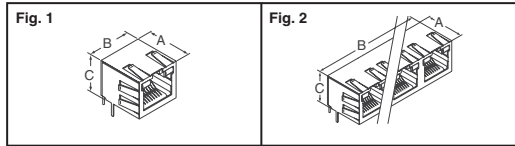
FEATURES:
Jack: • In order to protect the circuit inside the equipment, the jack is constructed to allow the shielding to engage first upon mating. • The conventional TM series jack with EMI protection provided with a shield and ferrite core. • The 8-conductor model conforming to RJ-45 and ISO8877 standards

APPLICATIONS:
 • LAN equipment • Office equipment • Measurement equipment • HUB • Router • Computer • ISDN terminal **TM11 "EMI"** protection connector is designed to fulfill the requirement of noise and "ESD" protection. The design is in conformance with the F.C.C. regulation as specified in 476 C.F.R., Part 68, subpart F.

Shielded Jack — PCB Mount

Positions-Contacts	Digi-Key Part No.	Price Each			Hirose Part No.
		1	10	100	
8-8	H11289-ND	4.09	3.38	2.54	TM11R-5C-88(50)

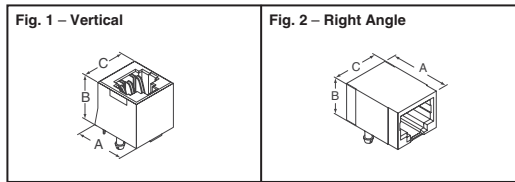
EDAC RJ45 Modular Jacks with LEDs



SPECIFICATIONS:
 • Insulator Housing: Black Plastic PBT/Nylon, UL 94V-0 • Contact Material: Phosphor Bronze • Contact Plating: Gold Flash or Gold Plate over Nickel • Contact Resistance: 20mΩ max. • Insulation Resistance: 500MΩ min. • Current Rating: 1.5A max. • Voltage Rating: 120VAC max. • Shield Housing: Tin plated Copper Alloy • LED Voltage: 2.1V typical @ 20mA • Reverse Voltage @ <100mA: 5.0V • DC Forward Current: 30mA

Fig.	Circuits-Contacts	LED Color Left / Right	Dimensions (mm)			Digi-Key Part No.	Price Each			EDAC Part No.
			A	B	C		1	10	100	
30μ" Gold										
1	8-8	—	15.75	16.51	13.46	151-1060-ND	2.19	1.94	1.55	A20-108-660-010
		Yellow/Green	15.75	16.51	13.46	151-1061-ND	2.37	2.10	1.68	A20-108-661-310
		Red/Green	15.75	16.51	13.46	151-1062-ND	2.43	2.16	1.73	A20-108-662-310
		Green/Green	15.75	16.51	13.46	151-1063-ND	2.84	2.52	2.02	A20-108-663-310
2	2 x 8-8	Red/Green-Red/Green	15.75	16.51	13.46	151-1064-ND	2.88	2.56	2.05	A20-108-665-510
		—	15.75	32.26	13.46	151-1065-ND	3.51	3.11	2.49	A20-216-660-010
2	4 x 8-8	Yellow/Green	15.75	32.26	13.46	151-1066-ND	4.17	3.70	2.96	A20-216-661-310
		Green/Green	15.75	32.26	13.46	151-1067-ND	3.82	3.39	2.71	A20-216-663-310
2	4 x 8-8	Yellow/Green	15.75	63.75	13.46	151-1068-ND	6.75	5.99	4.80	A20-432-663-310
		Green/Green	15.75	63.75	13.46	151-1069-ND	6.75	5.99	4.80	A20-432-661-310
Gold Flash										
1	8-8	—	15.75	16.51	13.46	151-1105-ND	1.62	1.44	1.15	A20-108-260-010
		Yellow/Green	15.75	16.51	13.46	151-1106-ND	1.92	1.74	1.39	A20-108-261-310
		Red/Green	15.75	16.51	13.46	151-1107-ND	1.96	1.70	1.36	A20-108-262-310
		Green/Green	15.75	16.51	13.46	151-1108-ND	1.92	1.70	1.36	A20-108-263-310
2	2 x 8-8	Yellow/Green	15.75	32.26	13.46	151-1111-ND	3.21	2.86	2.28	A20-216-260-010
		Green/Green	15.75	32.26	13.46	151-1112-ND	3.55	3.15	2.52	A20-216-261-310
2	4 x 8-8	Yellow/Green	15.75	32.26	13.46	151-1113-ND	3.55	3.15	2.52	A20-216-263-310
		Green/Green	15.75	63.75	13.46	151-1109-ND	6.77	6.01	4.81	A20-432-263-310
2	4 x 8-8	Yellow/Green	15.75	63.75	13.46	151-1110-ND	6.75	5.99	4.80	A20-432-261-310

RJ45 Modular Jacks



SPECIFICATIONS:
 • Operating Temperature: -40°C – 80°C • FCC Compliance: Part 68 SubPart F • Insulator Housing: Black Plastic PBT/Nylon, UL 94V-0 • Contact Material: Phosphor Bronze • Contact Plating: Gold Flash or Gold Plate over Nickel • Contact Resistance: 30mΩ max. • Insulation Resistance: 500MΩ min. • Current Rating: 1.5A max. • Voltage Rating: 1.25V • Withstanding Voltage: 500VAC (Gold Flash: 1000VAC) • Shield Housing: Tin plated Copper Alloy

Fig.	Circuits-Contacts	Dimensions (mm)			Digi-Key Part No.	Price Each			EDAC Part No.
		A	B	C		1	10	100	
30μ" Gold									
1	8-8	15.90	16.38	15.36	151-1070-ND	.88	.78	.63	A00-108-620-450
		16.70	16.20	16.00	151-1071-ND	1.62	1.44	1.15	A00-108-622-450
2	8-8	20.57	13.30	15.24	151-1072-ND	1.71	1.52	1.22	A00-108-660-450
		21.20	13.60	15.88	151-1073-ND	1.74	1.54	1.23	A00-108-662-450
2	8-8	20.57	13.60	30.48	151-1074-ND	2.66	2.36	1.89	A00-216-660-450
		21.27	13.80	31.12	151-1075-ND	3.04	2.70	2.16	A00-216-662-450
2	8-8	28.50	25.14	17.28	151-1076-ND	3.51	3.12	2.50	A00-216-672-450
		20.65	12.83	58.55	151-1077-ND	4.00	3.55	2.84	A00-432-660-450
2	8-8	21.30*	13.60	59.10*	151-1078-ND	7.25	6.43	5.15	A00-432-662-450
		Gold Flash							
1	8-8	15.90	16.38	15.36	151-1099-ND	.52	.46	.37	A00-108-220-450
		16.70	16.20	16.00	151-1100-ND	1.19	1.06	.85	A00-108-222-450
2	8-8	20.57	13.30	15.24	151-1118-ND	.88	.78	.63	A00-108-260-450
		21.20	13.60	15.88	151-1119-ND	.90	.80	.64	A00-108-262-450
2	8-8	20.57	13.60	30.48	151-1101-ND	.97	.86	.69	A00-216-260-450
		21.27	13.80	31.12	151-1102-ND	1.58	1.40	1.12	A00-216-262-450
2	8-8	28.50	25.14	17.28	151-1103-ND	3.22	2.86	2.29	A00-216-272-450
		20.65	12.83	58.55	151-1104-ND	1.76	1.56	1.25	A00-432-260-450
2	8-8	21.30*	13.60	59.10*	151-1120-ND	2.68	2.38	1.91	A00-432-262-450

* Dimension is ±0.25 mm

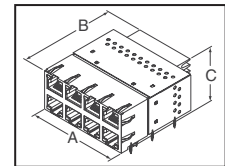
molex HyperJack 1000 - Power over Ethernet (PoE) Modules



The HyperJack 1000 PoE Module enables all power over Ethernet management functions for Power Sourcing Equipment (PSE) acc. IEEE802.3af with Gigabit Ethernet performance.

Circuits-Contacts	Description	Dimensions (mm)			Digi-Key Part No.	Price Each			Molex Part No.
		A	B	C		1	10	100	
8-8	PoE Module 2x4 Port	59.39	63.53	25.9	WM5458-ND	120.00	112.91	103.05	85586-1003
	PoE Module 2x6 Port	87.33	63.53	25.9	WM5459-ND	160.00	150.55	137.40	85586-1005
	Ethernet 2x6 Port	87.33	40.15	25.46	WM5460-ND	112.73	106.29	96.63	85780-1005

SPECIFICATIONS: Shield: • Material: Brass, Plating: Nickel • **Housing:** • Material: Black Thermoplastic UL 94V-0 • **Terminal:** • Phosphor Bronze, Plating: Postplate or Spotplate 0.00127/0.00005 min. • Gold over 0.00127/0.00005 min. • Nickel in contact area, 0.00190/0.000075 min. 100% • Tin in tail area, both over 0.00127/0.00005 min. nickel over all



Free shipping on orders over £50! All prices are in British pound sterling and include duties.

uk.digikey.com — FREEPHONE: 0-800-587-0991 • 0-800-904-7786 — FREEFAX: 0-800-587-0992 • 0-800-904-7783