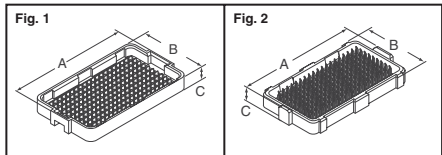


**FCI MEG-Array®**  
High Speed Mezzanine Connectors



**Features:** • Utilized in high-density, high-speed mezzanine applications at data rates up to 1.0Gb/s • MEG-Array connectors support stack heights in the range of 4mm – 14mm with options for 81 – 528 contact positions • FCI's patented BGA technology, ensuring reliable attach, easy placement and routing and good electrical performance • Meet Telcordia GR-1217-CORE **Applications:** • Device-to-Board: Optical Transponders and Transceivers, Add/Drop Multiplexers, Control Units, Processor Cards, Displays, Medical Diagnostic Equipment (CT scan, Eye scan etc.) • Board-to-Board: Servers, Base Stations, Memory Cards, Mobile Broadcast Equipment

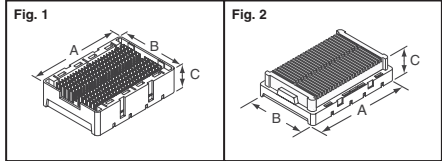
**A**

No. of Positions	Stacking Height Inch (mm)	Dimensions - Inch (mm)			Digi-Key Part No.	Cut Tape Price Each			Digi-Key Part No.	Tape and Reel		FCI Part No.
		A	B	C		1	25	100		Qty.	Pricing	
<b>Fig. 1 — Plugs</b>												
200	0.000 (0.00)	1.236 (31.40)	0.683 (17.34)	0.132 (3.35)	609-1090-1-ND	8.72	6.32	5.62	609-1090-2-ND	250	1492.10	84516-102LF
300	0.000 (0.00)	1.736 (44.10)	0.683 (17.34)	0.132 (3.35)	609-1095-1-ND	9.06	6.42	5.67	609-1095-2-ND	250	1479.41	84500-102LF
300	0.236 (6.00)	1.756 (44.60)	0.683 (17.34)	0.368 (9.35)	609-1096-1-ND	13.58	10.02	9.22	609-1096-2-ND	150	1493.06	84578-102LF
400	0.000 (0.00)	2.236 (56.80)	0.683 (17.34)	0.132 (3.35)	609-1100-1-ND	13.65	10.08	9.27	609-1100-2-ND	250	2457.81	84740-102LF
400	0.236 (6.00)	2.256 (57.30)	0.683 (17.34)	0.368 (9.35)	609-1101-1-ND	14.19	10.48	9.64	609-1101-2-ND	150	1561.63	84520-102LF
<b>Fig. 2 — Receptacles</b>												
200	0.157 (4.00)	1.165 (29.60)	0.647 (16.44)	0.132 (3.35)	609-1091-1-ND	10.68	7.74	6.89	609-1091-2-ND	250	1661.59	84517-101LF
200	0.236 (6.00)	1.165 (29.60)	0.647 (16.44)	0.211 (5.35)	609-1092-1-ND	11.16	8.12	7.36	609-1092-2-ND	200	1533.97	55724-101LF
200	0.315 (8.00)	1.165 (29.60)	0.647 (16.44)	0.289 (7.35)	609-1093-1-ND	10.11	7.35	6.66	609-1093-2-ND	150	1060.05	84535-101LF
200	0.315 (8.00)	1.165 (29.60)	0.647 (16.44)	0.289 (7.35)	609-1094-1-ND	15.70	12.01	10.99	609-1094-2-ND	150	1780.23	84535-201LF
300	0.157 (4.00)	1.665 (42.30)	0.645 (16.38)	0.132 (3.35)	609-1097-1-ND	14.45	10.67	9.81	609-1097-2-ND	250	2553.47	84501-101LF
300	0.217 (5.50)	1.665 (42.30)	0.645 (16.38)	0.191 (4.85)	609-1098-1-ND	16.52	12.65	11.57	609-1098-2-ND	200	2453.68	84502-101LF
300	0.315 (8.00)	1.665 (42.30)	0.647 (16.44)	0.289 (7.35)	609-1099-1-ND	16.07	12.30	11.26	609-1099-2-ND	150	1822.52	84553-101LF
400	0.157 (4.00)	2.165 (55.00)	0.647 (16.44)	0.132 (3.35)	609-1102-1-ND	14.32	10.57	9.72	609-1102-2-ND	250	2531.61	74221-101LF
400	0.236 (6.00)	2.165 (55.00)	0.647 (16.44)	0.211 (5.35)	609-1103-1-ND	16.84	12.89	11.79	609-1103-2-ND	250	3068.55	74388-101LF
400	0.315 (8.00)	2.165 (55.00)	0.647 (16.44)	0.289 (7.35)	609-1104-1-ND	15.97	12.22	11.19	609-1104-2-ND	200	2372.06	74390-101LF

**GIG-Array®**  
High Speed Mezzanine Connectors

**Features:** • Designed to meet the needs of up to 10Gb/s applications • Stack heights available from 15mm – 40mm provide mezzanine design flexibility • Connector sizes of 200 and 296 signals providing 62 signal contacts per linear cm (158 signal contacts per linear inch) allow for optimization of board space and signal requirements • Very low cross-talk (VLC) design of less than 1% allows for required signal integrity performance

**Applications:** • Communications: Transmission, Access, Switching, Optics and Networking • Data: Servers and Storage



No. of Positions	Dimensions - Inch (mm)			Digi-Key Part No.	Price Each			FCI Part No.
	A	B	C		1	25	100	
<b>Fig. 1 — Plugs — RoHS Compliant</b>								
200	1.50 (38.20)	1.00 (25.50)	0.46 (11.64)	609-2864-ND	27.27	20.98	19.58	10026802-001LF
296	2.12 (53.75)	1.00 (25.50)	0.46 (11.64)	609-2865-ND	38.26	29.44	27.47	10026804-001LF
200	1.50 (38.20)	1.00 (25.50)	0.97 (24.64)	609-2866-ND	22.01	16.94	15.81	10054783-001LF
296	2.12 (53.75)	1.00 (25.50)	0.97 (24.64)	609-2867-ND	35.60	27.90	25.98	10054784-001LF
200	1.50 (38.20)	1.00 (25.50)	0.50 (12.64)	609-2868-ND	21.21	17.20	16.05	10060910-001LF
296	2.12 (53.75)	1.00 (25.50)	0.50 (12.64)	609-2869-ND	28.89	21.90	20.77	10060911-001LF
296	2.12 (53.75)	1.00 (25.50)	0.58 (14.64)	609-2872-ND	36.53	28.64	26.66	55700-001LF
296	2.12 (53.75)	1.00 (25.50)	0.38 (9.64)	609-2874-ND	28.13	21.47	20.36	55720-001LF
296	2.12 (53.75)	1.00 (25.50)	0.77 (19.64)	609-2875-ND	36.94	28.95	26.96	55727-001LF
200	1.50 (38.20)	1.00 (25.50)	0.38 (9.64)	609-2877-ND	21.82	16.79	15.67	55737-001LF
200	1.50 (38.20)	1.00 (25.50)	0.58 (14.64)	609-2878-ND	27.90	21.30	20.19	55738-001LF
200	1.50 (38.20)	1.00 (25.50)	0.77 (19.64)	609-2879-ND	28.24	21.56	20.44	55739-001LF
<b>Fig. 2 — Receptacles</b>								
200	1.50 (38.20)	1.00 (25.50)	0.57 (14.51)	609-2870-ND◆	22.08	16.99	15.86	10060912-001LF
296	2.12 (53.75)	1.00 (25.50)	0.57 (14.51)	609-2871-ND◆	28.45	21.72	20.59	10060913-001LF
296	2.12 (53.75)	1.00 (25.50)	0.18 (4.51)	609-2873-ND◆	28.28	21.76	20.31	55701-001LF
296	2.12 (53.75)	1.00 (25.50)	0.57 (14.51)	609-2876-ND◆	28.45	21.72	20.59	55733-001LF
200	1.50 (38.20)	1.00 (25.50)	0.18 (4.51)	609-2880-ND◆	21.71	16.29	15.20	55740-001LF
200	1.50 (38.20)	1.00 (25.50)	0.57 (14.51)	609-2881-ND◆	22.08	16.99	15.86	55741-001LF
200	1.50 (38.20)	1.00 (25.50)	0.655 (16.64)	609-3125-ND	21.05	15.80	14.74	10081496-001
200	1.50 (38.20)	1.00 (25.50)	0.655 (16.64)	609-3126-ND◆	21.05	15.80	14.74	10081496-001LF
296	2.12 (53.75)	1.00 (25.50)	0.655 (16.64)	609-3127-ND	27.90	21.30	20.20	10081497-001
296	2.12 (53.75)	1.00 (25.50)	0.655 (16.64)	609-3128-ND◆	27.90	21.30	20.20	10081497-001LF

◆ RoHS Compliant

**BTFW Series Connector System**  
0.04" (1.00mm) Floating Board-to-Board



The BTFW Series is a floating board-to-board connector system consisting of plugs and receptacles with two rows of staggered contacts on 0.04" (1.00mm) center lines. This connector system, is designed for board-to-board applications, such as audio video (AV) and navigation systems in automobiles, that require high density and high reliability interconnects with higher pin counts and surface mount termination. The contacts have a wide floating allowance of ± 0.03" (0.80mm) in the pitch direction and ± 0.02" (0.50mm) in the width direction.

**Features:** • Wide floating allowance absorbs mating shift between plug and receptacle, permitting self-alignment of the mating connectors; and provides highly reliable mechanical performance • FCI's Gas Tight High Pressure (GTH) contact system provides a highly reliable gas tight (and low cost) connected interface  
**Materials:** • Housing: Glass filled thermoplastic (UL 94V-0) • Color: Black • **SMT Plug:** • Contact: Phosphor bronze • Contact Plating: Tin alloy • **SMT and DIP Receptacle:** • Contact: Brass • Contact Plating: Tin alloy  
**Electrical and Mechanical Performance:** • Contact resistance: 70mΩ maximum initial • Insulation Resistance: 100MΩ minimum • Current Rating: 1A • Durability: 20 Mating Cycles • Operating Temperature Range: -55°C – 85°C

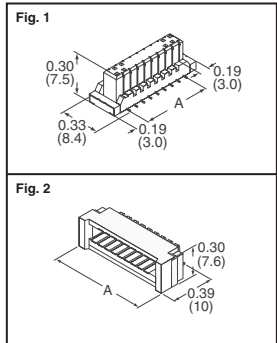


Fig.	No. of Positions	Dim. - Inch (mm)	Digi-Key Part No.	Cut Tape Price Each	Digi-Key Part No.	Tape & Reel Pricing	FCI Part No.
		A		1 25 100		700	
<b>Vertical SMT Plug</b>							
1	18	0.552 (14.02)	609-2473-1-ND	1.15 .63 .55	609-2473-2-ND	332.71	BTFW18P-3SSTE1LF
<b>Right Angle SMT Receptacle</b>							
2	20	0.670 (17.02)	609-2476-1-ND	.96 .53 .45	—	—	BTFW20R-3RSTE1LF

Digi-Reel® Most SMT cutdown parts are available on a Digi-Reel®. For Digi-Reel part number, change 1-ND to 6-ND or CT-ND to DKR-ND. See Digi-Key® Services on page 2 for additional information.

**Free shipping on orders over £50! All prices are in British pound sterling and include duties.**  
134 (UK091) uk.digikey.com — FREEPHONE: 0-800-587-0991 • 0-800-904-7786 — FREEFAX: 0-800-587-0992 • 0-800-904-7783