

JST VH Series 3.96mm Connectors



Features: • Reliable VH connector can be used in a wide variety of applications • Mounting height of 16.5mm • Lock mechanism prevents the connector from coming loose and prevents mis-insertion
Specifications: • Current Rating: 10A maximum AC/DC • Voltage Rating: 250V AC/DC • Temperature Range: -25°C ~ 85°C • Applicable Wire: 22 ~ 16 AWG • Color: Natural (White)

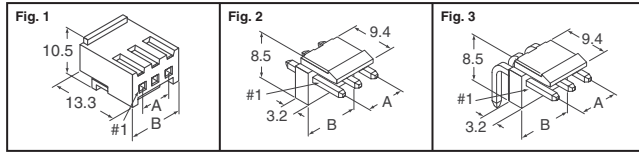


Fig.	Circuits	Dimensions (mm)		Digi-Key Part No.	10	Pricing 100	500	JST Part No.
Housing								
1	2	3.96	7.86	455-1183-ND	.47	3.95	15.78	VHR-2N
	3	7.92	11.82	455-1184-ND	.55	4.57	18.29	VHR-3N
	4	11.88	15.78	455-1185-ND	.70	5.83	23.31	VHR-4N
	5	15.84	19.74	455-1186-ND	.92	7.71	30.84	VHR-5N
	6	19.80	23.70	455-1187-ND	.99	8.29	33.17	VHR-6N
	7	23.76	27.66	455-1181-ND	1.28	10.62	42.49	VHR-7N
	8	27.72	31.62	455-1168-ND	1.32	10.98	43.92	VHR-8N
	9	31.68	35.58	455-1169-ND	1.53	12.78	51.10	VHR-9N
	10	35.64	39.54	455-1167-ND	1.76	14.61	58.44	VHR-10N
	Headers							
Top Entry (locking)								
2	2	3.96	7.86	455-1639-ND	.90	7.53	30.12	B2P-VH(LF)(SN)
	3	7.92	11.82	455-1640-ND	1.15	9.53	38.12	B3P-VH(LF)(SN)
	4	11.88	15.78	455-1641-ND	1.47	12.22	48.87	B4P-VH(LF)(SN)
	5	15.84	19.74	455-1642-ND	1.80	15.02	60.08	B5P-VH(LF)(SN)
	6	19.80	23.70	455-1643-ND	2.05	17.13	68.54	B6P-VH(LF)(SN)
	7	23.76	27.66	455-1644-ND	2.38	19.83	79.29	B7P-VH(LF)(SN)
	8	27.72	31.62	455-1645-ND	2.84	23.67	94.66	B8P-VH(LF)(SN)
	9	31.68	35.58	455-1646-ND	3.15	26.24	104.97	B9P-VH(LF)(SN)
	10	35.64	39.54	455-1647-ND	3.43	28.63	114.49	B10P-VH(LF)(SN)
	Side Entry (locking)							
3	2	3.96	7.86	455-1648-ND	1.07	8.88	35.50	B2PS-VH(LF)(SN)
	3	7.92	11.82	455-1649-ND	1.34	11.14	44.56	B3PS-VH(LF)(SN)
	4	11.88	15.78	455-1650-ND	1.78	14.83	59.32	B4PS-VH(LF)(SN)
	5	15.84	19.74	455-1651-ND	2.19	18.25	73.00	B5PS-VH(LF)(SN)
	6	19.80	23.70	455-1652-ND	2.58	21.55	86.22	B6PS-VH(LF)(SN)
	7	23.76	27.66	455-1653-ND	2.91	24.28	97.12	B7PS-VH(LF)(SN)
	8	27.72	31.62	455-1654-ND	3.47	28.93	115.72	B8PS-VH(LF)(SN)
	9	31.68	35.58	455-1655-ND	3.82	31.81	127.25	B9PS-VH(LF)(SN)
	10	35.64	39.54	455-1656-ND	4.20	35.00	140.00	B10PSVH(LF)(SN)

Description	Digi-Key Part No.	Cut Tape Pricing		Tape and Reel*	JST Part No.
Contacts — Tin Plated					
		10	100	500	
20 - 16 AWG	455-1319-1-ND	.42	3.54	14.13	3,500 23.46/M SVH-41T-P1.1
22 - 18 AWG	455-1133-1-ND	—	3.59	14.35	4,500 23.82/M SVH-21T-P1.1
Crimp Tools					
20 - 16 AWG	455-1911-ND	319.55/1		—	WC-930
22 - 18 AWG	455-1134-ND	319.55/1		—	WC-160

* For Tape and Reel part number, change 1-ND to 2-ND.

VL Series 6.2mm Connectors



Features: • Since the contact retention lances are part of the housing rather than protruding from the contact, they cannot be damaged by handling. They allow the contact to be easily inserted and securely locked into the housing. • Since these contacts have large cross-sectional areas and high contact pressure, they can accommodate circuits requiring high power • Unique space-saving panel lock is designed to prevent tangling with wires or breaking in cold or dry weather **Specifications:** • Current Rating: 20A maximum AC/DC • Voltage Rating: 600V AC/DC • Temperature Range: -25°C ~ 90°C • Contact Resistance: Initial value/7mΩ maximum. After environmental testing/10mΩ maximum • Insulation Resistance: 1,000MΩ minimum • Withstanding Voltage: 2,000V AC/minute

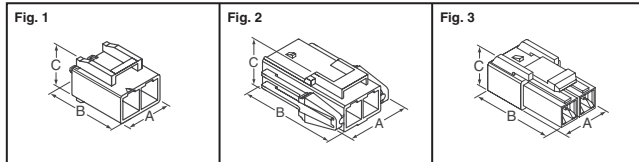


Fig.	Circuits	Dimensions (mm)		Digi-Key Part No.	10	Pricing 100	500	JST Part No.
Vertical Headers								
1	2	13.4	16.4	455-2361-ND	3.84	32.02	128.05	B02P-VL
	3	19.6	16.4	455-2362-ND	6.24	52.02	208.07	B03P-VL
	4	13.4	16.4	455-2363-ND	7.96	66.29	265.16	B04P-VL
	6	19.6	16.4	455-2364-ND	11.24	93.65	374.59	B06P-VL
	8	26.2	16.4	455-2365-ND	11.62	96.78	387.09	B08P-VL
	12	38.6	16.4	455-2366-ND	12.17	101.41	405.67	B12P-VL

Fig.	Circuits	Dimensions (mm)			Digi-Key Part No.	10	Pricing 100	500	JST Part No.
Housing									
Receptacle Housing									
2	2	20.2	29.5	11.2	455-2355-ND	1.63	13.61	54.46	VLR-02V
	3	26.4	29.5	11.2	455-2356-ND	2.29	19.08	76.31	VLR-03V
	4	20.2	29.5	18.0	455-2357-ND	2.76	23.01	92.04	VLR-04V
	6	26.4	29.5	18.0	455-2358-ND	4.01	33.48	133.91	VLR-06V
	8	32.6	29.5	18.0	455-2359-ND	4.63	38.61	154.43	VLR-08V
	12	39.6	29.5	18.0	455-2360-ND	8.32	69.35	277.43	VLR-12V
Plug Housing — Inner-housing Lock									
3	2	13.4	24.0	11.2	455-2374-ND	1.38	11.51	46.01	VLP-02V
	3	19.6	24.0	11.2	455-2350-ND	1.84	15.31	61.25	VLP-03V
	4	13.4	24.0	18.2	455-2351-ND	2.28	18.99	75.98	VLP-04V
	6	19.6	24.0	18.2	455-2352-ND	3.44	28.68	114.71	VLP-06V
	8	25.8	24.0	18.2	455-2353-ND	3.99	33.23	132.92	VLP-08V
	12	38.2	24.0	18.2	455-2354-ND	7.25	60.46	241.83	VLP-12V

Description	Digi-Key Part No.	Cut Tape Pricing			Tape and Reel*	JST Part No.	
Contacts — Tin Plated							
		10	100	500	Qty.	Pricing	
Socket, 22 - 16 AWG	455-2347-1-ND	.46	3.89	15.56	2,000	25.83/M	SVF-42T-P2.0
Socket, 20 - 14 AWG	455-2376-1-ND	.46	3.89	15.56	2,000	25.83/M	SVF-61T-P2.0
Socket, 12 AWG	455-2377-1-ND	.47	3.93	15.73	2,000	26.11/M	SVF-81T-P2.0
Pin, 22 - 16 AWG	455-2348-1-ND	.51	4.26	17.05	2,000	28.31/M	SVM-42T-P2.0
Pin, 20 - 14 AWG	455-2379-1-ND	.51	4.26	17.05	2,000	28.31/M	SVM-61T-P2.0
Pin, 12 AWG	455-2349-1-ND	.52	4.35	17.38	2,000	28.85/M	SVM-81T-P2.0
Crimp Tools							
22 - 26 AWG	455-2369-ND	353.69/1		—	—	WC-592	
20 - 14 AWG	455-2367-ND	328.12/1		—	—	WC-590	
12 AWG	455-2368-ND	322.23/1		—	—	WC-591	
Extraction Tool	455-2370-ND	80.28/1		—	—	VLJ-20	

* For Tape and Reel part number, change 1-ND to 2-ND.

SIN Series Board-In Crimp Terminals



Features: • Compliant board retention feature insures secure mounting before and during soldering • Wires can be machine-secured to terminals • Strain relief minimizes wires
Specifications: • Current Rating: Depends on applicable wires • Temperature Range: -25°C ~ 85°C • Applicable Wire: 30 ~ 12 AWG • Applicable PC Board Thickness: 1.6mm (.063") **Material:** • Tin Plated

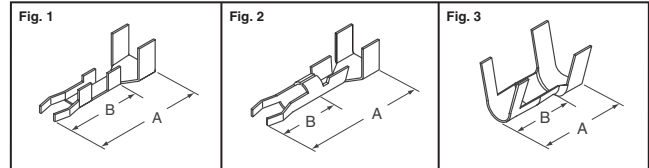


Fig.	Wire AWG#	Dim. (mm)	PCB (mm)	Thick-ness	Hole Dia.	Digi-Key Part No.	10	Pricing 100	500	Tape and Reel*	JST Part No.	
1	28 - 26	5.8	3.1	1.6	1.0	455-1452-1-ND	.15	1.24	4.97	9,000	7.45/M	SIN-002T-1.0
	22 - 18	12.6	3.6	1.6	1.80	455-1453-1-ND	.30	2.56	10.26	3,000	17.03/M	SIN-21T-1.8
3	22 - 18	7.6	4.1	1.6	1.80	455-1454-1-ND	.23	1.90	7.62	4,500	12.65/M	SIN-21T-1.8S
	18, 16	8.3	4.3	1.6	2.4	455-1455-1-ND	.28	2.28	9.10	3,000	15.12/M	SIN-41T-2.4S
	14	8.3	4.3	1.6	2.5	455-1456-1-ND	.28	2.28	9.10	3,000	15.12/M	SIN-61T-2.6S
	12	9.2	4.5	1.6	3.55	455-1457-1-ND	.35	2.93	11.72	2,000	19.45/M	SIN-81T-3.6S

* For Tape and Reel part number, change 1-ND to 2-ND.

Miscellaneous Crimp Contacts and Crimp Tools

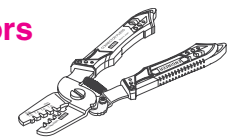


Contact Material	Contact Finish	AWG	Digi-Key Part No.	Cut Tape Pricing		Tape and Reel*	JST Part No.
VH/NV Series Crimp Contacts							
				1	100	500	
Brass	Tin-Plated	22 - 18	455-1132-1-ND	—	3.23	12.92	91.87/4,500 SVH-21T-1.1
SAN Series Crimp Contacts							
Brass	Tin-Plated	30 - 24	455-1142-1-ND	—	1.48	5.92	104.90/14,000 SAN-002T-0.8K
Crimp Tool 30 - 24 AWG SAN Contacts			455-1143-ND	626.45	—	—	YRS-220
Crimp Tools							
Head Adapter KR Series			455-1374-ND	233.45	—	—	IDH-KR-12
Pistol Grip Crimp Tool			455-1372-ND	109.92	—	—	IDB-12

* For Tape and Reel part number, change 1-ND to 2-ND.

AVEN Crimping Tool for Micro Connectors

• Quality general-purpose crimp tool
 • Capable of crimping 1.25 - 2.5mm (AWG 32-20) pitch connector pins



AV4999-ND (10140) 43.52

Free shipping on orders over £50! All prices are in British pound sterling and include duties.

uk.digikey.com — FREEPHONE: 0-800-587-0991 • 0-800-904-7786 — FREEFAX: 0-800-587-0992 • 0-800-904-7783