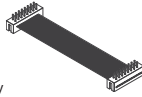


3M PCB Cable Assemblies (Cont.)



Double Ended — Style 6

Connector Finish: Tin



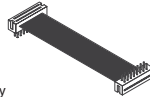
*MC = 3M Multi-Color, GR = 3M Gray

No. of Cont.	Length Inch (cm)	Ribbon Cable	Digi-Key Part No.	1	Pricing 10	100
10	6 (15.24)	MC	M6MMH-1006R-ND	4.88	42.76	315.08
	6 (15.24)	GR	M6MMH-1006J-ND	4.78	41.98	309.31
	18 (45.72)	MC	M6MMH-1018R-ND	5.29	46.35	341.50
	18 (45.72)	GR	M6MMH-1018J-ND	5.02	44.00	324.21
	36 (91.44)	MC	M6MMH-1036R-ND	5.90	51.72	381.12
36 (91.44)	GR	M6MMH-1036J-ND	5.37	47.03	346.54	
14	6 (15.24)	MC	M6MMH-1406R-ND	5.52	48.45	356.95
	6 (15.24)	GR	M6MMH-1406J-ND	5.39	47.21	347.88
	18 (45.72)	MC	M6MMH-1418R-ND	6.10	53.46	393.93
	18 (45.72)	GR	M6MMH-1418J-ND	5.68	49.77	366.72
	36 (91.44)	MC	M6MMH-1436R-ND	6.96	60.99	449.41
36 (91.44)	GR	M6MMH-1436J-ND	6.11	53.60	394.98	
16	6 (15.24)	MC	M6MMH-1606R-ND	5.66	49.63	365.69
	6 (15.24)	GR	M6MMH-1606J-ND	5.50	48.22	355.33
	18 (45.72)	MC	M6MMH-1618R-ND	6.32	55.36	407.95
	18 (45.72)	GR	M6MMH-1618J-ND	5.83	51.15	376.85
	36 (91.44)	MC	M6MMH-1636R-ND	7.30	63.97	471.35
36 (91.44)	GR	M6MMH-1636J-ND	6.33	55.52	409.14	
20	6 (15.24)	MC	M6MMH-2006R-ND	5.69	49.93	367.92
	6 (15.24)	GR	M6MMH-2006J-ND	5.50	48.18	354.97
	18 (45.72)	MC	M6MMH-2018R-ND	6.51	57.10	420.75
	18 (45.72)	GR	M6MMH-2018J-ND	5.91	51.83	381.88
	36 (91.44)	MC	M6MMH-2036R-ND	7.74	67.86	500.00
36 (91.44)	GR	M6MMH-2036J-ND	6.53	57.30	422.26	
26	6 (15.24)	MC	M6MMH-2606R-ND	7.09	62.18	458.18
	6 (15.24)	GR	M6MMH-2606J-ND	6.83	59.90	441.33
	18 (45.72)	MC	M6MMH-2618R-ND	8.15	71.50	526.86
	18 (45.72)	GR	M6MMH-2618J-ND	7.37	64.64	476.31
	36 (91.44)	MC	M6MMH-2636R-ND	9.75	85.48	629.87
36 (91.44)	GR	M6MMH-2636J-ND	8.18	71.77	528.79	
34	6 (15.24)	MC	M6MMH-3406R-ND	7.72	67.75	499.23
	6 (15.24)	GR	M6MMH-3406J-ND	7.38	64.77	477.21
	18 (45.72)	MC	M6MMH-3418R-ND	9.12	79.94	589.05
	18 (45.72)	GR	M6MMH-3418J-ND	8.09	70.97	522.96
	36 (91.44)	MC	M6MMH-3436R-ND	11.00	98.23	723.76
36 (91.44)	GR	M6MMH-3436J-ND	9.15	80.29	591.59	

No. of Cont.	Length Inch (cm)	Ribbon Cable	Digi-Key Part No.	1	Pricing 10	100
34	36 (91.44)	MC	M6MMH-3436R-ND	11.20	98.23	723.76
	36 (91.44)	GR	M6MMH-3436J-ND	9.15	80.29	591.59
40	6 (15.24)	MC	M6MMH-4006R-ND	9.17	80.42	592.54
	6 (15.24)	GR	M6MMH-4006J-ND	8.77	76.90	566.63
	18 (45.72)	MC	M6MMH-4018R-ND	10.80	94.76	698.19
	18 (45.72)	GR	M6MMH-4018J-ND	9.60	84.21	620.46
	36 (91.44)	MC	M6MMH-4036R-ND	13.26	116.26	856.67
36 (91.44)	GR	M6MMH-4036J-ND	10.85	95.16	701.21	
50	6 (15.24)	MC	M6MMH-5006R-ND	10.84	95.03	700.27
	6 (15.24)	GR	M6MMH-5006J-ND	10.34	90.64	667.87
	18 (45.72)	MC	M6MMH-5018R-ND	12.88	112.96	832.34
	18 (45.72)	GR	M6MMH-5018J-ND	11.38	99.77	735.15
	36 (91.44)	MC	M6MMH-5036R-ND	15.95	139.85	1030.45
36 (91.44)	GR	M6MMH-5036J-ND	12.94	113.47	836.06	
60	6 (15.24)	MC	M6MMH-6006R-ND	11.99	105.10	774.46
	6 (15.24)	GR	M6MMH-6006J-ND	11.38	99.83	735.58
	18 (45.72)	MC	M6MMH-6018R-ND	14.44	126.61	932.94
	18 (45.72)	GR	M6MMH-6018J-ND	12.63	110.79	816.32
	36 (91.44)	MC	M6MMH-6036R-ND	18.12	158.88	1170.67
36 (91.44)	GR	M6MMH-6036J-ND	14.51	127.22	937.43	

Double Ended — Style 8

Connector Finish: Tin



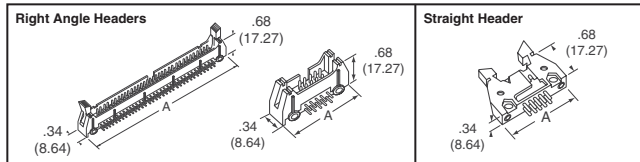
*MC = 3M Multi-Color, GR = 3M Gray

No. of Cont.	Length Inch (cm)	Ribbon Cable	Digi-Key Part No.	1	Pricing 10	100
10	6 (15.24)	MC	M8MMH-1006R-ND	4.88	42.76	315.08
	6 (15.24)	GR	M8MMH-1006J-ND	4.78	41.98	309.31
	18 (45.72)	MC	M8MMH-1018R-ND	5.29	46.35	341.50
	18 (45.72)	GR	M8MMH-1018J-ND	5.02	44.00	324.21
	36 (91.44)	MC	M8MMH-1036R-ND	5.90	51.72	381.12
36 (91.44)	GR	M8MMH-1036J-ND	5.37	47.03	346.54	
14	6 (15.24)	MC	M8MMH-1406R-ND	5.52	48.45	356.95
	6 (15.24)	GR	M8MMH-1406J-ND	5.39	47.21	347.88
	18 (45.72)	MC	M8MMH-1418R-ND	6.10	53.46	393.93
	18 (45.72)	GR	M8MMH-1418J-ND	5.68	49.77	366.72
	36 (91.44)	MC	M8MMH-1436R-ND	6.96	60.99	449.41
36 (91.44)	GR	M8MMH-1436J-ND	6.11	53.60	394.98	

No. of Cont.	Length Inch (cm)	Ribbon Cable	Digi-Key Part No.	1	Pricing 10	100
16	6 (15.24)	MC	M8MMH-1606R-ND	5.66	49.63	365.69
	6 (15.24)	GR	M8MMH-1606J-ND	5.50	48.22	355.33
	18 (45.72)	MC	M8MMH-1618R-ND	6.32	55.36	407.95
	18 (45.72)	GR	M8MMH-1618J-ND	5.83	51.15	376.85
	36 (91.44)	MC	M8MMH-1636R-ND	7.30	63.97	471.35
36 (91.44)	GR	M8MMH-1636J-ND	6.33	55.52	409.14	
20	6 (15.24)	MC	M8MMH-2006R-ND	5.69	49.93	367.92
	6 (15.24)	GR	M8MMH-2006J-ND	5.50	48.18	354.97
	18 (45.72)	MC	M8MMH-2018R-ND	6.51	57.10	420.75
	18 (45.72)	GR	M8MMH-2018J-ND	5.91	51.83	381.88
	36 (91.44)	MC	M8MMH-2036R-ND	7.74	67.86	500.00
36 (91.44)	GR	M8MMH-2036J-ND	6.53	57.30	422.26	
26	6 (15.24)	MC	M8MMH-2606R-ND	7.09	62.18	458.18
	6 (15.24)	GR	M8MMH-2606J-ND	6.83	59.90	441.33
	18 (45.72)	MC	M8MMH-2618R-ND	8.15	71.50	526.86
	18 (45.72)	GR	M8MMH-2618J-ND	7.37	64.64	476.31
	36 (91.44)	MC	M8MMH-2636R-ND	9.75	85.48	629.87
36 (91.44)	GR	M8MMH-2636J-ND	8.18	71.77	528.79	
34	6 (15.24)	MC	M8MMH-3406R-ND	7.72	67.75	499.23
	6 (15.24)	GR	M8MMH-3406J-ND	7.38	64.77	477.21
	18 (45.72)	MC	M8MMH-3418R-ND	9.12	79.94	589.05
	18 (45.72)	GR	M8MMH-3418J-ND	8.09	70.97	522.96
	36 (91.44)	MC	M8MMH-3436R-ND	11.00	98.23	723.76
36 (91.44)	GR	M8MMH-3436J-ND	9.15	80.29	591.59	
40	6 (15.24)	MC	M8MMH-4006R-ND	9.17	80.42	592.54
	6 (15.24)	GR	M8MMH-4006J-ND	8.77	76.90	566.63
	18 (45.72)	MC	M8MMH-4018R-ND	10.80	94.76	698.19
	18 (45.72)	GR	M8MMH-4018J-ND	9.60	84.21	620.46
	36 (91.44)	MC	M8MMH-4036R-ND	13.26	116.26	856.67
36 (91.44)	GR	M8MMH-4036J-ND	10.85	95.16	701.21	
50	6 (15.24)	MC	M8MMH-5006R-ND	10.84	95.03	700.27
	6 (15.24)	GR	M8MMH-5006J-ND	10.34	90.64	667.87
	18 (45.72)	MC	M8MMH-5018R-ND	12.88	112.96	832.34
	18 (45.72)	GR	M8MMH-5018J-ND	11.38	99.77	735.15
	36 (91.44)	MC	M8MMH-5036R-ND	15.95	139.85	1030.45
36 (91.44)	GR	M8MMH-5036J-ND	12.94	113.47	836.06	
60	6 (15.24)	MC	M8MMH-6006R-ND	11.99	105.10	774.46
	6 (15.24)	GR	M8MMH-6006J-ND	11.38	99.83	735.58
	18 (45.72)	MC	M8MMH-6018R-ND	14.44	126.61	932.94
	18 (45.72)	GR	M8MMH-6018J-ND	12.63	110.79	816.32
	36 (91.44)	MC	M8MMH-6036R-ND	18.12	158.88	1170.67
36 (91.44)	GR	M8MMH-6036J-ND	14.51	127.22	937.43	

3M Latch/Eject Headers .100" x .100" (2.54mm x 2.54mm)

Features: • Optional ejector latches (sold separately) • High temperature insulator option for "no lead" soldering operations **Electrical Specifications:** • Current Rating: 2A • Insulation Resistance: >1 x 10¹²Ω at 500VDC • Withstanding Voltage: 1000Vrms at Sea Level **Environmental Specifications:** • Temperature Rating: -55°C - 105°C • Process Rating: 260°C High Temp. PCT insulator version: single pass (profile per J-STD-020C) • PBT insulator version: Maximum insulator temperature 191°C (Solder wave process only) **Non-compliant Physical Specifications:** • Insulator Material: Glass-filled polyester (PBT) • Underplating: nickel • Solder Tails: 200µ" Tin-lead over nickel **RoHS Compliant Physical Specifications:** • Insulator Material: High Temperature glass filled polyester (PCT) • Solder Tails: 40 - 120µ" Matte tin



No. of Contacts	Dimension A Inches (mm)	Digi-Key Part No.	1	Pricing 100	500	3M Part No.
Right Angle, Black PCT - 10µ" Gold - RoHS Compliant						
10	1.26 (32.1)	MHR10E-ND	.56	42.44	192.06	D3793-6002-AR
14	1.46 (37.2)	MHR14E-ND	.78	59.65	269.93	D3314-6002-AR
16	1.56 (39.7)	MHR16E-ND	.91	68.82	311.45	D3408-6002-AR
20	1.76 (44.8)	MHR20E-ND	1.13	86.03	389.32	D3428-6002-AR
24	1.96 (49.8)	MHR24E-ND	1.36	103.24	467.18	D3627-6002-AR
26	2.06 (52.4)	MHR26E-ND	1.50	113.56	513.90	D3429-6002-AR
30	2.26 (57.4)	MHR30E-ND	1.51	114.71	519.09	D3440-6002-AR
34	2.46 (62.6)	MHR34E-ND	1.54	117.00	529.47	D3431-6002-AR
40	2.76 (70.2)	MHR40E-ND	1.83	138.80	628.10	D3432-6002-AR
50	3.26 (82.9)	MHR50E-ND	2.28	173.21	783.83	D3433-6002-AR
Right Angle, Gray PBT - 30µ" Gold						
10	1.26 (32.00)	MHR10K-ND	1.02	78.00	352.98	3793-5002
14	1.46 (37.08)	MHR14K-ND	1.42	107.83	487.94	3314-5002
16	1.56 (39.62)	MHR16K-ND	1.63	123.88	560.62	3408-5002
20	1.76 (44.70)	MHR20K-ND	2.01	152.56	690.39	3428-5002
24	1.96 (49.78)	MHR24K-ND	2.42	183.53	830.54	3627-5002
26	2.06 (52.32)	MHR26K-ND	2.61	198.44	898.03	3429-5002
30	2.26 (57.10)	MHR30K-ND	3.22	244.33	1105.66	3432-5002
50	3.26 (82.80)	MHR50K-ND	4.01	305.12	1380.78	3433-5002
Right Angle, Black PCT - 30µ" Gold - RoHS Compliant						
10	1.26 (32.00)	MHR10L-ND	.84	64.24	290.69	N3793-5002RB
14	1.46 (37.08)	MHR14L-ND	1.16	88.33	399.70	N3314-5002RB
16	1.56 (39.62)	MHR16L-ND	1.34	102.09	461.99	N3408-5002RB
20	1.76 (44.70)	MHR20L-ND	1.65			

3M Low Profile Headers (Protected Headers)

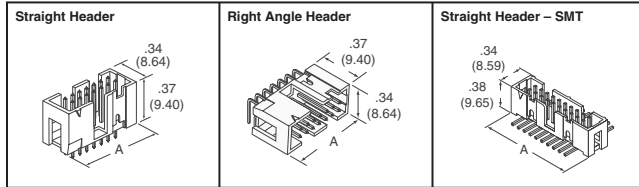


PHYSICAL:
 • Flammability: UL 94V-0 • Marking: 3M logo, Part Identification Number and Orientation Triangle
ELECTRICAL:
 • Current Rating: 2A • Insulation Resistance: >1x10⁹Ω @ 500VDC • Withstanding Voltage: 1000VRMS at Sea Level
ENVIRONMENTAL:
 • Temperature Rating: -55°C - 105°C • UL File No.: E68080

2500 Series Non-Compliant Specifications:
Insulation: • Material: Glass Filled Polyester (PBT) • Color: Gray • Contact Material: Phosphor Bronze (C510) **Plating:**
 • Underplating: 100µ" Nickel-QQ-N-290, Class 2 • Wiping Area: Gold-MIL-G-45204, Type II, Grade C • Solder Tails: 200µ" 60/40 Tin Lead-MIL-P-81728 • CSA File No.: LR 40971

2500 Series RoHS Compliant Specifications:
Process Rating: • 260°C Single pass (profile per J-STD-020C) **Insulation:** • Material: Glass Filled Polyester (PBT), Glass Filled Polyester (PCT) High Temperature option • Contact Material: Copper Alloy **Plating:** • Underplating: 100µ" (2.54µm) Nickel - Overall • Wiping Area: Gold • Solder Tails: 200µ" (5.08µm) Tin Lead or Matte Tin

D2500 Series Specifications:
Process Rating: • 260°C Single pass (profile per J-STD-020C) **Insulation:** • Material: High Temperature Glass Filled Polyester (PCT) • Color: Black • Contact Material: Brass **Plating:** • Underplating: 50 - 100µ" Nickel • Wiping Area: 10µ" (0.25µm) Gold • Solder Tails: 40 - 120µ" (1 - 3µm) Matte Tin



No. of Contacts	Dimension A Inches (mm)	Digi-Key Part No.	1	Pricing 100	500	3M Part No.
Straight Solder Tail, Gray PBT						
10	0.788 (20.02)	MHB10K-ND	1.21	91.77	415.27	2510-6002UB
14	0.988 (25.10)	MHB14K-ND	1.26	95.21	430.84	2514-6002UB
16	1.088 (27.64)	MHB16K-ND	1.39	105.53	477.56	2516-6002UB
20	1.288 (32.72)	MHB20K-ND	1.45	110.12	498.33	2520-6002UB
24	1.488 (37.80)	MHB24K-ND	1.52	115.86	524.28	2524-6002UB
26	1.588 (40.34)	MHB26K-ND	1.55	118.15	534.66	2526-6002UB
30	1.788 (45.42)	MHB30K-ND	1.80	136.50	617.72	2530-6002UB
34	1.988 (50.50)	MHB34K-ND	1.86	141.09	638.48	2534-6002UB
40	2.288 (58.12)	MHB40K-ND	2.00	151.41	685.20	2540-6002UB
50	2.788 (70.82)	MHB50K-ND	2.48	188.12	851.31	2550-6002UB
60	3.288 (83.52)	MHB60K-ND	2.96	224.83	1017.42	2560-6002UB

No. of Contacts	Dimension A Inches (mm)	Digi-Key Part No.	1	Pricing 100	500	3M Part No.
Straight Solder Tail, Black PCT - 10µ" Gold - RoHS Compliant						
10	0.788 (20.02)	MHC10E-ND	.68	51.62	233.59	D2510-6002-AR
14	0.988 (25.10)	MHC14E-ND	.77	58.50	264.74	D2514-6002-AR
16	1.088 (27.64)	MHC16E-ND	.86	65.38	295.88	D2516-6002-AR
20	1.288 (32.72)	MHC20E-ND	.89	67.68	306.26	D2520-6002-AR
24	1.488 (37.80)	MHC24E-ND	.95	72.27	327.03	D2524-6002-AR
26	1.588 (40.34)	MHC26E-ND	.97	73.41	332.22	D2526-6002-AR
30	1.788 (45.42)	MHC30E-ND	1.12	84.88	384.13	D2530-6002-AR
34	1.988 (50.50)	MHC34E-ND	1.16	88.33	399.70	D2534-6002-AR
40	2.288 (58.12)	MHC40E-ND	1.24	94.06	425.65	D2540-6002-AR
50	2.788 (70.82)	MHC50E-ND	1.52	115.86	524.28	D2550-6002-AR

No. of Contacts	Dimension A Inches (mm)	Digi-Key Part No.	1	Pricing 100	500	3M Part No.
Straight Solder Tail, Black PCT - 30µ" Gold - RoHS Compliant						
10	0.788 (20.02)	MHC10K-ND	.99	75.71	342.60	N2510-6002RB
14	0.988 (25.10)	MHC14K-ND	1.02	78.00	352.98	N2514-6002RB
16	1.088 (27.64)	MHC16K-ND	1.15	87.18	394.51	N2516-6002RB
20	1.288 (32.72)	MHC20K-ND	1.19	90.62	410.08	N2520-6002RB
24	1.488 (37.80)	MHC24K-ND	1.27	96.35	436.04	N2524-6002RB
26	1.588 (40.34)	MHC26K-ND	1.29	97.50	441.23	N2526-6002RB
30	1.788 (45.42)	MHC30K-ND	1.48	112.41	508.71	N2530-6002RB
34	1.988 (50.50)	MHC34K-ND	1.54	117.00	529.47	N2534-6002RB
40	2.288 (58.12)	MHC40K-ND	1.65	125.03	565.81	N2540-6002RB
50	2.788 (70.82)	MHC50K-ND	2.04	154.86	700.77	N2550-6002RB
60	3.288 (83.52)	MHC60K-ND	2.45	185.83	840.93	N2560-6002RB
64	3.488 (88.60)	MHC64K-ND	2.60	197.30	892.83	N2564-6002RB

No. of Contacts	Dimension A Inches (mm)	Digi-Key Part No.	1	Pricing 100	500	3M Part No.
Right Angle Solder Tail, Gray PBT - 30µ" Gold						
10	0.788 (20.02)	MHD10K-ND	1.33	100.94	456.80	2510-5002UB
14	0.988 (25.10)	MHD14K-ND	1.37	104.38	472.37	2514-5002UB
16	1.088 (27.64)	MHD16K-ND	1.52	115.86	524.28	2516-5002UB
20	1.288 (32.72)	MHD20K-ND	1.62	122.74	555.43	2520-5002UB
24	1.488 (37.80)	MHD24K-ND	1.68	127.33	576.19	2524-5002UB
26	1.588 (40.34)	MHD26K-ND	1.69	128.47	581.38	2526-5002UB
30	1.788 (45.42)	MHD30K-ND	2.31	175.50	794.21	2530-5002UB
34	1.988 (50.50)	MHD34K-ND	2.03	153.71	695.58	2534-5002UB
40	2.288 (58.12)	MHD40K-ND	2.19	166.33	752.68	2540-5002UB
50	2.788 (70.82)	MHD50K-ND	2.70	205.33	929.17	2550-5002UB

No. of Contacts	Dimension A Inches (mm)	Digi-Key Part No.	1	Pricing 100	500	3M Part No.
Right Angle Solder Tail, Black PCT - 10µ" Gold - RoHS Compliant						
10	0.788 (20.02)	MHE10E-ND	.74	56.21	254.35	D2510-5002-AR
14	0.988 (25.10)	MHE14E-ND	.84	64.24	290.69	D2514-5002-AR
16	1.088 (27.64)	MHE16E-ND	.95	72.27	327.03	D2516-5002-AR
20	1.288 (32.72)	MHE20E-ND	.99	75.71	342.60	D2520-5002-AR
24	1.488 (37.80)	MHE24E-ND	1.05	79.15	358.17	D2524-5002-AR
26	1.588 (40.34)	MHE26E-ND	1.06	80.30	363.36	D2526-5002-AR
30	1.788 (45.42)	MHE30E-ND	1.44	108.97	493.14	D2530-5002-AR
34	1.988 (50.50)	MHE34E-ND	1.26	95.21	430.84	D2534-5002-AR
40	2.288 (58.12)	MHE40E-ND	1.36	103.24	467.18	D2540-5002-AR
50	2.788 (70.82)	MHE50E-ND	1.68	127.33	576.19	D2550-5002-AR

No. of Contacts	Dimension A Inches (mm)	Digi-Key Part No.	1	Pricing 100	500	3M Part No.
Right Angle Solder Tail, Black PCT - 30µ" Gold - RoHS Compliant						
10	0.788 (20.02)	MHE10K-ND	1.10	83.74	378.94	N2510-5002RB
14	0.988 (25.10)	MHE14K-ND	1.13	86.03	389.32	N2514-5002RB
16	1.088 (27.64)	MHE16K-ND	1.27	96.35	436.04	N2516-5002RB
20	1.288 (32.72)	MHE20K-ND	1.33	100.94	456.80	N2520-5002RB
24	1.488 (37.80)	MHE24K-ND	1.39	105.53	477.56	N2524-5002RB

No. of Contacts	Dimension A Inches (mm)	Digi-Key Part No.	1	Pricing 100	500	3M Part No.
26	1.588 (40.34)	MHE26K-ND	1.40	106.68	482.75	N2526-5002RB
30	1.788 (45.42)	MHE30K-ND	1.90	144.53	654.05	N2530-5002RB
34	1.988 (50.50)	MHE34K-ND	1.68	127.33	576.19	N2534-5002RB
40	2.288 (58.12)	MHE40K-ND	1.82	137.65	622.91	N2540-5002RB
50	2.788 (70.82)	MHE50K-ND	2.24	169.77	768.25	N2550-5002RB
60	3.288 (83.52)	MHE60K-ND	2.69	204.18	923.98	N2560-5002RB
64	3.488 (88.60)	MHE64K-ND	2.87	217.95	986.27	N2564-5002RB

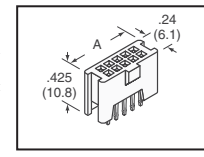
No. of Contacts	Dimension A Inches (mm)	Digi-Key Part No.	Cut Tape Pricing 1	100	T & R Pricing 200	3M Part No.
Straight, Black PCT, SMT - 30µ" Gold - RoHS Compliant						
10	.788 (20.02)	MSH10KCT-ND	1.15	87.18	165.53	N2510-6VOC-RB-WD
14	.988 (25.10)	MSH14KCT-ND	1.18	89.47	169.88	N2514-6VOC-RB-WD
16	1.088 (27.64)	MSH16KCT-ND	1.30	98.65	187.31	N2516-6VOC-RB-WD
20	1.288 (32.72)	MSH20KCT-ND	1.34	102.09	193.84	N2520-6VOC-RB-WD
24	1.488 (37.80)	MSH24KCT-ND	1.42	107.83	204.73	N2524-6VOC-RB-WD
26	1.588 (40.34)	MSH26KCT-ND	1.44	108.97	206.91	N2526-6VOC-RB-WD
30	1.788 (45.42)	MSH30KCT-ND	1.63	123.88	235.22	N2530-6VOC-RB-WD
34	1.988 (50.50)	MSH34KCT-ND	1.69	128.47	243.94	N2534-6VOC-RB-WD
40	2.288 (58.12)	MSH40KCT-ND	1.80	136.50	259.18	N2540-6VOC-RB-WD
50	2.788 (70.82)	MSH50KCT-ND	2.19	166.33	315.81	N2550-6VOC-RB-WD
60	3.288 (83.52)	MSH60KCT-ND	2.60	197.30	374.62	N2560-6VOC-RB-WD
64	3.488 (88.60)	MSH64KCT-ND	2.75	208.77	396.40	N2564-6VOC-RB-WD

No. of Contacts	Dimension A Inches (mm)	Digi-Key Part No.	1	Pricing 100	500	3M Part No.
Straight, Black PCT, SMT - 10µ" Gold - RoHS Compliant						
10	.788 (20.02)	MSH10ECT-ND	.76	57.35	108.90	D2510-6VOC-AR-WD
14	.988 (25.10)	MSH14ECT-ND	.89	67.68	128.50	D2514-6VOC-AR-WD
16	1.088 (27.64)	MSH16ECT-ND	.98	74.56	141.57	D2516-6VOC-AR-WD
20	1.288 (32.72)	MSH20ECT-ND	1.01	76.85	145.93	D2520-6VOC-AR-WD
24	1.488 (37.80)	MSH24ECT-ND	1.07	81.44	154.64	D2524-6VOC-AR-WD
26	1.588 (40.34)	MSH26ECT-ND	1.07	81.44	154.64	D2526-6VOC-AR-WD
30	1.788 (45.42)	MSH30ECT-ND	1.22	92.91	176.42	D2530-6VOC-AR-WD
34	1.988 (50.50)	MSH34ECT-ND	1.27	96.35	182.95	D2534-6VOC-AR-WD
40	2.288 (58.12)	MSH40ECT-ND	1.34	102.09	193.84	D2540-6VOC-AR-WD
50	2.788 (70.82)	MSH50ECT-ND	1.65	125.03	237.40	D2550-6VOC-AR-WD

† For Tape and Reel part number, change CT-ND to TR-ND.

Polarized Boardmount Socket .100" x .100" (2.54mm x 2.54mm) - 8500 Series

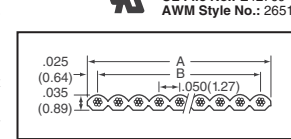
FEATURES: • Centerbump polarization • Mates with low profile shrouded headers
PHYSICAL: • Insulation Material: Glass Filled Polyester (PBT) • Flammability: UL 94V-0 • Color: Gray • Contact Material: Copper Alloy • Plating - Underplating and U-slot: 2µm (79µ") Nickel • Wiping Area: 0.3µm (12µ") Gold • Solder Tails: Gold Flash • Marking: 3M logo, Part Identification Number and Orientation Triangle
ELECTRICAL: • Current Rating: 1A • Insulation Resistance: >1 x 10⁹Ω @ 500VDC
ENVIRONMENTAL: • Temperature Rating: -55°C - 105°C



No. of Contacts	Dimension A Inches (mm)	Digi-Key Part No.	1	Pricing 100	500	3M Part No.
10	0.68 (17.3)	MSPV10-ND	1.60	121.59	550.24	8510-4500PL
16	0.98 (25.9)	MSPV16-ND	2.07	157.15	711.15	8516-4500PL
20	1.18 (30.0)	MSPV20-ND	2.45	185.83	840.93	8520-4500PL
26	1.48 (37.6)	MSPV26-ND	2.82	214.50	970.70	8526-4500PL
34	1.88 (47.7)	MSPV34-ND	3.41	259.24	1173.14	8534-4500PL
40	2.18 (55.4)	MSPV40-ND	3.82	290.21	1313.30	8540-4500PL
50	2.68 (68.1)	MSPV50-ND	4.56	346.42	1567.65	8550-4500PL
60	3.18 (80.8)	MSPV60-ND	5.30	402.63	1822.01	8560-4500PL
64	3.38 (85.8)	MSPV64-ND	5.58	423.27	1915.44	8564-4500PL

Round Conductor Flat Cable 3365 Series

Physical: • .050" pitch • Insulation Material: Polyvinyl Chloride (PVC) • Color: Gray with Red Stripe on wire #1 • AWM 2651 105C 300V VW1 • Conductors: 28 AWG, 7 x 36 Tinned Stranded Copper
Electrical: • Voltage Rating: 300V • Insulation Resistance: >1 x 10¹⁰Ω/10 feet
Environmental: • Temperature Rating: -20°C - 105°C • Flammability Rating: VW-1



No. of Contacts	Dimensions Inch (mm)		Digi-Key Part No.	Note: X in Digi-Key Part No. Represents No. of Feet					
	A	B		5 ft.*	10 ft.*	25 ft.*	50 ft.*		