

# JST PAD Series 2.0mm Connectors



**Features:** • Dual row construction allows high density mounting • Housing has a locking device to securely hold the header, preventing accidental disconnection due to external forces resulting from the routing of wires during assembly or due to vibration • Contact has long dimples near the center that ensure continuity of low voltage and low current circuits at all times, even under conditions of vibration and abusive prying • Header has housing insertion guides for easy and secure insertion

**Specifications:** • Current Rating: 3A AC/DC (AWG #22) • Voltage Rating: 250V AC/DC • Temperature Range: -25°C - 85°C • Applicable Wire: 28 - 22 AWG

**A**

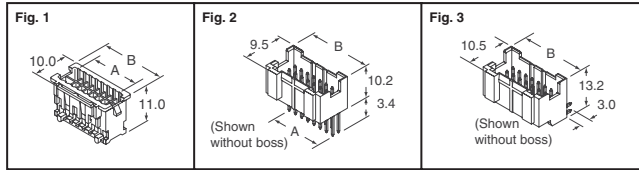


Fig.	Circuits	Dimension - mm		Digi-Key Part No.	Pricing			JST Part No.
		A	B		1	10	100	
<b>Housing</b>								
1	10	8.0	12.0	455-2140-ND	.17	1.60	13.32	PADP-10V-1-S
	12	10.0	14.0	455-2141-ND	.17	1.63	13.55	PADP-12V-1-S
	14	12.0	16.0	455-2142-ND	.18	1.67	13.90	PADP-14V-1-S
	16	14.0	18.0	455-2143-ND	.19	1.75	14.55	PADP-16V-1-S
	20	18.0	22.0	455-2144-ND	.19	1.78	14.86	PADP-20V-1-S
2	22	20.0	24.0	455-2145-ND	.19	1.81	15.07	PADP-22V-1-S
	24	22.0	26.0	455-2146-ND	.20	1.83	15.27	PADP-24V-1-S
<b>Headers</b>								
<b>Top Entry With Boss (Shrouded)</b>								
2	10	8.0	12.0	455-2001-ND	.33	2.99	24.95	B10B-PADSS-1(LF)(SN)
	12	10.0	14.0	455-2004-ND	.35	3.23	26.91	B12B-PADSS-1(LF)(SN)
	14	12.0	16.0	455-2007-ND	.42	3.81	31.77	B14B-PADSS-1(LF)(SN)
	16	14.0	18.0	455-2010-ND	.58	5.36	44.65	B16B-PADSS-1(LF)(SN)
	20	18.0	22.0	455-2013-ND	.63	5.80	48.32	B20B-PADSS-1(LF)(SN)
	22	20.0	24.0	455-2016-ND	.70	6.49	54.08	B22B-PADSS-1(LF)(SN)
2	24	22.0	26.0	455-2018-ND	.78	7.19	59.88	B24B-PADSS-1(LF)(SN)
	<b>Top Entry Without Boss (Shrouded)</b>							
2	10	8.0	12.0	455-2000-ND	.33	2.99	24.95	B10B-PADSS(LF)(SN)(F)
	12	10.0	14.0	455-2003-ND	.35	3.23	26.91	B12B-PADSS(LF)(SN)
	14	12.0	16.0	455-2006-ND	.42	3.81	31.77	B14B-PADSS(LF)(SN)
	16	14.0	18.0	455-2009-ND	.58	5.36	44.65	B16B-PADSS(LF)(SN)
	20	18.0	22.0	455-2012-ND	.62	5.75	47.96	B20B-PADSS(LF)(SN)
	22	20.0	24.0	455-2015-ND	.70	6.49	54.08	B22B-PADSS(LF)(SN)
2	24	22.0	26.0	455-2017-ND	.78	7.19	59.88	B24B-PADSS(LF)(SN)
	<b>Side Entry (Shrouded)</b>							
3	10	8.0	12.0	455-2032-ND	.37	3.44	28.70	S10B-PADSS-1(LF)(SN)
	16	14.0	18.0	455-2037-ND	.49	4.49	37.40	S16B-PADSS-1(LF)(SN)
	20	18.0	22.0	455-2038-ND	.61	5.61	46.77	S20B-PADSS-1(LF)(SN)

Description	Digi-Key Part No.	Cut Tape Pricing			T&R Pricing ‡	JST Part No.
		1	10	100	8,000	
<b>Contacts</b>						
26 - 22 AWG, Tin Plated	455-2147-1-ND	.02	.19	1.57	9.40/M	SPH-001T-P0.5L
28 - 24 AWG, Tin Plated	455-2148-1-ND	.02	.19	1.57	9.40/M	SPH-002T-P0.5L
<b>Crimp Tools</b>						
22 - 26 AWG	455-2048-ND	665.68/1			—	YRS-245
24 - 28 AWG	455-2047-ND	1011.12/1			—	YRS-241

‡ For Tape and Reel part number, change 1-ND to 2-ND.

# PND Series 2.0mm Connectors



**Features:** • Excellent workability • Low insertion force • Rounded edges provide easy insertion, releasing and extraction • Secure locking device prevents accidental disconnection • Mating key prevents incorrect insertion • Headers with polarizing bosses prevent incorrect assembling to PC board

**Specifications:** • Current Rating: 3A • Voltage Rating: 250V • Temperature Range: -25°C - 85°C • Contact Resistance: Initial value / 10mΩ maximum • Applicable wire: 28AWG - 22AWG




Fig.	No. of Circuits	Dimension A (mm)	Digi-Key Part No.	Pricing			JST Part No.
				1	10	100	
<b>Housings</b>							
1	8	10.0	455-2305-ND	.12	1.14	9.53	PNDP-08V-Z
	10	12.0	455-2306-ND	.12	1.16	9.70	PNDP-10V-Z
	12	14.0	455-2307-ND	.13	1.19	9.88	PNDP-12V-Z
	14	16.0	455-2308-ND	.13	1.23	10.29	PNDP-14V-Z
	16	18.0	455-2309-ND	.14	1.30	10.87	PNDP-16V-Z
	18	20.0	455-2310-ND	.15	1.35	11.24	PNDP-18V-Z
	20	22.0	455-2311-ND	.15	1.37	11.42	PNDP-20V-Z
	22	24.0	455-2312-ND	.14	1.25	10.47	PNDP-22V-Z
	24	26.0	455-2313-ND	.15	1.43	11.92	PNDP-24V-Z
	26	28.0	455-2314-ND	.17	1.52	12.64	PNDP-26V-Z
	28	30.0	455-2315-ND	.17	1.59	13.20	PNDP-28V-Z
	30	32.0	455-2316-ND	.18	1.64	13.66	PNDP-30V-Z
32	34.0	455-2317-ND	.20	1.86	15.54	PNDP-32V-Z	

Fig.	No. of Circuits	Dimension A (mm)	Digi-Key Part No.	Pricing			JST Part No.
				1	10	100	
1	34	36.0	455-2318-ND	.21	1.91	15.89	PNDP-34V-Z
	36	38.0	455-2319-ND	.21	1.95	16.29	PNDP-36V-Z
	38	40.0	455-2320-ND	.21	2.00	16.65	PNDP-38V-Z
	40	42.0	455-2321-ND	.24	2.15	17.89	PNDP-40V-Z
<b>Shrouded Headers</b>							
2	8	10.0	455-2322-ND	.24	2.17	18.09	B08B-PNDZS-1(T)(LF)(SN)
	10	12.0	455-2323-ND	.26	2.43	20.21	B10B-PNDZS-1(T)(LF)(SN)
	12	14.0	455-2324-ND	.31	2.88	23.94	B12B-PNDZS-1(T)(LF)(SN)
	14	16.0	455-2325-ND	.35	3.24	27.02	B14B-PNDZS-1(T)(LF)(SN)
	16	18.0	455-2326-ND	.38	3.54	29.51	B16B-PNDZS-1(T)(LF)(SN)
	18	20.0	455-2327-ND	.43	3.96	32.99	B18B-PNDZS-1(T)(LF)(SN)
	20	22.0	455-2328-ND	.47	4.35	36.18	B20B-PNDZS-1(T)(LF)(SN)
	22	24.0	455-2329-ND	.55	5.14	42.81	B22B-PNDZS-1(T)(LF)(SN)
	24	26.0	455-2330-ND	.60	5.52	45.99	B24B-PNDZS-1(T)(LF)(SN)
	26	28.0	455-2331-ND	.61	5.62	46.81	B26B-PNDZS-1(T)(LF)(SN)
	28	30.0	455-2332-ND	.63	5.84	48.70	B28B-PNDZS-1(T)(LF)(SN)
	30	32.0	455-2333-ND	.69	6.34	52.86	B30B-PNDZS-1(T)(LF)(SN)
	32	34.0	455-2334-ND	.76	7.04	58.66	B32B-PNDZS-1(T)(LF)(SN)
	34	36.0	455-2335-ND	.80	7.33	61.12	B34B-PNDZS-1(T)(LF)(SN)
	36	38.0	455-2336-ND	.83	7.70	64.14	B36B-PNDZS-1(T)(LF)(SN)
	38	40.0	455-2337-ND	.90	8.34	69.45	B38B-PNDZS-1(T)(LF)(SN)
40	42.0	455-2338-ND	1.01	9.31	77.59	B40B-PNDZS-1(T)(LF)(SN)	
<b>Retainers (Not UL and CSA approved)</b>							
—	20	—	455-2339-ND	.12	1.06	8.86	PNDS-20V-Z
	24	—	455-2340-ND	.12	1.08	9.04	PNDS-24V-Z
	34	—	455-2341-ND	.12	1.18	9.83	PNDS-34V-Z
	40	—	455-2342-ND	.17	1.57	13.04	PNDS-40V-Z

Description	Digi-Key Part No.	Pricing			Tape & Reel ‡	JST Part No.
		1	10	100	8,200	
<b>Contacts</b>						
Crimp Terminal, 26 - 22AWG	455-2303-1-ND	.03	.20	1.65	9.91/M	SPND-001T-C0.5
Crimp Terminal, 28 - 24AWG	455-2304-1-ND	.03	.20	1.65	9.91/M	SPND-002T-C0.5
<b>Tools</b>						
Crimp Tool for PND Series, 22 - 26AWG	455-2345-ND	387.41/1			—	WC1091
Crimp Tool for PND Series, 24 - 28AWG	455-2346-ND	387.41/1			—	WC1090
Hand Crimp Tool for SPND-001T	455-2343-ND	804.28/1			—	YRS-1091
Hand Crimp Tool for SPND-002T	455-2344-ND	758.04/1			—	YRS-1090

‡ For Tape and Reel part number, change 1-ND to 2-ND.

# JWPF Series - 2.0mm Waterproof Wire-to-Wire Connectors



**Features:** • Developed specifically for extreme moisture or submersion applications • Seal ring is applied for complete sealing at mating side that is contained in the tab housing which protects from dust, moisture, etc. • Solid rubber seal is used for wire side sealing that makes the size compact. • The inter-housing lock secures the plug to the receptacles and prevents accidental disconnection.

**Specifications:** • Current Rating: 3A AC/DC • Voltage Rating: 100V AC/DC • Temperature Range: -40°C - 85°C • Applicable Wire: 26 - 22 AWG

**Material and Finish:** • Tab Contact: Brass, tin-plated • Receptacle Contact: Copper alloy, tin-plated • Housing Color: Natural (white)

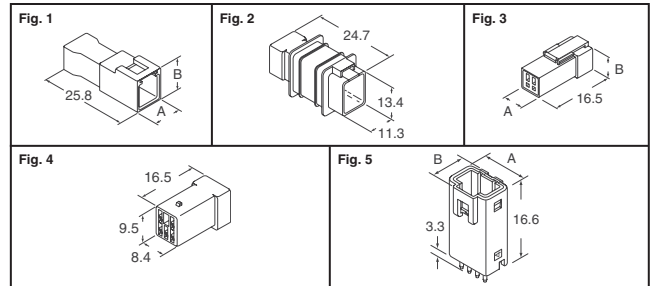


Fig.	Cir- cuts	Dimensions - mm		Digi-Key Part No.	Pricing			JST Part No.
		A	B		1	10	100	
<b>Tab Housing</b>								
1	2	7.0	8.1	455-1166-ND	.97	8.95	74.54	02T-JWPF-VSLE-S
	3	9.0	8.1	455-1188-ND	1.07	9.93	82.75	03T-JWPF-VSLE-S
	4	11.0	8.1	455-1170-ND	1.12	10.32	85.99	04T-JWPF-VSLE-S
	8	11.0	12.1	455-1193-ND	1.44	13.33	111.05	08T-JWPF-VSLE-D
2	5	—	—	455-1190-ND†	2.15	19.85	165.38	05T-JWPF-HHLE-D
<b>Receptacle Housing</b>								
3	2	6.7	5.5	455-1205-ND	.46	4.29	35.74	02R-JWPF-VSLE-S
	3	8.7	5.5	455-1198-ND	.53	4.95	41.26	03R-JWPF-VSLE-S
	4	10.7	5.5	455-1203-ND	.54	5.02	41.82	04R-JWPF-VSLE-S
	8	10.7	9.5	455-1150-ND	.73	6.74	56.14	08R-JWPF-VSLE-D
	4	5	—	—	455-1192-ND†	1.19	10.96	91.35
<b>Headers</b>								
5	2	7.0	8.1	455-1991-ND	1.24	11.46	95.53	B02B-JWPF-SK-R(LF)(SN)
	3	9.0	8.4	455-1992-ND	1.28	11.86	98.87	B03B-JWPF-SK-R(LF)(SN)
	4	11.0	8.4	455-1993-ND	1.52	14.05	117.10	B04B-JWPF-SK-R(LF)(SN)
	<b>† Housing Color: Gray</b>							

Description	Digi-Key Part No.	Pricing			Tape & Reel ‡	JST Part No.
		1	10	100	8,200	
<b>Contacts</b>						
26 - 22 AWG, Tab Contact	455-1320-1-ND	.03	.35	2.92	17.52/M	SWPT-001T-025
26 - 22 AWG, Receptacle Contact	455-1321-1-ND	.05	.43	3.57	21.43/M	SWPR-001T-P025
<b>Tools</b>						
Production Crimp Tool	455-1370-ND	782.30/1			—	YRS-980
Crimp Tool for 26 - 22 AWG Contacts	455-1371-ND	323.33/1			—	WC-JWPF
Extraction Tool	455-2277-ND	134.01/1			—	EJ-JWPF

‡ For Tape and Reel part number, change 1-ND to 2-ND.

Free shipping on orders over £50! All prices are in British pound sterling and include duties.

132 (UK2011-EN) www.digikey.co.uk — FREEPHONE: 0-800-587-0991 • 0-800-904-7786 — FREEFAX: 0-800-587-0992 • 0-800-904-7783