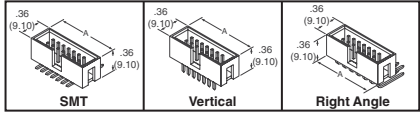




Low Profile Headers

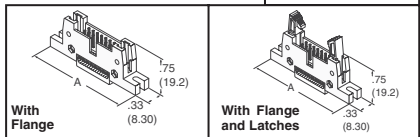
Specifications: • Current Rating: 3A • Withstand Voltage: 1000V AC/DC
 • Contact Resistance: 20mΩ Maximum • Contact Material: Copper Alloy
 • Underplate: Nickel • Contact Area: Selective Gold • Insulation Resistance: 1000MΩ Minimum • Solder Tails Area: 100µ" Matte Tin • Operation Temperature: -40°C - 105°C



No. of Con-tacts	Contact Finish	Dim. A Inch (mm)	Digi-Key Part No.	Price Each	1	10	25	50
Pin Header Right Angle								
10	30u"	.8 (20.2)	HLU10H-ND	1.51	1.33	1.19	1.08	
10	Flash	.8 (20.2)	HLN10H-ND	.65	.57	.51	.47	
14	30u"	1 (25.28)	HLU14H-ND	2.04	1.79	1.61	1.46	
14	Flash	1 (25.28)	HLN14H-ND	.80	.71	.64	.57	
16	30u"	1.1 (27.82)	HLU16H-ND	2.25	1.98	1.78	1.61	
16	Flash	1.1 (27.82)	HLN16H-ND	.86	.76	.68	.62	
20	30u"	1.3 (32.9)	HLU20H-ND	2.73	2.40	2.16	1.95	
20	Flash	1.3 (32.9)	HLN20H-ND	1.01	.89	.80	.72	
24	30u"	1.5 (37.98)	HLU24H-ND	3.28	2.89	2.59	2.34	
24	Flash	1.5 (37.98)	HLN24H-ND	1.20	1.06	.95	.86	
26	30u"	1.6 (40.52)	HLU26H-ND	3.50	3.08	2.76	2.50	
26	Flash	1.6 (40.52)	HLN26H-ND	1.25	1.10	.99	.89	
30	30u"	1.8 (45.6)	HLU30H-ND	4.07	3.58	3.21	2.91	
30	Flash	1.8 (45.6)	HLN30H-ND	1.49	1.31	1.18	1.06	
34	30u"	2 (50.68)	HLU34H-ND	4.46	3.92	3.52	3.18	
34	Flash	2 (50.68)	HLN34H-ND	1.51	1.33	1.19	1.08	
40	30u"	2.3 (58.3)	HLU40H-ND	5.01	4.40	3.95	3.57	
40	Flash	2.3 (58.3)	HLN40H-ND	1.58	1.39	1.25	1.13	
50	30u"	2.8 (71.0)	HLU50H-ND	5.94	5.23	4.69	4.24	
50	Flash	2.8 (71.0)	HLN50H-ND	1.95	1.71	1.54	1.39	
60	30u"	3.3 (83.7)	HLU60H-ND	6.90	6.07	5.44	4.92	
60	Flash	3.3 (83.7)	HLN60H-ND	2.61	2.30	2.06	1.86	
64	30u"	3.5 (88.78)	HLU64H-ND	7.74	6.80	6.10	5.52	
64	Flash	3.5 (88.78)	HLN64H-ND	2.64	2.32	2.08	1.88	
Pin Header Surface Mount								
10	Flash	.8 (20.2)	HSL10H-ND	1.13	1.00	.90	.81	
14	Flash	1 (25.28)	HSL14H-ND	1.29	1.14	1.02	.93	
16	Flash	1.1 (27.82)	HSL16H-ND	1.44	1.27	1.14	1.03	
20	Flash	1.3 (32.9)	HSL20H-ND	1.53	1.35	1.21	1.10	
26	Flash	1.6 (40.52)	HSL26H-ND	1.56	1.37	1.23	1.11	
34	Flash	2 (50.68)	HSL34H-ND	1.66	1.46	1.31	1.18	
40	Flash	2.3 (58.3)	HSL40H-ND	1.92	1.69	1.51	1.37	
Pin Header Straight Lead								
10	30u"	.8 (20.2)	HRL10H-ND	1.34	1.18	1.06	.96	
10	Flash	.8 (20.2)	HRP10H-ND	.48	.43	.38	.35	
14	30u"	1 (25.28)	HRL14H-ND	1.73	1.52	1.36	1.23	
14	Flash	1 (25.28)	HRP14H-ND	.53	.47	.42	.38	
16	30u"	1.1 (27.82)	HRL16H-ND	1.94	1.71	1.53	1.39	
16	Flash	1.1 (27.82)	HRP16H-ND	.59	.52	.47	.42	
20	30u"	1.3 (32.9)	HRL20H-ND	2.32	2.05	1.84	1.66	
20	Flash	1.3 (32.9)	HRP20H-ND	.65	.57	.51	.47	
24	30u"	1.5 (37.98)	HRL24H-ND	2.76	2.43	2.18	1.97	
24	Flash	1.5 (37.98)	HRP24H-ND	.74	.66	.59	.53	
26	30u"	1.6 (40.52)	HRL26H-ND	2.80	2.47	2.21	2.00	
26	Flash	1.6 (40.52)	HRP26H-ND	.67	.59	.53	.48	
30	30u"	1.8 (45.6)	HRL30H-ND	3.33	2.93	2.63	2.38	
30	Flash	1.8 (45.6)	HRP30H-ND	.86	.76	.68	.62	
34	30u"	2 (50.68)	HRL34H-ND	3.67	3.23	2.89	2.62	
34	Flash	2 (50.68)	HRP34H-ND	.89	.71	.64	.57	
40	30u"	2.3 (58.3)	HRL40H-ND	4.24	3.73	3.35	3.02	
40	Flash	2.3 (58.3)	HRP40H-ND	.89	.78	.70	.64	
50	30u"	2.8 (71.0)	HRL50H-ND	5.42	4.76	4.27	3.86	
50	Flash	2.8 (71.0)	HRP50H-ND	1.13	.99	.89	.81	
60	30u"	3.3 (83.7)	HRL60H-ND	6.66	5.86	5.25	4.75	
60	Flash	3.3 (83.7)	HRP60H-ND	1.51	1.33	1.19	1.08	
64	30u"	3.5 (88.78)	HRL64H-ND	7.02	6.17	5.54	5.00	
64	Flash	3.5 (88.78)	HRP64H-ND	1.53	1.35	1.21	1.10	

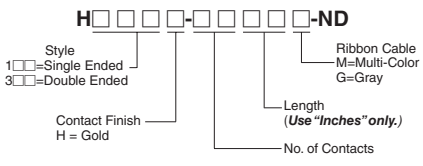
Pin Connectors

Specifications:
 • Current Rating: 3A • Withstand Voltage: 1000V AC/DC • Contact Resistance: 20mΩ Maximum • Contact Material: Copper Alloy • Underplate: Nickel • Contact Area: Selective Gold • Insulation Resistance: 1000MΩ Minimum • Solder Tails Area: 100µ" Matte Tin • Operating Temperature: -40°C - 105°C



No. of Con-tacts	Dim. A Inch (mm)	Digi-Key Part No.	Price Each	1	10	Assmann Part No.
Pin Connector without Flange						
10	1.26 (31.96)	HPK10H-ND	6.40	4.86	4.47	AWH10G-0202-IDC-R
14	1.46 (37.1)	HPK14H-ND	6.67	5.06	4.67	AWH14G-0202-IDC-R
16	1.56 (39.62)	HPK16H-ND	6.67	5.06	4.67	AWH16G-0202-IDC-R

No. of Con-tacts	Dim. A Inch (mm)	Digi-Key Part No.	Price Each	1	10	Assmann Part No.
20	1.76 (44.74)	HPK20H-ND	6.67	5.06	4.67	AWH20G-0202-IDC-R
24	1.96 (49.82)	HPK24H-ND	6.67	5.06	4.67	AWH24G-0202-IDC-R
26	2.06 (52.22)	HPK26H-ND	7.06	5.36	4.97	AWH26G-0202-IDC-R
30	2.26 (57.46)	HPK30H-ND	7.06	5.36	4.97	AWH30G-0202-IDC-R
34	2.46 (62.52)	HPK34H-ND	7.34	5.57	5.18	AWH34G-0202-IDC-R
40	2.76 (70.18)	HPK40H-ND	7.75	5.88	5.49	AWH40G-0202-IDC-R
50	3.26 (82.74)	HPK50H-ND	8.34	6.33	5.94	AWH50G-0202-IDC-R
60	3.77 (95.68)	HPK60H-ND	9.15	6.94	6.55	AWH60G-0202-IDC-R
64	3.96 (100.7)	HPK64H-ND	9.68	7.35	6.96	AWH64G-0202-IDC-R
Pin Connector with Short Latch without Flange						
10	1.26 (31.96)	HPA10H-ND	3.52	3.10	2.81	AWH10G-0222-IDC-R
14	1.46 (37.1)	HPA14H-ND	3.67	3.23	2.94	AWH14G-0222-IDC-R
16	1.56 (39.62)	HPA16H-ND	3.67	3.23	2.94	AWH16G-0222-IDC-R
26	2.06 (52.22)	HPA26H-ND	3.83	3.37	3.08	AWH26G-0222-IDC-R
34	2.46 (62.52)	HPA34H-ND	4.15	3.65	3.36	AWH34G-0222-IDC-R
Pin Connector with Long Latch without Flange						
10	1.26 (31.96)	HPB10H-ND	3.69	3.25	2.96	AWH10G-0232-IDC-R
16	1.56 (39.62)	HPB16H-ND	3.83	3.37	3.08	AWH16G-0232-IDC-R
34	2.46 (62.52)	HPB34H-ND	4.33	3.82	3.53	AWH34G-0232-IDC-R
64	3.96 (100.7)	HPB64H-ND	5.08	4.47	4.18	AWH64G-0232-IDC-R
Pin Connector with Flange						
10	1.846 (46.96)	HPL10H-ND	6.03	4.58	4.19	AWH10G-E202-IDC-R
14	2.048 (52.1)	HPL14H-ND	6.27	4.76	4.37	AWH14G-E202-IDC-R
16	2.147 (54.62)	HPL16H-ND	6.27	4.76	4.37	AWH16G-E202-IDC-R
20	2.348 (59.74)	HPL20H-ND	6.27	4.76	4.37	AWH20G-E202-IDC-R
24	2.547 (64.82)	HPL24H-ND	6.64	5.04	4.65	AWH24G-E202-IDC-R
26	2.642 (67.22)	HPL26H-ND	7.06	5.36	4.97	AWH26G-E202-IDC-R
30	2.848 (72.46)	HPL30H-ND	7.06	5.36	4.97	AWH30G-E202-IDC-R
34	3.047 (77.52)	HPL34H-ND	7.34	5.57	5.18	AWH34G-E202-IDC-R
40	3.348 (85.18)	HPL40H-ND	7.75	5.88	5.49	AWH40G-E202-IDC-R
50	3.841 (97.74)	HPL50H-ND	8.73	6.62	6.23	AWH50G-E202-IDC-R
60	4.35 (110.68)	HPL60H-ND	9.15	6.94	6.55	AWH60G-E202-IDC-R
64	4.547 (115.7)	HPL64H-ND	10.13	7.68	7.29	AWH64G-E202-IDC-R
Pin Connector with Short Latch and Flange						
10	1.846 (46.96)	HPP10H-ND	3.31	2.91	2.62	AWH10G-E222-IDC-R
20	2.348 (59.74)	HPP20H-ND	3.45	3.04	2.75	AWH20G-E222-IDC-R
40	3.348 (85.18)	HPP40H-ND	4.30	3.78	3.49	AWH40G-E222-IDC-R
Pin Connector with Long Latch and Flange						
10	1.846 (46.96)	HPT10H-ND	3.31	2.91	2.62	AWH10G-E232-IDC-R
26	2.642 (67.22)	HPT26H-ND	3.84	3.38	3.09	AWH26G-E232-IDC-R
34	3.047 (77.52)	HPT34H-ND	4.15	3.65	3.36	AWH34G-E232-IDC-R
40	3.348 (85.18)	HPT40H-ND	4.30	3.78	3.49	AWH40G-E232-IDC-R
50	3.841 (97.74)	HPT50H-ND	4.73	4.16	3.87	AWH50G-E232-IDC-R
64	4.547 (115.7)	HPT64H-ND	5.08	4.47	4.18	AWH64G-E232-IDC-R



Pin Connectors — Single Ended

No. of Con-tacts	Con-tact Finish	Length Inch (cm)	Rib-bon+ Cable	Digi-Key Part No.	Price Each	1	10
Pin Connector without Strain Relief and without Flange							
10	Gold	36 (91.44)	MC	H1KXH-1036M-ND	8.15	6.18	
10	Gold	36 (91.44)	GR	H1KXH-1036G-ND	6.95	5.27	
14	Gold	36 (91.44)	MC	H1KXH-1436M-ND	9.29	7.05	
14	Gold	36 (91.44)	GR	H1KXH-1436G-ND	7.44	5.65	
16	Gold	36 (91.44)	MC	H1KXH-1636M-ND	9.47	7.18	
16	Gold	36 (91.44)	GR	H1KXH-1636G-ND	7.55	5.73	
20	Gold	36 (91.44)	MC	H1KXH-2036M-ND	10.16	7.71	
20	Gold	36 (91.44)	GR	H1KXH-2036G-ND	7.91	6.01	
24	Gold	36 (91.44)	MC	H1KXH-2436M-ND	11.04	8.37	
24	Gold	36 (91.44)	GR	H1KXH-2436G-ND	7.84	5.95	
26	Gold	36 (91.44)	MC	H1KXH-2636M-ND	11.59	8.79	
26	Gold	36 (91.44)	GR	H1KXH-2636G-ND	8.59	6.51	
30	Gold	36 (91.44)	MC	H1KXH-3036M-ND	12.99	9.85	
30	Gold	36 (91.44)	GR	H1KXH-3036G-ND	8.93	6.77	
34	Gold	36 (91.44)	MC	H1KXH-3436M-ND	13.26	10.06	
34	Gold	36 (91.44)	GR	H1KXH-3436G-ND	8.98	6.81	
40	Gold	36 (91.44)	MC	H1KXH-4036M-ND	14.74	11.17	
40	Gold	36 (91.44)	GR	H1KXH-4036G-ND	10.07	7.64	
50	Gold	36 (91.44)	MC	H1KXH-5036M-ND	17.08	12.95	
50	Gold	36 (91.44)	GR	H1KXH-5036G-ND	10.78	8.18	
60	Gold	36 (91.44)	MC	H1KXH-6036M-ND	19.63	14.88	
60	Gold	36 (91.44)	GR	H1KXH-6036G-ND	12.45	9.44	

Pin Connector without flange, without strain relief shown

</