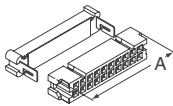


3M .100" x .100" (2.54mm x 2.54mm) Socket Connectors



Wire Accommodation: 26, 28, 30AWG solid or stranded.

Physical Specifications: • Insulation Material: Glass reinforced polyester • Flammability Rating: UL94V-0 • Color: Gray • Contact Material: Beryllium copper • Plating: 30µ" gold • Wire Accommodation: 26 and 28AWG solid or stranded, 30AWG solid • Marking: 3M logo, part identification number and orientation triangle **Electrical Specifications:** • Current Rating: 1A • Insulation Resistance: >1x10¹⁰Ω @ 500VDC • Withstanding Voltage: 1000VRMS @ sea level **Environmental Specifications:** • Temperature Rating: -55°C ~ 105°C • UL File No.: E68080; CSA File No.: LR-40971



No. of Contacts	Dim. A Inch (mm)	Digi-Key Part No.	Pricing 1 10	3M Part No.
Polarizing Slots (Open End)				
10	.68 (17.27)	MSC10K-ND	1.45 12.20	3473-6000
14	.88 (22.35)	MSC14K-ND	1.75 14.74	3385-6000
16	.98 (24.89)	MSC16K-ND	1.92 16.14	3452-6000
20	1.18 (29.97)	MSC20K-ND	2.11 17.79	3421-6000
24	1.38 (35.05)	MSC24K-ND	2.53 21.34	3626-6000
26	1.48 (37.59)	MSC26K-ND	2.73 23.00	3399-6000
30	1.68 (42.67)	MSC30K-ND	3.14 26.43	3419-6000
34	1.88 (47.75)	MSC34K-ND	3.56 29.98	3414-6000
40	2.18 (55.37)	MSC40K-ND	4.18 35.20	3417-6000
50	2.68 (68.07)	MSC50K-ND	5.23 43.96	3425-6000
60	3.18 (80.77)	MSC60K-ND	6.48 54.51	3334-6000

No. of Contacts	Dim. A Inch (mm)	Digi-Key Part No.	Pricing 1 10	3M Part No.
Center-Bumped Polarizing (Open End)				
10	.68 (17.27)	MKC10K-ND	1.45 12.20	3473-6600
14	.88 (22.35)	MKC14K-ND	1.75 14.74	3385-6600
16	.98 (24.89)	MKC16K-ND	1.92 16.14	3452-6600
20	1.18 (29.97)	MKC20K-ND	2.11 17.79	3421-6600
24	1.38 (35.05)	MKC24K-ND	2.53 21.34	3626-6600
26	1.48 (37.59)	MKC26K-ND	2.73 23.00	3399-6600
30	1.68 (42.67)	MKC30K-ND	3.14 26.43	3419-6600
34	1.88 (47.75)	MKC34K-ND	3.56 29.98	3414-6600
40	2.18 (55.37)	MKC40K-ND	4.18 35.20	3417-6600
50	2.68 (68.07)	MKC50K-ND	5.23 43.96	3425-6600
60	3.18 (80.77)	MKC60K-ND	6.48 54.51	3334-6600

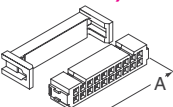
No. of Contacts	Dim. A Inch (mm)	Digi-Key Part No.	Pricing 1 10	3M Part No.
Center-Bumped Polarizing (Closed End)				
10	.68 (17.27)	MSD10K-ND	1.54 12.96	3473-7600
14	.88 (22.35)	MSD14K-ND	1.93 16.26	3385-7600
16	.98 (24.89)	MSD16K-ND	2.03 17.02	3452-7600
20	1.18 (29.97)	MSD20K-ND	2.22 18.68	3421-7600
24	1.38 (35.05)	MSD24K-ND	2.66 22.36	3626-7600
26	1.48 (37.59)	MSD26K-ND	2.88 24.27	3399-7600
30	1.68 (42.67)	MSD30K-ND	3.31 27.83	3419-7600
34	1.88 (47.75)	MSD34K-ND	3.72 31.25	3414-7600
40	2.18 (55.37)	MSD40K-ND	4.36 36.72	3417-7600
50	2.68 (68.07)	MSD50K-ND	5.44 45.74	3425-7600
60	3.18 (80.77)	MSD60K-ND	6.72 56.54	3334-7600

No. of Contacts	Dim. A Inch (mm)	Digi-Key Part No.	Pricing 1 10	3M Part No.
Cable Strain Relief/Stabilizer				
10	—	MSSR10-ND	.18 1.52	3448-3010
14	—	MSSR14-ND	.18 1.52	3448-3014
16	—	MSSR16-ND	.18 1.52	3448-3016
20	—	MSSR20-ND	.18 1.52	3448-3020
24	—	MSSR24-ND	.24 2.03	3448-3024
26	—	MSSR26-ND	.18 1.52	3448-3026
30	—	MSSR30-ND	.33 2.80	3448-3030
34	—	MSSR34-ND	.18 1.52	3448-3034
40	—	MSSR40-ND	.18 1.52	3448-3040
50	—	MSSR50-ND	.18 1.52	3448-3050
60	—	MSSR60-ND	.20 1.66	3448-3060

3M 891 Series and D89 Series .100" x .100" (2.54mm x 2.54mm) Socket Connectors



These high-quality, standard-performance IDC sockets minimize applied assembly costs without sacrificing reliability. These interconnects also offer the quality and reliability you'd expect from 3M. They have been engineered with a "systems" approach that has a positive impact on your process and product costs. **Physical Specifications:** • Insulation Material: Glass reinforced polyester (PBT) • Flammability Rating: UL94V-0 • Marking: Molded Figures: 3M logo and orientation triangle • Pins: Phosphor bronze • Wire Accommodation: 26AWG solid or stranded, 30AWG solid **891 Series** • Color: Gray • Contact Plating: Wipe Area: 30µ" gold • Underplate: 50µ" nickel, QQ-N-290, Class 2 **D89 Series** • Color: Black • Contact Plating: Wipe area: 10µ" gold • Underplate: 50µ" nickel **Electrical Specifications:** • Current Rating: 1A • Insulation Resistance: >1x10¹⁰Ω @ 500VDC • Withstanding Voltage: 1000VRMS @ Sea Level **Environmental Specifications:** • Operating Temperature: -55°C ~ 105°C • UL File No.: E68080



No. of Contacts	Dim. A Inch (mm)	Digi-Key Part No.	Pricing 1 10	3M Part No.
891 Series, without Center Bump - 30µ" Gold				
10	.68 (17.3)	MSC10A-ND	.79 6.42	89110-0001
14	.88 (22.4)	MSC14A-ND	.81 6.62	89114-0001
16	.98 (24.9)	MSC16A-ND	.84 6.83	89116-0001
20	1.18 (30.0)	MSC20A-ND	.91 7.45	89120-0001
24	1.38 (35.1)	MSC24A-ND	1.20 9.73	89124-0001
26	1.48 (37.6)	MSC26A-ND	1.05 8.49	89126-0001
30	1.68 (42.7)	MSC30A-ND	1.17 9.52	89130-0001
34	1.88 (47.8)	MSC34A-ND	1.17 9.52	89134-0001
40	2.18 (55.4)	MSC40A-ND	1.58 12.83	89140-0001
50	2.68 (68.1)	MSC50A-ND	1.71 13.87	89150-0001
60	3.18 (80.8)	MSC60A-ND	1.76 14.28	89160-0001

No. of Contacts	Dim. A Inch (mm)	Digi-Key Part No.	Pricing 1 10	3M Part No.
891 Series, with Center Bump - 30µ" Gold				
10	.68 (17.3)	MKC10A-ND	.79 6.42	89110-0101
14	.88 (22.4)	MKC14A-ND	.81 6.62	89114-0101
16	.98 (24.9)	MKC16A-ND	.84 6.83	89116-0101
20	1.18 (30.0)	MKC20A-ND	.91 7.45	89120-0101
24	1.38 (35.1)	MKC24A-ND	1.20 9.73	89124-0101
26	1.48 (37.6)	MKC26A-ND	1.05 8.49	89126-0101
30	1.68 (42.7)	MKC30A-ND	1.17 9.52	89130-0101
34	1.88 (47.8)	MKC34A-ND	1.17 9.52	89134-0101
40	2.18 (55.4)	MKC40A-ND	1.58 12.83	89140-0101
50	2.68 (68.1)	MKC50A-ND	1.71 13.87	89150-0101
60	3.18 (80.8)	MKC60A-ND	1.76 14.28	89160-0101

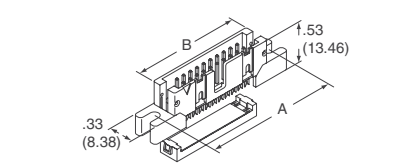
No. of Contacts	Dim. A Inch (mm)	Digi-Key Part No.	Pricing 1 10	3M Part No.
891 Series Strain Reliefs				
10	—	MKSR10-ND	.23 1.87	3448-89110
14	—	MKSR14-ND	.23 1.87	3448-89114
16	—	MKSR16-ND	.23 1.87	3448-89116
20	—	MKSR20-ND	.23 1.87	3448-89120
24	—	MKSR24-ND	.36 2.90	3448-89124
26	—	MKSR26-ND	.23 1.87	3448-89126
30	—	MKSR30-ND	.36 2.90	3448-89130
34	—	MKSR34-ND	.23 1.87	3448-89134
40	—	MKSR40-ND	.23 1.87	3448-89140
50	—	MKSR50-ND	.23 1.87	3448-89150
60	—	MKSR60-ND	.33 2.69	3448-89160

No. of Contacts	Dim. A Inch (mm)	Digi-Key Part No.	Pricing 1 10	3M Part No.
D89 Series, without Center Bump - 10µ" Gold - RoHS Compliant				
10	.68 (17.3)	MSC10E-ND	.29 2.42	D89110-0031HK
14	.88 (22.4)	MSC14E-ND	.41 3.43	D89114-0031HK
16	.98 (24.9)	MSC16E-ND	.39 3.30	D89116-0031HK
20	1.18 (30.0)	MSC20E-ND	.41 3.43	D89120-0031HK
24	1.38 (35.1)	MSC24E-ND	.42 3.56	D89124-0031HK
26	1.48 (37.6)	MSC26E-ND	.42 3.56	D89126-0031HK
30	1.68 (42.7)	MSC30E-ND	.46 3.94	D89130-0031HK
34	1.88 (47.8)	MSC34E-ND	.53 4.45	D89134-0031HK
40	2.18 (55.4)	MSC40E-ND	6.2 5.21	D89140-0031HK
50	2.68 (68.1)	MSC50E-ND	.77 6.48	D89150-0031HK

No. of Contacts	Dim. A Inch (mm)	Digi-Key Part No.	Pricing 1 10	3M Part No.
D89 Series, with Center Bump - 10µ" Gold - RoHS Compliant				
10	.68 (17.3)	MKC10E-ND	.29 2.42	D89110-0131HK
14	.88 (22.4)	MKC14E-ND	.41 3.43	D89114-0131HK
16	.98 (24.9)	MKC16E-ND	.39 3.30	D89116-0131HK
20	1.18 (30.0)	MKC20E-ND	.41 3.43	D89120-0131HK
24	1.38 (35.1)	MKC24E-ND	.42 3.56	D89124-0131HK
26	1.48 (37.6)	MKC26E-ND	.42 3.56	D89126-0131HK
30	1.68 (42.7)	MKC30E-ND	.46 3.94	D89130-0131HK
34	1.88 (47.8)	MKC34E-ND	.53 4.45	D89134-0131HK
40	2.18 (55.4)	MKC40E-ND	6.2 5.21	D89140-0131HK
50	2.68 (68.1)	MKC50E-ND	.77 6.48	D89150-0131HK

No. of Contacts	Dim. A Inch (mm)	Digi-Key Part No.	Pricing 1 10	3M Part No.
D89 Series Strain Reliefs				
10	—	MESR10-ND	.14 1.15	D3448-89110
14	—	MESR14-ND	.14 1.15	D3448-89114
16	—	MESR16-ND	.14 1.15	D3448-89116
20	—	MESR20-ND	.14 1.15	D3448-89120
24	—	MESR24-ND	.14 1.15	D3448-89124
26	—	MESR26-ND	.14 1.15	D3448-89126
30	—	MESR30-ND	.14 1.15	D3448-89130
34	—	MESR34-ND	.14 1.15	D3448-89134
40	—	MESR40-ND	.14 1.15	D3448-89140
50	—	MESR50-ND	.14 1.15	D3448-89150

3M .100" x .100" (2.54mm x 2.54mm) Plug Connectors



Physical Specifications: • Insulation Material: Glass reinforced polyester (PBT) • Flammability Rating: UL94V-0 • Color: Gray • Contact Material: Flat Cable Connectors: Beryllium copper • Latch Eject Headers: Copper alloy • Plating: 30µ" gold • Wire Accommodation: 26 and 28AWG solid or stranded, 30AWG solid **Electrical Specifications:** • Current Rating: 1A • Insulation Resistance: >1x10¹⁰Ω @ 500VDC • Withstanding Voltage: 1000VRMS @ sea level **Environmental Specifications:** • Temperature Rating: -55°C ~ 105°C • UL File No.: E68080; CSA File No.: LR-40971

No. of Cont.	Dimension - Inch (mm)	Digi-Key Part No.	Pricing 1 10	3M Part No.	
With Slotted Mounting Flanges					
10	1.20 (30.48)	.90 (22.86)	MPL10K-ND	2.14 18.04	4610-6050
14	1.40 (35.56)	1.10 (27.94)	MPL14K-ND	2.98 25.03	4614-6000
16	1.50 (38.10)	1.20 (30.48)	MPL16K-ND	3.37 28.34	4616-6000
20	1.70 (43.18)	1.40 (35.56)	MPL20K-ND	3.93 33.03	4620-6000
24	1.90 (48.26)	1.60 (40.64)	MPL24K-ND	4.32 36.34	4624-6000
26	2.00 (50.80)	1.70 (43.18)	MPL26K-ND	4.47 37.61	4626-6000
30	2.20 (55.88)	1.90 (48.26)	MPL30K-ND	4.91 41.29	4630-6000
34	2.40 (60.96)	2.10 (53.34)	MPL34K-ND	5.54 46.63	4634-6000
36	2.50 (63.50)	2.20 (55.88)	MPL36K-ND	5.86 49.30	4636-6000
40	2.70 (68.58)	2.40 (60.96)	MPL40K-ND	6.16 51.71	4640-6000
50	3.20 (81.28)	2.90 (73.66)	MPL50K-ND	6.66 56.03	4650-6000
60	3.70 (93.98)	3.40 (86.36)	MPL60K-ND	7.86 66.07	4660-6000
64	3.90 (99.06)	3.60 (91.44)	MPL64K-ND	8.38 70.52	4664-6000
Without Mounting Flanges					
10	1.20 (30.48)	.90 (22.86)	MPK10K-ND	2.14 18.04	4610-6051
14	1.40 (35.56)	1.10 (27.94)	MPK14K-ND	2.98 25.03	4614-6001

No. of Cont.	Dimension - Inch (mm)	Digi-Key Part No.	Pricing 1 10	3M Part No.	
16	1.50 (38.10)	1.20 (30.48)	MPK16K-ND	3.37 28.34	4616-6001
20	1.70 (43.18)	1.40 (35.56)	MPK20K-ND	3.93 33.03	4620-6001
24	1.90 (48.26)	1.60 (40.64)	MPK24K-ND	4.32 36.34	4624-6001
26	2.00 (50.80)	1.70 (43.18)	MPK26K-ND	4.47 37.61	4626-6001
30	2.20 (55.88)	1.9			