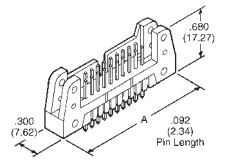


CW INDUSTRIES

Protected Headers

Straight-Lead

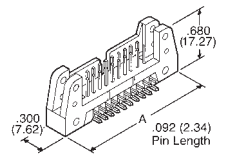
No. of Pins	Dim. A In. (mm)
10	1.26 (32.00)
14	1.46 (37.08)
16	1.56 (39.62)
20	1.76 (44.70)
26	2.06 (52.32)
30	2.26 (57.40)
34	2.46 (62.48)
40	2.76 (70.10)
50	3.26 (82.80)
60	3.76 (95.50)



Lock Ejector Hooks, two required per connector, sold separately

Right-Angle

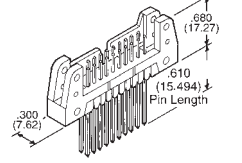
No. of Pins	Dim. A In. (mm)
10	1.26 (32.00)
14	1.46 (37.08)
16	1.56 (39.62)
20	1.76 (44.70)
26	2.06 (52.32)
30	2.26 (57.40)
34	2.46 (62.48)
40	2.76 (70.10)
50	3.26 (82.80)
60	3.76 (95.50)



Lock Ejector Hooks, two required per connector, sold separately

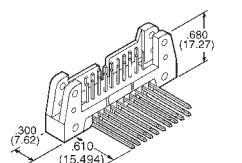
Straight-Lead Wire Wrap

Lock Ejector Hooks, two required per connector, sold separately



Right-Angle Wire Wrap

Lock Ejector Hooks, two required per connector, sold separately



SPECIFICATIONS:
 • **Contacts:** Phosphor bronze, standard • **Contact Plating:** 10µ inch gold (in mating area) over 50µ inch nickel • **Insulator Material:** UL 94V-0 flame-retardant thermoplastic • **Color:** Blue • **Operating Temperature:** -55°C ~ 125°C • **Current Rating:** 1A (maximum) per contact • **Dielectric Withstand Voltage:** greater than 500VDC at sea level • **Insulation Resistance:** greater than 5 x 10⁹Ω • U.S. Defense Department Mil-C-83503/20, 21, approved

No. of Con-tacts	Description	Digi-Key Part No.	1	10	100	1,000
Protected Headers - Gold Finish						
10	Straight-Lead	CHS10G-ND	.81	.62	.48	.34
	Right-Angle	CHR10G-ND	.81	.62	.48	.34
	Straight-Lead WW	CHW10G-ND	1.66	1.27	.97	.70
	Right-Angle WW	CHA10G-ND	1.66	1.27	.97	.70
14	Straight-Lead	CHS14G-ND	1.04	.79	.61	.44
	Right-Angle	CHR14G-ND	1.04	.79	.61	.44
	Straight-Lead WW	CHW14G-ND	2.11	1.61	1.23	.89
	Right-Angle WW	CHA14G-ND	2.11	1.61	1.23	.89
16	Straight-Lead	CHS16G-ND	1.15	.87	.67	.49
	Right-Angle	CHR16G-ND	1.15	.87	.67	.49
	Straight-Lead WW	CHW16G-ND	2.39	1.81	1.39	1.01
	Right-Angle WW	CHA16G-ND	2.39	1.81	1.39	1.01
20	Straight-Lead	CHS20G-ND	1.21	.93	.71	.51
	Right-Angle	CHR20G-ND	1.21	.93	.71	.51
	Straight-Lead WW	CHW20G-ND	2.48	1.88	1.44	1.04
	Right-Angle WW	CHA20G-ND	2.48	1.88	1.44	1.04
26	Straight-Lead	CHS26G-ND	1.49	1.13	.87	.63
	Right-Angle	CHR26G-ND	1.49	1.13	.87	.63
	Straight-Lead WW	CHW26G-ND	2.97	2.26	1.73	1.25
	Right-Angle WW	CHA26G-ND	2.97	2.26	1.73	1.25
34	Straight-Lead	CHS34G-ND	1.78	1.35	1.04	.75
	Right-Angle	CHR34G-ND	1.78	1.35	1.04	.75
	Straight-Lead WW	CHW34G-ND	3.56	2.70	2.07	1.50
	Right-Angle WW	CHA34G-ND	3.56	2.70	2.07	1.50
40	Straight-Lead	CHS40G-ND	2.16	1.64	1.26	.91
	Right-Angle	CHR40G-ND	2.16	1.64	1.26	.91
	Straight-Lead WW	CHW40G-ND	4.34	3.30	2.53	1.83
	Right-Angle WW	CHA40G-ND	4.34	3.30	2.53	1.83
50	Straight-Lead	CHS50G-ND	2.43	1.85	1.42	1.02
	Right-Angle	CHR50G-ND	2.43	1.85	1.42	1.02
	Straight-Lead WW	CHW50G-ND	4.86	3.69	2.83	2.04
	Right-Angle WW	CHA50G-ND	4.86	3.69	2.83	2.04

No. of Con-tacts	Description	Digi-Key Part No.	1	10	100	1,000
60	Straight-Lead ST* (Shrouded)	CHB60G-ND	3.95	3.00	2.30	1.66
	Straight-Lead WW* (Shrouded)	CHC60G-ND	3.95	3.00	2.30	1.66
	Right-Angle ST* (Shrouded)	CHD60G-ND	2.89	2.19	1.68	1.22
	Right-Angle WW* (Shrouded)	CHE60G-ND	3.95	3.00	2.30	1.66
CLKS01-ND Lock Ejector Hooks-Short (2 required per connector) 27/2						
CLKS02-ND Lock Ejector Hooks: Long - with strain relief; (2 required per connector) 27/2						

* Lock ejector hooks included

Tyco Electronics

Authorized Distributor

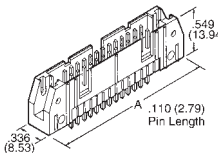
AMP Protected Headers

SPECIFICATIONS:

- **Material and Finish:** Housing and Latches — Black thermo-plastic, 94V-0 rated
- **Contact Finish:** 15µ or 30µ gold on post/pin mating end, 100µ* tin on termination end, with entire contact underplated. 000050 nickel
- **Connectors recognized under component program of Under-writers Laboratories Inc. File No. E28476**
- **Connectors certified by Canadian Standards Association File No. LR16465**
- **.025" (.64mm) Sq. Posts, .240" (6.10mm) Mating Post Length**

Straight-Lead

No. of Pins	Dim. A In. (mm)
10	1.26 (32.00)
14	1.46 (37.08)
16	1.56 (39.62)
20	1.76 (44.70)
24	1.96 (49.78)
26	2.06 (52.32)
30	2.26 (57.40)
34	2.46 (62.48)
40	2.76 (70.10)
50	3.26 (82.80)
60	3.76 (95.50)
64	3.96 (100.58)



Lock Ejector Hooks, two required per connector, sold separately

No. of Con-tacts	Cont. Plat.	Post Length Inch (mm)	Digi-Key Part No.	Price Each 1	10	AMP Part No.
Pin Header without Latches						
20	30µ*	.155 (3.94)	AHJ20K-ND	1.91	1.73	102156-4
30	15µ*	.110 (2.79)	AHS30G-ND	3.29	2.96	102153-7
Pin Header Without Latches — RoHS Compliant						
10	15µ*	.110 (2.79)	AHS10H-ND	.76	.69	5102153-1
	30µ*	.110 (2.79)	AHS10L-ND	.87	.79	5102154-1
	15µ*	.155 (3.94)	AHJ10H-ND	.87	.79	5102155-1
14	15µ*	.110 (2.79)	AHS14H-ND	1.05	.95	5102153-2
	30µ*	.110 (2.79)	AHS14L-ND	1.13	1.02	5102154-2
	15µ*	.155 (3.94)	AHJ14H-ND	1.20	1.08	5102153-3
16	15µ*	.110 (2.79)	AHS16H-ND	1.38	1.24	5102154-3
	30µ*	.110 (2.79)	AHS16L-ND	1.38	1.24	5102155-3
	15µ*	.155 (3.94)	AHJ16H-ND	2.04	1.70	5102156-3
20	15µ*	.110 (2.79)	AHS20H-ND	1.49	1.34	5102153-4
	30µ*	.110 (2.79)	AHS20L-ND	1.63	1.47	5102154-4
	30µ*	.155 (3.94)	AHJ20L-ND	2.48	2.24	5102156-4
24	15µ*	.110 (2.79)	AHS24H-ND	1.74	1.57	5102153-5
	30µ*	.110 (2.79)	AHS24L-ND	1.92	1.73	5102154-5
	30µ*	.155 (3.94)	AHJ24L-ND	2.11	1.90	5102156-5
26	15µ*	.110 (2.79)	AHS26H-ND	1.89	1.70	5102153-6
	30µ*	.110 (2.79)	AHS26L-ND	2.00	1.80	5102154-6
	30µ*	.155 (3.94)	AHJ26H-ND	2.29	2.07	5102155-6
30	15µ*	.110 (2.79)	AHS30H-ND	2.98	2.68	5102153-7
	30µ*	.110 (2.79)	AHS30L-ND	3.48	3.13	5102154-7
	15µ*	.110 (2.79)	AHS34H-ND	2.99	2.70	5102153-8
34	15µ*	.110 (2.79)	AHS34L-ND	2.46	2.22	5102154-8
	15µ*	.155 (3.94)	AHJ34H-ND	2.46	2.22	5102155-8
	30µ*	.155 (3.94)	AHJ34L-ND	2.61	2.35	5102156-8
40	15µ*	.110 (2.79)	AHS40H-ND	2.75	2.48	5102153-9
	30µ*	.110 (2.79)	AHS40L-ND	2.82	2.55	5102154-9
	15µ*	.155 (3.94)	AHJ40H-ND	3.26	2.93	5102155-9
50	15µ*	.110 (2.79)	AHS50H-ND	3.26	2.94	1-5102153-0
	30µ*	.110 (2.79)	AHS50L-ND	3.33	3.01	1-5102154-0
	15µ*	.155 (3.94)	AHJ50H-ND	3.83	3.46	1-5102155-0
60	15µ*	.110 (2.79)	AHS60H-ND	3.64	3.28	1-5102156-0
	30µ*	.110 (2.79)	AHS60L-ND	3.88	3.49	1-5102154-1
	30µ*	.155 (3.94)	AHJ60L-ND	4.66	4.20	1-5102156-1
64	15µ*	.110 (2.79)	AHS64H-ND	4.29	3.87	1-5102153-2
	30µ*	.110 (2.79)	AHS64L-ND	3.96	3.57	1-5102154-2
	15µ*	.155 (3.94)	AHJ64H-ND	6.12	5.51	1-5102155-2
30µ*	.155 (3.94)	AHJ64L-ND	4.14	3.73	1-5102156-2	
Pin Header with ACTION PIN Contacts						
34	30µ*	.174 (4.42)	AHA34A-ND	4.12	3.71	499582-8

No. of Con-tacts	Cont. Plat.	Post Length Inch (mm)	Digi-Key Part No.	Price Each 1	10	AMP Part No.
Pin Header with ACTION PIN Contacts — RoHS Compliant						
10	30µ*	.174 (4.42)	AHA10B-ND	1.38	1.24	1658694-6
14	30µ*	.174 (4.42)	AHA14B-ND	1.89	1.70	1658694-7
16	30µ*	.174 (4.42)	AHA16B-ND	2.11	1.90	1658694-8
20	30µ*	.174 (4.42)	AHA20B-ND	2.46	2.22	1658694-9
24	30µ*	.174 (4.42)	AHA24B-ND	2.97	2.68	1658694-9
26	30µ*	.174 (4.42)	AHA26B-ND	3.11	2.81	1658694-2
30	30µ*	.174 (4.42)	AHA30B-ND	3.51	3.17	1-1658694-0
34	30µ*	.174 (4.42)	AHA34B-ND	3.83	3.45	1-1658694-1
40	30µ*	.174 (4.42)	AHA40B-ND	4.23	3.81	1-1658694-3
64	30µ*	.174 (4.42)	AHA64B-ND	6.43	5.79	1658694-5
Pin Header with Short Latches						
26	30µ*	.155 (3.94)	AHG26A-ND	3.95	3.56	499374-6
Pin Header with Short Latches — RoHS Compliant						
10	15µ*	.110 (2.79)	AHE10H-ND	1.27	1.15	5499910-1
	30µ*	.110 (2.79)	AHE10B-ND	1.34	1.21	5499160-1
	30µ*	.155 (3.94)	AHG10B-ND	1.54	1.39	5499374-1
14	15µ*	.110 (2.79)	AHE14H-ND	1.74	1.57	5499910-2
	30µ*	.155 (3.94)	AHG14B-ND	3.32	2.99	5499374-2
16	15µ*	.110 (2.79)	AHE16H-ND	1.92	1.73	5499910-3
	30µ*	.110 (2.79)	AHE16B-ND	2.07	1.86	5499160-3
15µ*	.110 (2.79)	AHE20H-ND	2.35	2.12	5499910-4	
	30µ*	.110 (2.79)	AHE20B-ND	4.79	4.32	5499160-4
30µ*	.155 (3.94)	AHG20B-ND	4.45	4.01	5499374-4	
	24	15µ*	.110 (2.79)	AHE24H-ND	2.72	2.45
30µ*		.155 (3.94)	AHG24B-ND	2.97	2.68	5499374-5
26	15µ*	.110 (2.79)	AHE26H-ND	2.90	2.61	5499910-6
	30µ*	.110 (2.79)	AHE26B-ND	3.11	2.81	5499160-6
30µ*	.155 (3.94)	AHG26B-ND	3.59	3.23	5499374-6	
	30	15µ*	.110 (2.79)	AHE30H-ND	5.14	4.63
15µ*		.110 (2.79)	AHE34H-ND	3.59	3.23	5499910-8
	34	15µ*	.110 (2.79)	AHE34B-ND	3.88	3.49
30µ*		.155 (3.94)	AHG34B-ND	4.46	4.02	5499374-8
	15µ*	.110 (2.79)	AHE40H-ND	4.12	3.71	5499910-9
40		15µ*	.110 (2.79)	AHE40B-ND	4.49	4.04
	30µ*	.155 (3.94)	AHG40B-ND	6.90	6.22	5499374-9
15µ*		.110 (2.79)	AHE50H-ND	4.99	4.49	1-5499910-0
	30µ*	.110 (2.79)	AHE50B-ND	5.42	4.89	1-5499160-0
30µ*		.155 (3.94)				