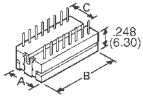


# CW INDUSTRIES

## DIP Connectors



No. of Pins	Dimensions - Inch (mm)		
	A	B	C
14	.42(10.67)	.754(19.15)	.300(7.62)
16	.42(10.67)	.854(21.69)	.300(7.62)
24	.72(18.29)	1.264(32.21)	.600(15.24)
40	.72(18.29)	2.067(52.50)	.600(15.24)

**Specifications:** • **Contacts:** phosphor bronze • **Insulator Material:** UL 94V 0 retardant glass-filled thermoplastic • **Strain Relief Strap Material:** Tin-plated steel • **Color:** Blue • **Operating Temperature:** -55°C - 125°C • **Current Rating:** 1A (maximum) per contact • **Dielectric Withstand Voltage:** Greater than 500Vdc at sea level • **Insulation Resistance:** Greater than 5 x 10<sup>10</sup>Ω • **Mates with standard Dip socket with:** .100" x .300" or .100" x .600" (2.54mm x 7.62mm or 2.54mm x 15.24mm) contact spacing

No. of Cont.	Contact Finish	Digi-Key Part No.	Pricing			
			1	10	100	1,000
<b>DIP Connectors — .175"(.44mm) Pin Length</b>						
14	Gold	CDP14G-ND	1.29	9.73	74.49	537.97
	Tin	CDP14S-ND	1.04	7.85	60.11	434.15
16	Gold	CDP16G-ND	1.37	10.41	79.71	575.72
	Tin	CDP16S-ND	1.10	8.36	64.03	462.46
24	Gold	CDP24G-ND	2.25	17.06	130.68	943.80
	Tin	CDP24S-ND	1.82	13.82	105.85	764.48
	Tin-Lead	CDP24T-ND	1.82	13.82	105.85	764.48
40	Gold	CDP40G-ND	3.24	24.57	188.18	1359.07
	Tin	CDP40S-ND	2.61	19.79	151.59	1094.81
<b>Strain Relief Straps For DIP Connectors — RoHS Compliant</b>						
14	—	CDSR14-ND	.14	1.02	7.84	56.63
16	—	CDSR16-ND	.16	1.20	9.15	66.07
24	—	CDSR24-ND	.20	1.54	11.76	84.94
40	—	CDSR40-ND	.23	1.71	13.07	94.38

• RoHS Compliant

## DIP Cable Assemblies




### Single Ended Style 2

\* MC = Multi Color, GR = Gray

Dip connector without strain relief shown.

Pin #1 on connector is connected to 2nd conductor on cable



No. of Cont.	Cont. Finish	Length In.(cm)	Ribbon Cable*	Digi-Key Part No.	Pricing	
					1	10
14	Gold	6(15.24)	MC	C2PXG-1406M-ND	1.72	13.04
	Tin	6(15.24)	MC	C2PXS-1406M-ND	1.47	11.16
	Gold	6(15.24)	GR	C2PXG-1406G-ND	1.41	10.70
	Tin	6(15.24)	GR	C2PXS-1406G-ND	1.16	8.82
	Gold	18(45.72)	MC	C2PXG-1418M-ND	2.59	19.66
	Tin	18(45.72)	MC	C2PXS-1418M-ND	2.34	17.78
	Gold	18(45.72)	GR	C2PXG-1418G-ND	1.67	12.65
	Tin	18(45.72)	GR	C2PXS-1418G-ND	1.42	10.77
	Gold	36(91.44)	MC	C2PXG-1436M-ND	3.91	29.59
	Tin	36(91.44)	MC	C2PXS-1436M-ND	3.66	27.71
	Gold	36(91.44)	GR	C2PXG-1436G-ND	2.05	15.57
	Tin	36(91.44)	GR	C2PXS-1436G-ND	1.81	13.69
16	Gold	6(15.24)	MC	C2PXG-1606M-ND	1.84	13.94
	Tin	6(15.24)	MC	C2PXS-1606M-ND	1.57	11.89
	Gold	6(15.24)	GR	C2PXG-1606G-ND	1.52	11.51
	Tin	6(15.24)	GR	C2PXS-1606G-ND	1.25	9.47
	Gold	18(45.72)	MC	C2PXG-1618M-ND	2.77	21.00
	Tin	18(45.72)	MC	C2PXS-1618M-ND	2.50	18.96
	Gold	18(45.72)	GR	C2PXG-1618G-ND	1.82	13.74
	Tin	18(45.72)	GR	C2PXS-1618G-ND	1.54	11.69
	Gold	36(91.44)	MC	C2PXG-1636M-ND	4.17	31.60
	Tin	36(91.44)	MC	C2PXS-1636M-ND	3.90	29.55
	Gold	36(91.44)	GR	C2PXG-1636G-ND	2.25	17.07
	Tin	36(91.44)	GR	C2PXS-1636G-ND	1.98	15.02
24	Gold	6(15.24)	MC	C2PXG-2406M-ND	2.98	22.58
	Tin	6(15.24)	MC	C2PXS-2406M-ND	2.55	19.34
	Gold	6(15.24)	GR	C2PXG-2406G-ND	2.45	18.54
	Tin	6(15.24)	GR	C2PXS-2406G-ND	2.02	15.30
	Gold	18(45.72)	MC	C2PXG-2418M-ND	4.44	33.61
	Tin	18(45.72)	MC	C2PXS-2418M-ND	4.01	30.38
	Gold	18(45.72)	GR	C2PXG-2418G-ND	2.84	21.50
	Tin	18(45.72)	GR	C2PXS-2418G-ND	2.41	18.26
	Gold	36(91.44)	MC	C2PXG-2436M-ND	6.62	50.17
	Tin	36(91.44)	MC	C2PXS-2436M-ND	6.19	46.93
	Gold	36(91.44)	GR	C2PXG-2436G-ND	3.42	25.95
	Tin	36(91.44)	GR	C2PXS-2436G-ND	3.00	22.70
40	Gold	6(15.24)	MC	C2PXG-4006M-ND	4.41	33.40
	Tin	6(15.24)	MC	C2PXS-4006M-ND	3.78	28.62
	Gold	6(15.24)	GR	C2PXG-4006G-ND	3.63	27.50
	Tin	6(15.24)	GR	C2PXS-4006G-ND	3.00	22.72
	Gold	18(45.72)	MC	C2PXG-4018M-ND	6.74	51.05
	Tin	18(45.72)	MC	C2PXS-4018M-ND	6.11	46.28
	Gold	18(45.72)	GR	C2PXG-4018G-ND	4.40	33.37
	Tin	18(45.72)	GR	C2PXS-4018G-ND	3.77	28.59
	Gold	36(91.44)	MC	C2PXG-4036M-ND	10.23	77.54
	Tin	36(91.44)	MC	C2PXS-4036M-ND	9.60	72.77
	Gold	36(91.44)	GR	C2PXG-4036G-ND	5.56	42.17
	Tin	36(91.44)	GR	C2PXS-4036G-ND	4.93	37.39


Also available in the following version: C2RX□□□□□-ND — Dip Connector with Strain Relief Strap. Call for complete part number and pricing!

### Single Ended Style 4

\* MC = Multi Color, GR = Gray

Dip connector without strain relief shown.

Pin #1 on connector is connected to 2nd conductor on cable



No. of Cont.	Cont. Finish	Length In.(cm)	Ribbon Cable*	Digi-Key Part No.	Pricing	
					1	10
14	Gold	6(15.24)	MC	C4PXG-1406M-ND	1.72	13.04
	Tin	6(15.24)	MC	C4PXS-1406M-ND	1.47	11.16
	Gold	6(15.24)	GR	C4PXG-1406G-ND	1.41	10.70
	Tin	6(15.24)	GR	C4PXS-1406G-ND	1.16	8.82
	Gold	18(45.72)	MC	C4PXG-1418M-ND	2.59	19.66
	Tin	18(45.72)	MC	C4PXS-1418M-ND	2.34	17.78
	Gold	18(45.72)	GR	C4PXG-1418G-ND	1.67	12.65
	Tin	18(45.72)	GR	C4PXS-1418G-ND	1.42	10.77
	Gold	36(91.44)	MC	C4PXG-1436M-ND	3.91	29.59
	Tin	36(91.44)	MC	C4PXS-1436M-ND	3.66	27.71
	Gold	36(91.44)	GR	C4PXG-1436G-ND	2.05	15.57
	Tin	36(91.44)	GR	C4PXS-1436G-ND	1.81	13.69
16	Gold	6(15.24)	MC	C4PXG-1606M-ND	1.84	13.94
	Tin	6(15.24)	MC	C4PXS-1606M-ND	1.57	11.89
	Gold	6(15.24)	GR	C4PXG-1606G-ND	1.52	11.51
	Tin	6(15.24)	GR	C4PXS-1606G-ND	1.25	9.47
	Gold	18(45.72)	MC	C4PXG-1618M-ND	2.77	21.00
	Tin	18(45.72)	MC	C4PXS-1618M-ND	2.50	18.96
	Gold	18(45.72)	GR	C4PXG-1618G-ND	1.82	13.74
	Tin	18(45.72)	GR	C4PXS-1618G-ND	1.54	11.69
	Gold	36(91.44)	MC	C4PXG-1636M-ND	4.17	31.60
	Tin	36(91.44)	MC	C4PXS-1636M-ND	3.90	29.55
	Gold	36(91.44)	GR	C4PXG-1636G-ND	2.25	17.07
	Tin	36(91.44)	GR	C4PXS-1636G-ND	1.98	15.02
24	Gold	6(15.24)	MC	C4PXG-2406M-ND	2.98	22.58
	Tin	6(15.24)	MC	C4PXS-2406M-ND	2.55	19.34
	Gold	6(15.24)	GR	C4PXG-2406G-ND	2.45	18.54
	Tin	6(15.24)	GR	C4PXS-2406G-ND	2.02	15.30
	Gold	18(45.72)	MC	C4PXG-2418M-ND	4.44	33.61
	Tin	18(45.72)	MC	C4PXS-2418M-ND	4.01	30.38
	Gold	18(45.72)	GR	C4PXG-2418G-ND	2.84	21.50
	Tin	18(45.72)	GR	C4PXS-2418G-ND	2.41	18.26
	Gold	36(91.44)	MC	C4PXG-2436M-ND	6.62	50.17
	Tin	36(91.44)	MC	C4PXS-2436M-ND	6.19	46.93
	Gold	36(91.44)	GR	C4PXG-2436G-ND	3.42	25.95
	Tin	36(91.44)	GR	C4PXS-2436G-ND	3.00	22.70
40	Gold	6(15.24)	MC	C4PXG-4006M-ND	4.41	33.40
	Tin	6(15.24)	MC	C4PXS-4006M-ND	3.78	28.62
	Gold	6(15.24)	GR	C4PXG-4006G-ND	3.63	27.50
	Tin	6(15.24)	GR	C4PXS-4006G-ND	3.00	22.72
	Gold	18(45.72)	MC	C4PXG-4018M-ND	6.74	51.05
	Tin	18(45.72)	MC	C4PXS-4018M-ND	6.11	46.28
	Gold	18(45.72)	GR	C4PXG-4018G-ND	4.40	33.37
	Tin	18(45.72)	GR	C4PXS-4018G-ND	3.77	28.59
	Gold	36(91.44)	MC	C4PXG-4036M-ND	10.23	77.54
	Tin	36(91.44)	MC	C4PXS-4036M-ND	9.60	72.77
	Gold	36(91.44)	GR	C4PXG-4036G-ND	5.56	42.17
	Tin	36(91.44)	GR	C4PXS-4036G-ND	4.93	37.39


Also available in the following version: C4RX□□□□□-ND — Dip Connector with Strain Relief Strap. Call for complete part number and pricing!

### Double Ended Style 6

\* MC = Multi Color, GR = Gray

Dip connector without strain relief shown.

Pin #1 on connector is connected to 2nd conductor on cable



No. of Cont.	Cont. Finish	Length In.(cm)	Ribbon Cable*	Digi-Key Part No.	Pricing	
					1	10
14	Gold	6(15.24)	MC	C6PPG-1406M-ND	3.01	22.76
	Tin	6(15.24)	MC	C6PPS-1406M-ND	2.50	19.01
	Gold	6(15.24)	GR	C6PPG-1406G-ND	2.69	20.42
	Tin	6(15.24)	GR	C6PPS-1406G-ND	2.20	16.67
	Gold	18(45.72)	MC	C6PPG-1418M-ND	3.88	29.38
	Tin	18(45.72)	MC	C6PPS-1418M-ND	3.38	25.63
	Gold	18(45.72)	GR	C6PPG-1418G-ND	2.95	22.37
	Tin	18(45.72)	GR	C6PPS-1418G-ND	2.45	18.61
	Gold	36(91.44)	MC	C6PPG-1436M-ND	5.18	39.31
	Tin	36(91.44)	MC	C6PPS-1436M-ND	4.69	35.56
	Gold	36(91.44)	GR	C6PPG-1436G-ND	3.34	25.29
	Tin	36(91.44)	GR	C6PPS-1436G-ND	2.84	21.54
16	Gold	6(15.24)	MC	C6PPG-1606M-ND	3.21	24.34
	Tin	6(15.24)	MC	C6PPS-1606M-ND	2.67	20.25
	Gold	6(15.24)	GR	C6PPG-1606G-ND	2.89	21.93
	Tin	6(15.24)	GR	C6PPS-1606G-ND	2.35	17.83
	Gold	18(45.72)	MC	C6PPG-1618M-ND	4.15	31.41
	Tin	18(45.72)	MC	C6PPS-1618M-ND	3.60	27.31
	Gold	18(45.72)	GR	C6PPG-1618G-ND	3.19	24.15
	Tin	18(45.72)	GR	C6PPS-1618G-ND	2.64	20.05
	Gold	36(91.44)	MC	C6PPG-1636M-ND	5.54	42.01
	Tin	36(91.44)	MC	C6PPS-1636M-ND	5.00	37.91
	Gold	36(91.44)	GR	C6PPG-1636G-ND	3.62	27.48
	Tin	36(91.44)	GR	C6PPS-1636G-ND	3.09	23.38
24	Gold	6(15.24)	MC	C6PPG-2406M-ND	5.23	39.64
	Tin	6(15.24)	MC	C6PPS-2406M-ND	4.37	33.16