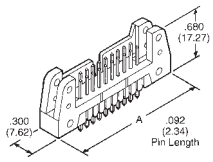


CW INDUSTRIES

Protected Headers

Straight-Lead

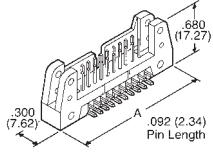
No. of Pins	Dim. A In. (mm)
10	1.26 (32.00)
14	1.46 (37.08)
16	1.56 (39.62)
20	1.76 (44.70)
26	2.06 (52.32)
34	2.46 (62.48)
40	2.76 (70.10)
50	3.26 (82.80)
60	3.76 (95.50)



Lock Ejector Hooks, two required per connector, sold separately

Right-Angle

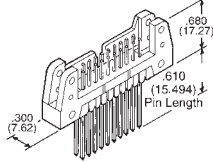
No. of Pins	Dim. A In. (mm)
10	1.26 (32.00)
14	1.46 (37.08)
16	1.56 (39.62)
20	1.76 (44.70)
26	2.06 (52.32)
34	2.46 (62.48)
40	2.76 (70.10)
50	3.26 (82.80)
60	3.76 (95.50)



Lock Ejector Hooks, two required per connector, sold separately

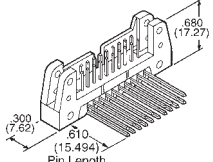
Straight-Lead Wire Wrap

Lock Ejector Hooks, two required per connector, sold separately



Right-Angle Wire Wrap

Lock Ejector Hooks, two required per connector, sold separately



SPECIFICATIONS:
 • **Contacts:** Phosphor bronze, standard • **Contact Plating:** 10µ inch gold (in mating area) over 50µ inch nickel • **Insulator Material:** UL 94V-0 flame-retardant thermoplastic • **Color:** Blue • **Operating Temperature:** -55°C ~ 125°C • **Current Rating:** 1A (maximum) per contact • **Dielectric Withstand Voltage:** greater than 500VDC at sea level • **Insulation Resistance:** greater than 5 x 10⁹Ω • U.S. Defense Department Mil-C-83503/20, 21, approved

No. of Con-tacts	Description	Digi-Key Part No.	1	10	100	1,000
Protected Headers - Gold Finish						
10	Straight-Lead	CHS10G-ND	1.12	.85	.65	.47
	Right-Angle	CHR10G-ND	1.12	.85	.65	.47
	Straight-Lead WW	CHW10G-ND	2.29	1.74	1.34	.97
	Right-Angle WW	CHR10G-ND	2.29	1.74	1.34	.97
14	Straight-Lead	CHS14G-ND	1.43	1.09	.83	.60
	Right-Angle	CHR14G-ND	1.43	1.09	.83	.60
	Straight-Lead WW	CHW14G-ND	2.91	2.21	1.70	1.23
	Right-Angle WW	CHR14G-ND	2.91	2.21	1.70	1.23
16	Straight-Lead	CHS16G-ND	1.58	1.20	.92	.67
	Right-Angle	CHR16G-ND	1.58	1.20	.92	.67
	Straight-Lead WW	CHW16G-ND	3.29	2.50	1.91	1.38
	Right-Angle WW	CHR16G-ND	3.29	2.50	1.91	1.38
20	Straight-Lead	CHS20G-ND	1.67	1.27	.98	.71
	Right-Angle	CHR20G-ND	1.67	1.27	.98	.71
	Straight-Lead WW	CHW20G-ND	3.41	2.59	1.98	1.43
	Right-Angle WW	CHR20G-ND	3.41	2.59	1.98	1.43
26	Straight-Lead	CHS26G-ND	2.05	1.56	1.19	.86
	Right-Angle	CHR26G-ND	2.05	1.56	1.19	.86
	Straight-Lead WW	CHW26G-ND	4.09	3.11	2.38	1.72
	Right-Angle WW	CHR26G-ND	4.09	3.11	2.38	1.72
34	Straight-Lead	CHS34G-ND	2.45	1.86	1.43	1.03
	Right-Angle	CHR34G-ND	2.45	1.86	1.43	1.03
	Straight-Lead WW	CHW34G-ND	4.90	3.72	2.85	2.06
	Right-Angle WW	CHR34G-ND	4.90	3.72	2.85	2.06
40	Straight-Lead	CHS40G-ND	2.98	2.26	1.73	1.25
	Right-Angle	CHR40G-ND	2.98	2.26	1.73	1.25
	Straight-Lead WW	CHW40G-ND	5.98	4.54	3.48	2.51
	Right-Angle WW	CHR40G-ND	5.98	4.54	3.48	2.51
50	Straight-Lead	CHS50G-ND	3.35	2.54	1.95	1.41
	Right-Angle	CHR50G-ND	3.35	2.54	1.95	1.41
	Straight-Lead WW	CHW50G-ND	6.70	5.08	3.89	2.81
	Right-Angle WW	CHR50G-ND	6.70	5.08	3.89	2.81

No. of Con-tacts	Description	Digi-Key Part No.	1	10	100	1,000
60	Straight-Lead ST* (Shrouded)	CHB60G-ND	5.44	4.13	3.16	2.29
	Straight-Lead WW* (Shrouded)	CHC60G-ND	5.44	4.13	3.16	2.29
	Right-Angle ST* (Shrouded)	CHD60G-ND	3.98	3.02	2.32	1.67
	Right-Angle WW* (Shrouded)	CHE60G-ND	5.44	4.13	3.16	2.29
CLKS01-ND Lock Ejector Hooks-Short (2 required per connector)... \$37/2						
CLKS02-ND Lock Ejector Hooks: Long - with strain relief; (2 required per connector)... \$37/2						

* Lock ejector hooks included

Tyco Electronics

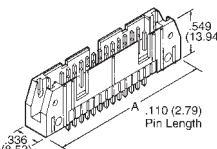
Authorized Distributor

AMP Protected Headers

SPECIFICATIONS:
 • **Material and Finish:** Housing and Latches — Black thermo-plastic, 94V-0 rated
 • **Contact Finish:** 15µ or 30µ gold on post/pin mating end, 100µ* tin on termination end, with entire contact underplated. 000050 nickel
 • **Connectors recognized under component program of Under-writers Laboratories Inc. File No. E28476**
 • **Connectors certified by Canadian Standards Association File No. LR16465**
 • **.025" (64mm) Sq. Posts, .240" (6.10mm) Mating Post Length**

Straight-Lead

No. of Pins	Dim. A In. (mm)
10	1.26 (32.00)
14	1.46 (37.08)
16	1.56 (39.62)
20	1.76 (44.70)
24	1.96 (49.78)
26	2.06 (52.32)
30	2.26 (57.40)
34	2.46 (62.48)
40	2.76 (70.10)
50	3.26 (82.80)
60	3.76 (95.50)
64	3.96 (100.58)



Lock Ejector Hooks, two required per connector, sold separately

No. of Con-tacts	Cont. Plat.	Post Length Inch (mm)	Digi-Key Part No.	Price Each 1	10	AMP Part No.
Pin Header without Latches						
20	30µ*	.155 (3.94)	AHJ20K-ND	2.63	2.37	102156-4
30	15µ*	.110 (2.79)	AHS30G-ND	4.53	4.08	102153-7
Pin Header Without Latches — RoHS Compliant						
10	15µ*	.110 (2.79)	AHS10H-ND	1.05	.95	5102153-1
	30µ*	.110 (2.79)	AHS10L-ND	1.20	1.08	5102154-1
	15µ*	.155 (3.94)	AHJ10H-ND	1.20	1.08	5102155-1
14	15µ*	.110 (2.79)	AHS14H-ND	1.45	1.31	5102153-2
	30µ*	.110 (2.79)	AHS14L-ND	1.55	1.40	5102154-2
	15µ*	.155 (3.94)	AHJ14H-ND	1.65	1.49	5102153-3
16	15µ*	.110 (2.79)	AHS16H-ND	1.90	1.71	5102154-3
	30µ*	.110 (2.79)	AHJ16H-ND	1.90	1.71	5102155-3
	15µ*	.155 (3.94)	AHJ16L-ND	2.81	2.34	5102156-3
20	15µ*	.110 (2.79)	AHS20H-ND	2.05	1.85	5102153-4
	30µ*	.110 (2.79)	AHS20L-ND	2.25	2.03	5102154-4
	15µ*	.155 (3.94)	AHJ20L-ND	3.42	3.08	5102156-4
24	15µ*	.110 (2.79)	AHS24H-ND	2.40	2.16	5102153-5
	30µ*	.110 (2.79)	AHS24L-ND	2.65	2.39	5102154-5
	15µ*	.155 (3.94)	AHJ24L-ND	2.90	2.61	5102156-5
26	15µ*	.110 (2.79)	AHS26H-ND	2.60	2.34	5102153-6
	30µ*	.110 (2.79)	AHS26L-ND	2.75	2.48	5102154-6
	15µ*	.155 (3.94)	AHJ26H-ND	3.16	2.85	5102155-6
30	15µ*	.110 (2.79)	AHS30H-ND	4.10	3.70	5102153-7
	30µ*	.110 (2.79)	AHS30L-ND	4.79	4.32	5102154-7
	15µ*	.155 (3.94)	AHJ34H-ND	4.12	3.71	5102153-8
34	15µ*	.110 (2.79)	AHS34L-ND	3.39	3.06	5102154-8
	30µ*	.155 (3.94)	AHJ34H-ND	3.39	3.06	5102155-8
	15µ*	.155 (3.94)	AHJ34L-ND	3.59	3.24	5102156-8
40	15µ*	.110 (2.79)	AHS40H-ND	3.79	3.42	5102153-9
	30µ*	.110 (2.79)	AHS40L-ND	3.89	3.51	5102154-9
	15µ*	.155 (3.94)	AHJ40H-ND	4.48	4.03	5102155-9
50	15µ*	.110 (2.79)	AHS50H-ND	4.49	4.05	1-5102153-0
	30µ*	.110 (2.79)	AHS50L-ND	4.59	4.14	1-5102154-0
	15µ*	.155 (3.94)	AHJ50H-ND	5.28	4.76	1-5102155-0
60	15µ*	.110 (2.79)	AHS60L-ND	5.01	4.51	1-5102156-0
	30µ*	.110 (2.79)	AHS60L-ND	5.34	4.81	1-5102154-1
	15µ*	.155 (3.94)	AHJ60L-ND	6.42	5.78	1-5102156-1
64	15µ*	.110 (2.79)	AHS64H-ND	5.91	5.32	1-5102153-2
	30µ*	.110 (2.79)	AHS64L-ND	5.46	4.92	1-5102154-2
	15µ*	.155 (3.94)	AHJ64H-ND	8.43	7.59	1-5102155-2
Pin Header with ACTION PIN Contacts						
34	30µ*	.174 (4.42)	AHA34A-ND	5.67	5.11	499582-8

No. of Con-tacts	Cont. Plat.	Post Length Inch (mm)	Digi-Key Part No.	Price Each 1	10	AMP Part No.
Pin Header with ACTION PIN Contacts						
RoHS Compliant						
10	30µ*	.174 (4.42)	AHA10B-ND	1.90	1.71	1658694-6
14	30µ*	.174 (4.42)	AHA14B-ND	2.60	2.34	1658694-7
16	30µ*	.174 (4.42)	AHA16B-ND	2.90	2.61	1658694-8
20	30µ*	.174 (4.42)	AHA20B-ND	3.39	3.06	1658694-1
24	30µ*	.174 (4.42)	AHA24B-ND	4.09	3.69	1658694-9
26	30µ*	.174 (4.42)	AHA26B-ND	4.29	3.87	1658694-2
30	30µ*	.174 (4.42)	AHA30B-ND	4.84	4.36	1-1658694-0
34	30µ*	.174 (4.42)	AHA34B-ND	5.28	4.76	1-1658694-1
40	30µ*	.174 (4.42)	AHA40B-ND	5.82	5.24	1-1658694-3
64	30µ*	.174 (4.42)	AHA64B-ND	8.85	7.97	1658694-5
Pin Header with Short Latches						
26	30µ*	.155 (3.94)	AHG26A-ND	5.44	4.90	499374-6
Pin Header with Short Latches — RoHS Compliant						
10	15µ*	.110 (2.79)	AHE10H-ND	1.75	1.58	5499910-1
	30µ*	.110 (2.79)	AHE10B-ND	1.85	1.67	5499160-1
	30µ*	.155 (3.94)	AHG10B-ND	2.12	1.92	5499374-1
14	15µ*	.110 (2.79)	AHE14H-ND	2.40	2.16	5499910-2
	30µ*	.155 (3.94)	AHG14B-ND	4.57	4.12	5499374-2
16	15µ*	.110 (2.79)	AHE16H-ND	2.65	2.39	5499910-3
	30µ*	.110 (2.79)	AHE16B-ND	2.85	2.57	5499160-3
15µ*	.110 (2.79)	AHE20H-ND	3.24	2.92	5499910-4	
	30µ*	.110 (2.79)	AHE20B-ND	6.60	5.94	5499160-4
	30µ*	.155 (3.94)	AHG20B-ND	6.13	5.52	5499374-4
24	15µ*	.110 (2.79)	AHE24H-ND	3.74	3.37	5499910-5
	30µ*	.155 (3.94)	AHG24B-ND	4.09	3.69	5499374-5
26	15µ*	.110 (2.79)	AHE26H-ND	3.99	3.60	5499910-6
	30µ*	.110 (2.79)	AHE26B-ND	4.29	3.87	5499160-6
	30µ*	.155 (3.94)	AHG26B-ND	4.94	4.45	5499374-6
30	15µ*	.110 (2.79)	AHE30H-ND	7.08	6.37	5499910-7
15µ*	.110 (2.79)	AHE34H-ND	4.94	4.45	5499910-8	
	30µ*	.110 (2.79)	AHE34B-ND	5.34	4.81	5499160-8
	30µ*	.155 (3.94)	AHG34B-ND	6.15	5.54	5499374-8
15µ*	.110 (2.79)	AHE40H-ND	5.67	5.11	5499910-9	
	30µ*	.110 (2.79)	AHE40B-ND	6.18	5.57	5499160-9
	30µ*	.155 (3.94)	AHG40B-ND	9.51	8.56	5499374-9
15µ*	.110 (2.79)	AHE50H-ND	6.87	6.19	1-5499910-0	
	30µ*	.110 (2.79)	AHE50B-ND	7.47	6.73	1-5499160-0
	30µ*	.155 (3.94)	AHG50B-ND	7.47	6.73	1-5499374-0
Pin Header with Long Latches						
60	30µ*	.155 (3.94)	AHL60A-ND	14.58	13.13	