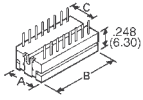


CW INDUSTRIES

DIP Connectors



No. of Pins	Dimensions - Inch (mm)		
	A	B	C
14	.42(10.67)	.754(19.15)	.300(7.62)
16	.42(10.67)	.854(21.69)	.300(7.62)
24	.72(18.29)	1.264(32.21)	.600(15.24)
40	.72(18.29)	2.067(52.50)	.600(15.24)

Specifications: • **Contacts:** phosphor bronze • **Insulator Material:** UL 94V 0 retardant glass-filled thermoplastic • **Strain Relief Strap Material:** Tin-plated steel • **Color:** Blue • **Operating Temperature:** -55°C - 125°C • **Current Rating:** 1A (maximum) per contact • **Dielectric Withstand Voltage:** Greater than 500Vdc at sea level • **Insulation Resistance:** Greater than 5 x 10¹⁰Ω • **Mates with standard Dip socket with:** 100" x 300" or 100" x .600" (2.54mm x 7.62mm or 2.54mm x 15.24mm) contact spacing

No. of Cont.	Contact Finish	Digi-Key Part No.	Pricing			
			1	10	100	1,000
DIP Connectors — .175"(.44mm) Pin Length						
14	Gold	CDP14G-ND	1.77	13.40	102.60	741.00
	Tin	CDP14S-ND	1.43	10.81	82.80	598.00
16	Gold	CDP16G-ND	1.89	14.34	109.80	793.00
	Tin	CDP16S-ND	1.52	11.52	88.20	637.00
24	Gold	CDP24G-ND	3.10	23.50	180.00	1300.00
	Tin	CDP24S-ND	2.51	19.04	145.80	1053.00
	Tin-Lead	CDP24T-ND	2.51	19.04	145.80	1053.00
40	Gold	CDP40G-ND	4.46	33.84	259.20	1872.00
	Tin	CDP40S-ND	3.60	27.26	208.80	1508.00
Strain Relief Straps For DIP Connectors — RoHS Compliant						
14	—	CDSR14-ND	.19	1.41	10.80	78.00
16	—	CDSR16-ND	.22	1.65	12.60	91.00
24	—	CDSR24-ND	.28	2.12	16.20	117.00
40	—	CDSR40-ND	.31	2.35	18.00	130.00

• RoHS Compliant

DIP Cable Assemblies




Single Ended Style 2

* MC = Multi Color, GR = Gray

Dip connector without strain relief shown.

Pin #1 on connector is connected to 2nd conductor on cable



No. of Cont.	Cont. Finish	Length In.(cm)	Ribbon Cable*	Digi-Key Part No.	Pricing	
					1	10
14	Gold	6(15.24)	MC	C2PXG-1406M-ND	2.37	17.96
	Tin	6(15.24)	MC	C2PXS-1406M-ND	2.03	15.37
	Gold	6(15.24)	GR	C2PXG-1406G-ND	1.94	14.74
	Tin	6(15.24)	GR	C2PXS-1406G-ND	1.60	12.15
	Gold	18(45.72)	MC	C2PXG-1418M-ND	3.57	27.08
	Tin	18(45.72)	MC	C2PXS-1418M-ND	3.23	24.49
	Gold	18(45.72)	GR	C2PXG-1418G-ND	2.30	17.42
	Tin	18(45.72)	GR	C2PXS-1418G-ND	1.96	14.83
	Gold	36(91.44)	MC	C2PXG-1436M-ND	5.38	40.76
	Tin	36(91.44)	MC	C2PXS-1436M-ND	5.04	38.17
16	Gold	36(91.44)	GR	C2PXG-1436G-ND	2.83	21.44
	Tin	36(91.44)	GR	C2PXS-1436G-ND	2.49	18.86
	Gold	6(15.24)	MC	C2PXG-1606M-ND	2.53	19.20
	Tin	6(15.24)	MC	C2PXS-1606M-ND	2.16	16.38
	Gold	6(15.24)	GR	C2PXG-1606G-ND	2.09	15.86
	Tin	6(15.24)	GR	C2PXS-1606G-ND	1.72	13.04
	Gold	18(45.72)	MC	C2PXG-1618M-ND	3.82	28.93
	Tin	18(45.72)	MC	C2PXS-1618M-ND	3.44	26.11
	Gold	18(45.72)	GR	C2PXG-1618G-ND	2.50	18.92
	Tin	18(45.72)	GR	C2PXS-1618G-ND	2.12	16.10
24	Gold	36(91.44)	MC	C2PXG-1636M-ND	5.74	43.52
	Tin	36(91.44)	MC	C2PXS-1636M-ND	5.37	40.70
	Gold	36(91.44)	GR	C2PXG-1636G-ND	3.10	23.51
	Tin	36(91.44)	GR	C2PXS-1636G-ND	2.73	20.69
	Gold	6(15.24)	MC	C2PXG-2406M-ND	4.10	31.10
	Tin	6(15.24)	MC	C2PXS-2406M-ND	3.51	26.64
	Gold	6(15.24)	GR	C2PXG-2406G-ND	3.37	25.54
	Tin	6(15.24)	GR	C2PXS-2406G-ND	2.78	21.07
	Gold	18(45.72)	MC	C2PXG-2418M-ND	6.11	46.30
	Tin	18(45.72)	MC	C2PXS-2418M-ND	5.52	41.84
40	Gold	18(45.72)	GR	C2PXG-2418G-ND	3.91	29.62
	Tin	18(45.72)	GR	C2PXS-2418G-ND	3.32	25.15
	Gold	36(91.44)	MC	C2PXG-2436M-ND	9.12	69.10
	Tin	36(91.44)	MC	C2PXS-2436M-ND	8.53	64.64
	Gold	36(91.44)	GR	C2PXG-2436G-ND	4.71	35.74
	Tin	36(91.44)	GR	C2PXS-2436G-ND	4.13	31.27
	Gold	6(15.24)	MC	C2PXG-4006M-ND	6.07	46.00
	Tin	6(15.24)	MC	C2PXS-4006M-ND	5.20	39.42
	Gold	6(15.24)	GR	C2PXG-4006G-ND	5.00	37.88
	Tin	6(15.24)	GR	C2PXS-4006G-ND	4.13	31.20
16	Gold	18(45.72)	MC	C2PXG-4018M-ND	9.28	70.32
	Tin	18(45.72)	MC	C2PXS-4018M-ND	8.41	63.74
	Gold	18(45.72)	GR	C2PXG-4018G-ND	6.06	45.96
	Tin	18(45.72)	GR	C2PXS-4018G-ND	5.19	39.38
	Gold	36(91.44)	MC	C2PXG-4036M-ND	14.09	106.81
	Tin	36(91.44)	MC	C2PXS-4036M-ND	13.22	100.23
	Gold	36(91.44)	GR	C2PXG-4036G-ND	7.66	58.08
	Tin	36(91.44)	GR	C2PXS-4036G-ND	6.79	51.50


Also available in the following version: C2RX□□□□□-ND — Dip Connector with Strain Relief Strap. Call for complete part number and pricing!

Single Ended Style 4

* MC = Multi Color, GR = Gray

Dip connector without strain relief shown.

Pin #1 on connector is connected to 2nd conductor on cable



No. of Cont.	Cont. Finish	Length In.(cm)	Ribbon Cable*	Digi-Key Part No.	Pricing	
					1	10
14	Gold	6(15.24)	MC	C4PXG-1406M-ND	2.37	17.96
	Tin	6(15.24)	MC	C4PXS-1406M-ND	2.03	15.37
	Gold	6(15.24)	GR	C4PXG-1406G-ND	1.94	14.74
	Tin	6(15.24)	GR	C4PXS-1406G-ND	1.60	12.15
	Gold	18(45.72)	MC	C4PXG-1418M-ND	3.57	27.08
	Tin	18(45.72)	MC	C4PXS-1418M-ND	3.23	24.49
	Gold	18(45.72)	GR	C4PXG-1418G-ND	2.30	17.42
	Tin	18(45.72)	GR	C4PXS-1418G-ND	1.96	14.83
	Gold	36(91.44)	MC	C4PXG-1436M-ND	5.38	40.76
	Tin	36(91.44)	MC	C4PXS-1436M-ND	5.04	38.17
16	Gold	36(91.44)	GR	C4PXG-1436G-ND	2.83	21.44
	Tin	36(91.44)	GR	C4PXS-1436G-ND	2.49	18.86
	Gold	6(15.24)	MC	C4PXG-1606M-ND	2.53	19.20
	Tin	6(15.24)	MC	C4PXS-1606M-ND	2.16	16.38
	Gold	6(15.24)	GR	C4PXG-1606G-ND	2.09	15.86
	Tin	6(15.24)	GR	C4PXS-1606G-ND	1.72	13.04
	Gold	18(45.72)	MC	C4PXG-1618M-ND	3.82	28.93
	Tin	18(45.72)	MC	C4PXS-1618M-ND	3.44	26.11
	Gold	18(45.72)	GR	C4PXG-1618G-ND	2.50	18.92
	Tin	18(45.72)	GR	C4PXS-1618G-ND	2.12	16.10
24	Gold	36(91.44)	MC	C4PXG-1636M-ND	5.74	43.52
	Tin	36(91.44)	MC	C4PXS-1636M-ND	5.37	40.70
	Gold	36(91.44)	GR	C4PXG-1636G-ND	3.10	23.51
	Tin	36(91.44)	GR	C4PXS-1636G-ND	2.73	20.69
	Gold	6(15.24)	MC	C4PXG-2406M-ND	4.10	31.10
	Tin	6(15.24)	MC	C4PXS-2406M-ND	3.51	26.64
	Gold	6(15.24)	GR	C4PXG-2406G-ND	3.37	25.54
	Tin	6(15.24)	GR	C4PXS-2406G-ND	2.78	21.07
	Gold	18(45.72)	MC	C4PXG-2418M-ND	6.11	46.30
	Tin	18(45.72)	MC	C4PXS-2418M-ND	5.52	41.84
40	Gold	18(45.72)	GR	C4PXG-2418G-ND	3.91	29.62
	Tin	18(45.72)	GR	C4PXS-2418G-ND	3.32	25.15
	Gold	36(91.44)	MC	C4PXG-2436M-ND	9.12	69.10
	Tin	36(91.44)	MC	C4PXS-2436M-ND	8.53	64.64
	Gold	36(91.44)	GR	C4PXG-2436G-ND	4.71	35.74
	Tin	36(91.44)	GR	C4PXS-2436G-ND	4.13	31.27
	Gold	6(15.24)	MC	C4PXG-4006M-ND	6.07	46.00
	Tin	6(15.24)	MC	C4PXS-4006M-ND	5.20	39.42
	Gold	6(15.24)	GR	C4PXG-4006G-ND	5.00	37.88
	Tin	6(15.24)	GR	C4PXS-4006G-ND	4.13	31.20
16	Gold	18(45.72)	MC	C4PXG-4018M-ND	9.28	70.32
	Tin	18(45.72)	MC	C4PXS-4018M-ND	8.41	63.74
	Gold	18(45.72)	GR	C4PXG-4018G-ND	6.06	45.96
	Tin	18(45.72)	GR	C4PXS-4018G-ND	5.19	39.38
	Gold	36(91.44)	MC	C4PXG-4036M-ND	14.09	106.81
	Tin	36(91.44)	MC	C4PXS-4036M-ND	13.22	100.23
	Gold	36(91.44)	GR	C4PXG-4036G-ND	7.66	58.08
	Tin	36(91.44)	GR	C4PXS-4036G-ND	6.79	51.50


Also available in the following version: C4RX□□□□□-ND — Dip Connector with Strain Relief Strap. Call for complete part number and pricing!

Double Ended Style 6

* MC = Multi Color, GR = Gray

Dip connector without strain relief shown.

Pin #1 on connector is connected to 2nd conductor on cable



No. of Cont.	Cont. Finish	Length In.(cm)	Ribbon Cable*	Digi-Key Part No.	Pricing	
					1	10
14	Gold	6(15.24)	MC	C6PPG-1406M-ND	4.14	31.35
	Tin	6(15.24)	MC	C6PPS-1406M-ND	3.45	26.18
	Gold	6(15.24)	GR	C6PPG-1406G-ND	3.71	28.13
	Tin	6(15.24)	GR	C6PPS-1406G-ND	3.03	22.96
	Gold	18(45.72)	MC	C6PPG-1418M-ND	5.34	40.47
	Tin	18(45.72)	MC	C6PPS-1418M-ND	4.66	35.30
	Gold	18(45.72)	GR	C6PPG-1418G-ND	4.06	30.81
	Tin	18(45.72)	GR	C6PPS-1418G-ND	3.38	25.64
	Gold	36(91.44)	MC	C6PPG-1436M-ND	7.14	54.15
	Tin	36(91.44)	MC	C6PPS-1436M-ND	6.46	48.98
16	Gold	36(91.44)	GR	C6PPG-1436G-ND	4.60	34.84
	Tin	36(91.44)	GR	C6PPS-1436G-ND	3.91	29.67
	Gold	6(15.24)	MC	C6PPG-1606M-ND	4.42	33.53
	Tin	6(15.24)	MC	C6PPS-1606M-ND	3.68	27.89
	Gold	6(15.24)	GR	C6PPG-1606G-ND	3.98	30.20
	Tin	6(15.24)	GR	C6PPS-1606G-ND	3.24	24.56
	Gold	18(45.72)	MC	C6PPG-1618M-ND	5.71	43.26
	Tin	18(45.72)	MC	C6PPS-1618M-ND	4.96	37.62
	Gold	18(45.72)	GR	C6PPG-1618G-ND	4.39	33.26
	Tin	18(45.72)	GR	C6PPS-1618G-ND	3.64	27.62
24	Gold	36(91.44)	MC	C6PPG-1636M-ND	7.63	57.86
	Tin	36(91.44)	MC	C6PPS-1636M-ND	6.89	52.22
	Gold	36(91.44)	GR	C6PPG-1636G-ND	4.99	37.85
	Tin	36(91.44)	GR	C6PPS-1636G-ND	4.25	32.21
	Gold	6(15.24)	MC	C6PPG-2406M-ND	7.20	54.60
	Tin	6(15.2				