

Wide Range Input Series - Switching Regulated Tabletops

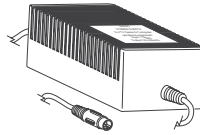
Features:
 • IEC input connector • One year warranty

General Specifications:
 • Storage Temperature: -55°C ~ 85°C
 • Operating Temperature: 0°C ~ 40°C

Output Specifications:
 • Line Regulation: ±0.2% maximum • Load Regulation: ±5% from 60% load nominal except output #2 • Cross Regulation: ±2%. Cross regulation specifies the maximum voltage change on auxiliary outputs when the +5V output load current is varied from 75% of full rated to either 50% or 100% of full rated • Set Point: ±2% at 60% load on main input • Ripple and Noise: ±1% maximum • Overload Protection: All outputs protected against overloads and short circuit. Automatic recovery upon removal of overload conditions • Overvoltage Protection: Provided on main output only and set at 115-135% • Output Overshoot: No overshoot on turn-on or turn-off • Transient Response: For all outputs, recovery to within 1% of nominal output occurs within 2 milliseconds for a 50% to 100% load step. Maximum excursion is 6% from initial voltage setpoint • Hold-Up Time: 25msec minimum at full rated load and nominal AC input voltage • Minimum Load: Third quarter down to zero load

Approved by all major regulatory agencies

Note: Outside ring on all units is an EMI earth ground (Not to be used as a safety ground).



OUTPUT PIN CONFIGURATION-5 PIN DIN					
Single Output Model					
MODEL	PIN 1	PIN 2	PIN 3	PIN 4	PIN 5
WRI4212	COM	COM	12V	COM	12V
WRI4214	COM	COM	24V	COM	24V
WRI5215	COM	COM	30V	COM	30V
Dual Output Model					
MODEL	PIN 1	PIN 2	PIN 3	PIN 4	PIN 5
WRI3021	COM	COM	5V	COM	12V
Triple Output Model					
MODEL	PIN 1	PIN 2	PIN 3	PIN 4	PIN 5
WRI2731	COM	COM	5V	-12V	12V
WRI3031	COM	COM	5V	-12V	12V
WRI4231	COM	COM	5V	-12V	12V
WRI4232	COM	COM	5V	-12V	12V



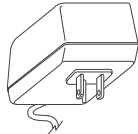
Regulated Wallmounts

Features: • UL 1310 and UL 1950 listed, CSA Approved • One year warranty

Specifications: • Output Ripple: 20 millivolts (p-p) • Operating Temperature: 0°C ~ 40°C • Combined Regulation: ±5% • Fusing: Internal and non-replaceable

Options: • Shielded output cable - S Option: Shielded cable with EMI ground tied to outer ring of DIN connector (Not to be used as safety ground)

Connector Type: DIN
 UL and CSA Approved



DIN PINOUT MATRIX					
MODEL	PIN 1	PIN 2	PIN 3	PIN 4	PIN 5
WM063	COM	N/C	5V	-12V	12V
WM075	COM	N/C	5V	COM	5V
WM144	COM	N/C	12V	COM	12V




Regulated Tabletops

DIN PINOUT MATRIX					
MODEL	PIN 1	PIN 2	PIN 3	PIN 4	PIN 5
WM113TT	COM	N/C	5V	-12V	12V
WM220-1	COM	N/C	5V	-12V	12V

Features: • UL 1310 listed, CSA Approved • One year warranty
Specifications: • Output Ripple: 20 millivolts (p-p) • Operating Temperature: 0°C ~ 40°C • Combined Regulation: ±5% • Fusing: Internal and non-replaceable

Options: • **Shielded output cable - S Option:** Shielded cable with EMI ground tied to outer ring of DIN connector (Not to be used as safety ground) • Connector Type: Din.
 UL and CSA Approved



AC Input	DC Outputs			Max. Watts	Dimensions - Inch (mm) L x W x H	Digi-Key Part No.	Price Each			Elpac Part No.
	Single	Double	Triple				1	5	10	
Wide Range Input Series-Regulated Tabletops										
90-250VAC, 47-440Hz	12V, 3.5A	—	—	42†	6.3 x 3.82 x 2.66 (160.02 x 97.03 x 67.56)	EPS112-ND	107.00	96.30	88.81	WRI4212-D5
	5V, 2.0A	12V, 1.5/2.5A*	—	30	6.3 x 3.82 x 2.66 (160.02 x 97.03 x 67.56)	EPS109-ND	118.00	106.20	97.94	WRI3021-D5
	5V, 3.0A	12V, 0.5A	-12V, 0.5A	27††	6.3 x 3.82 x 2.66 (160.02 x 97.03 x 67.56)	EPS106-ND	128.00	115.20	106.24	WRI2731-D5
	5V, 3.0A	12V, 2.5/4.0A*	-12V, 0.5A	42	6.3 x 3.82 x 2.66 (160.02 x 97.03 x 67.56)	EPS115-ND	124.00	111.60	102.92	WRI4231-D5
	5V, 4.8A	12V, 1.5/2.5A*	-12V, 0.5A	42	6.3 x 3.82 x 2.66 (160.02 x 97.03 x 67.56)	EPS116-ND	124.00	111.60	102.92	WRI4232-D5
Regulated Wallmounts										
115VAC, 60Hz	5V, 600mA	+12V, 180mA	-12V, 160mA	6.8	1.80 x 2.60 x 4.50 (45.72 x 66.04 x 114.30)	EPS142-ND	41.00	36.90	34.03	WM063-1950-D5
Regulated Tabletops										
115VAC, 60Hz	5V, 860mA	+12V, 300mA	12V, 300mA	11.3	2.28 x 3.10 x 4.36 (57.91 x 78.74 x 110.74)	EPS131-ND	56.00	50.40	46.48	WM113TT
	5V, 2.0A	-12V, 500mA	12V, 500mA	22	2.28 x 3.10 x 5.025 (57.91 x 78.74 x 127.64)	EPS134-ND	120.00	108.00	99.60	WM220-1

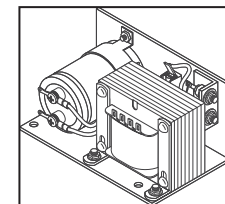
† Minimum load on models=8 Watts †† Minimum load on models=2 Watts * Maximum Peak

Unregulated Brute Force Linear Power Supplies

Features:

• Isolated outputs for positive or negative operation • Full rated output from 0°C ~ 40°C • Selectable input terminations • Standard Input: 105/115/125VAC, 47-440 Hz • Warranty: 5 years

Vdc	Amps	Max. Watts	No Load (V)	Full Load (V)	Dimensions - Inch (mm) L x W x H	Weight (lbs)	Digi-Key Part No.	Price Each			Elpac Part No.
								1	5	10	
24	2.4	60	34.5	26.5	6.3 x 3 x 3.7 (160.02 x 76.2 x 93.98)	5	EPS300-ND	220.00	198.00	182.60	BFS60-24
12	15	200	15.4	12.5	8.1 x 3.9 x 5 (205.74 x 99.06 x 127)	12	EPS304-ND	220.00	198.00	182.60	BFS200-12
24	20	500	29.2	24.6	9 x 4.6 x 5.6 (228.6 x 116.84 x 142.24)	20	EPS306-ND	272.00	244.80	225.76	BFS500-24

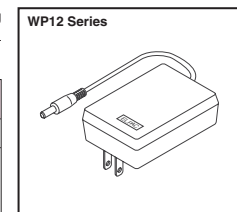


M

Domestic

WP12 Series: • A/C Input: 90-132VAC • Input Protection: Internal input line fuse • Overload Protection: Output protected against overload and short circuit • Minimum Load: 0 Watts • Operating Temperature Range: 0°C ~ 40°C • Output Cable: 6 foot with 760 type barrel plug; ID = 2.5mm, OD = 5.5mm, Barrel Length 10.00mm - Inside Positive • Two-Year Warranty • Agency Approvals: NRTL (UL) and CSA • EMI: FCC Class B

DC Outputs Single	Max. Power	Dimensions - Inch (mm) L x W x H	Digi-Key Part No.	Price Each			Elpac Part No.
				1	5	10	
Wall Mount - Domestic Power Supply							
5V @ 2.4A	12W	3.00 x 2.00 x 1.00	EPS162-ND	32.50	29.25	26.98	WP1205-760
24V @ 0.5A	12W		EPS164-ND	32.50	29.25	26.98	WP1224-760



More Product Available Online: www.digikey.com

2438 (T091)

Toll-Free: 1-800-344-4539 • Phone 218-681-6674 • Fax: 218-681-3380

AC Adapters — Medical Grade

MSM/MS SERIES

Features:

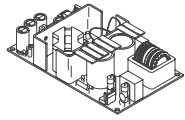
- Wide range AC input • Fully regulated output
- Medical grade approval • 5 Year Warranty • Meets FCC class B, CISPR 11 class B (MS Series Only)
- EMC per EN60601-1-2

Output Specifications:

- Line Regulations: ±0.5% (typical) • Load Regulations: ±2% (typical) • Short Circuit Protection: Pulsing mode, auto recovery • Ripple/noise (Vp-P): ±1% (20MHz bandwidth)

Safety Approvals:

- For safety ratings and certifications, please see data sheet for specified series.



MW SERIES

Features:

- 3-pin IEC 320 inlet • Wide range AC input • Fully regulated output • 5 Year Warranty • Meets FCC class B, CISPR 11 class B • Input Connector (P1): IEC 60320 inlet plug • Output Connector (P2): Barrel type (5.5 mm x 2.5mm x 9.5mm), Switchcraft P/N760 (MW65: DIN-5 pin circular connector, MW90: DIN-8 pin circular connector) • Level B EMI filter

Output Specifications:

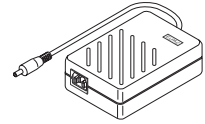
- Line Regulation: ±1% (typical) • Load Regulation: ±5% (typical) • Short circuit protected: Pulsing mode, auto recovery • Ripple and Noise (Vp-P): <1% (20MHz bandwidth)

Safety Approvals:

- CSA C22.2 No. 60601.1-M90 • UL 60601-1, 2nd Edition • cTUVus • IEC 60601-1 • CE Marked • EN60601-1-2:2001

Mating Connectors for 760 Plug: CP-102B

Mating Connectors for 8-Pin DIN Plug: CP-1180 In-Line Receptacle or CP-1280 Panel Mount Receptacle



Series	AC Input	DC Outputs Single	Mating Connectors		Housing Output	Contacts	Dimensions - Inch (mm) L x W x H	Digi-Key Part No.	Price Each			Elpac Part No.
			Max. Watts	Housing Input					1	5	10	
Internal — Single Output												
MSM07	100 – 240VAC, 50 – 60Hz	5.1V @ 1.4A	7	WM18874	WM18873	WM17406	2.28 x 2.00 x 0.713 (57.90 x 50.80 x 18.10)	EPS342-ND	30.20	27.18	25.07	MSM0705
		12V @ 0.6A						EPS343-ND	30.20	27.18	25.07	MSM0712
		24V @ 0.3A						EPS345-ND	30.20	27.18	25.07	MSM0724
		28V @ 0.3A						EPS346-ND	30.20	27.18	25.07	MSM0728
MSM20	100 – 240VAC, 50 – 60Hz	12V @ 1.67A	20	8.0" Leads	8.0" Leads	—	3.54 x 2.16 x 0.71 (90.00 x 55.00 x 18.00)	EPS308-ND	43.95	39.57	36.49	MSM2012
		15V @ 1.34A						EPS309-ND	43.95	39.57	36.49	MSM2015
		24V @ 0.84A						EPS310-ND	43.95	39.57	36.49	MSM2024
MSM28	100 – 240VAC, 50 – 60Hz	12V @ 2.3A	28	A19953	A19952	A19993CT	4.00 x 2.60 x 1.00 (101.60 x 66.15 x 25.40)	EPS311-ND	48.60	43.76	40.36	MSM2812
		15V @ 1.9A						EPS312-ND	48.60	43.76	40.36	MSM2815
		24V @ 1.2A						EPS313-ND	48.60	43.76	40.36	MSM2824
MSM40F	90 – 264VAC, 47 – 63Hz	12V @ 3.3A	40	A19951	A19954	A19993CT	5.00 x 3.00 x 1.06 (127.00 x 76.20 x 26.90)	EPS365-ND◆	35.91	34.55	32.77	MS4012F
		15V @ 2.6A						EPS366-ND◆	35.91	34.55	32.77	MS4015F
		18V @ 2.2A						EPS367-ND◆	35.91	34.55	32.77	MS4018F
		24V @ 1.67A						EPS368-ND◆	35.91	34.55	32.77	MS4024F
MSM60	100 – 240VAC, 50 – 60Hz	12V @ 5.0A	60	WM2101	WM2102	WM2300CT	5.00 x 3.00 x 1.30 (127.00 x 76.20 x 33.00)	EPS318-ND	61.19	58.76	56.92	MSM6012
		24V @ 2.5A						EPS319-ND	61.19	58.76	56.92	MSM6024
MSM65F	100 – 240VAC, 50 – 60Hz	12V @ 5.4A	65	A19951	A19954	A19993CT	5.00 x 3.00 x 1.10 (127.00 x 76.20 x 28.00)	EPS369-ND◆	54.93	54.38	50.15	MS6512F
		15V @ 4.3A						EPS370-ND◆	54.93	54.38	50.15	MS6515F
		24V @ 2.7A						EPS371-ND◆	54.93	54.38	50.15	MS6524F
MSM75	90 – 264VAC, 47 – 63Hz	15V @ 5.0A	75	A19953	A19957	A32533	5.75 x 3.40 x 1.66 (146.05 x 86.36 x 42.24)	EPS354-ND	65.92	59.33	54.72	MSM7515
		24V @ 3.1A						EPS348-ND	65.92	59.33	54.72	MSM7524
		28V @ 2.7A						EPS349-ND	65.92	59.33	54.72	MSM7528
MSM80F	85 – 264VAC, 47 – 63Hz	9V @ 8.8A	80	A19951	A19954	A19993CT	4.00 x 2.00 x 1.1 (101.60 x 50.8 x 27.94)	EPS389-ND◆	90.08	81.08	74.77	MSM8009F
		12V @ 6.6A						EPS390-ND◆	90.08	81.08	74.77	MSM8012F
		15V @ 5.3A						EPS391-ND◆	90.08	81.08	74.77	MSM8015F
		24V @ 3.4A						EPS392-ND◆	90.08	81.08	74.77	MSM8024F
MSMP115F	85 – 264VAC, 47 – 63Hz	12V @ 9.6A	115	A19953	A19956	A31398CT	5.25 x 3.30 x 1.50 (133.35 x 83.82 x 38.10)	EPS393-ND◆	141.56	127.41	117.50	MSMP11512F
		15V @ 7.7A						EPS394-ND◆	141.56	127.41	117.50	MSMP11515F
		24V @ 4.8A						EPS395-ND◆	141.56	127.41	117.50	MSMP11524F
		28V @ 4.1A						EPS396-ND◆	141.56	127.41	117.50	MSMP11528F
MSMP150F	100 – 240VAC, 47 – 63Hz	12V @ 15.0A	150	WM23610	WM3703	WM18518	7.00 x 4.50 x 1.70 (177.80 x 114.30 x 43.18)	EPS397-ND◆	218.78	196.91	181.59	MSMP15012F
		15V @ 12.0A						EPS398-ND◆	218.78	196.91	181.59	MSMP15015F
		24V @ 7.5A						EPS399-ND◆	218.78	196.91	181.59	MSMP15024F
		28V @ 6.4A						EPS400-ND◆	218.78	196.91	181.59	MSMP15028F
		48V @ 3.8A						EPS401-ND◆	218.78	196.91	181.59	MSMP15048F
MSMP250F	100 – 240VAC, 47 – 63Hz	12V @ 28.0A	250	—	—	A31086	8.00 x 5.00 x 1.50 (203.20 x 127.00 x 38.10)	EPS402-ND◆	257.38	231.65	213.63	MSMP25012F
		15V @ 23.0A						EPS403-ND◆	257.38	231.65	213.63	MSMP25015F
		24V @ 14.5A						EPS404-ND◆	257.38	231.65	213.63	MSMP25024F
		28V @ 12.5A						EPS405-ND◆	257.38	231.65	213.63	MSMP25028F
		48V @ 7.4A						EPS406-ND◆	257.38	231.65	213.63	MSMP25048F
Multiple Output												
MSM40	85 – 264VAC, 47 – 63Hz	5.1V @ 4A, 12V @ 2A, -12V @ 0.4A	40	A19951	A19954	A31398CT	5.00 x 3.00 x 1.38 (127.00 x 76.20 x 35.05)	EPS339-ND	71.40	64.26	59.27	MSM40A
		5.1V @ 4A, 15V @ 2A, -15V @ 0.4A						EPS340-ND	71.40	64.26	59.27	MSM40B
		5.1V @ 4A, 24V @ 1A, -12V @ 0.4A						EPS341-ND	71.40	64.26	59.27	MSM40D
External (requires power cord Q132 or Q133)												
MW12	100 – 240VAC, 50 – 60Hz	12V @ 1.0A	12	—	—	—	3.35 x 1.97 x 1.30 (85.00 x 50.00 x 33.00)	EPS323-ND	35.78	32.21	29.70	MW1212-760-NC-WH
		12V @ 1.0A						EPS407-ND	35.77	32.21	29.70	MW1212-760-NC-BK
		24V @ 0.5A						EPS324-ND	35.78	32.21	29.70	MW1224-760-NC-WH
MW24	100 – 240VAC, 47 – 63Hz	12V @ 2.0A	24	—	—	—	4.25 x 2.50 x 1.30 (108.00 x 64.50 x 33.00)	EPS325-ND	43.50	39.15	36.11	MW2412-760-NC-WH
		15V @ 1.6A						EPS326-ND	43.50	39.15	36.11	MW2415-760-NC-WH
		15V @ 1.6A						EPS408-ND	43.49	39.15	36.11	MW2415-760-NC-BK
		18V @ 1.33A						EPS327-ND	43.50	39.15	36.11	MW2418-760-NC-WH
		24V @ 1.0A						EPS328-ND	43.50	39.15	36.11	MW2424-760-NC-WH

◆ RoHS Compliant

(Continued)

More Product Available Online: www.digikey.com

Toll-Free: 1-800-344-4539 • Phone 218-681-6674 • Fax: 218-681-3380

(T091) 2439



Series	AC Input	DC Outputs Single	Mating Connectors			Contacts	Dimensions - Inch (mm) L x W x H	Digi-Key Part No.	Price Each			Elpac Part No.
			Max. Watts	Housing Input	Housing Output				1	5	10	
MW40F	100 ~ 240VAC, 47 ~ 63Hz	12V @ 3.3A 12V @ 3.3A 15V @ 2.7A 15V @ 2.7A 18V @ 2.2A 24V @ 1.67A 24V @ 1.67A	40	—	—	—	5.00 x 3.00 x 1.30 (127.00 x 76.20 x 33.02)	EPS360-ND EPS409-ND NEW! EPS361-ND EPS410-ND NEW! EPS362-ND EPS363-ND EPS411-ND NEW!	53.44 53.44 53.44 53.44 53.44 53.44 53.44	48.10 48.10 48.10 48.10 48.10 48.10 48.10	44.36 44.36 44.36 44.36 44.36 44.36 44.36	MW4012-760F-NC-WH MW4012-760F-NC-BK MW4015-760F-NC-WH MW4015-760F-NC-BK MW4018-760F-NC-WH MW4018-760F-NC-BK MW4024-760F-NC-WH MW4024-760F-NC-BK
MWP90	90 ~ 226VAC, 47 ~ 63Hz	12V @ 7.5A 15V @ 6.0A 18V @ 5.0A 24V @ 3.75A	90	—	—	—	5.90 x 3.33 x 1.50 (149.86 x 84.58 x 38.10)	EPS350-ND EPS351-ND EPS352-ND EPS353-ND	166.84 166.84 169.78 163.90	150.16 150.16 152.81 147.51	138.48 138.48 140.92 136.04	MWP9012-D8-NC-BK MWP9015-D8-NC-BK MWP9018-D8-NC-BK MWP9024-D8-NC-BK

◆ RoHS Compliant

International

Features: • 95-250VAC; 47-63Hz Input • IEC 320 Input connector for worldwide use • Input protected VIA internal line fuse • Ripple and Noise: ±1% PK-PK maximum • Overload Protection: All outputs protected-auto recovery • Operating Temperature Range: 0°C ~ 40°C • Output Cable - 6 foot - 760 standard (ID=2.5mm/OD=5.5mm/Barrel length 10mm/inside positive) or 5-pin DIN as shown • Two-year warranty
Agency Approvals: • UL1012 Listed • CSA Certified to 22.2 No. 223 • TUV Licensed, IEC 950 • CE Certified • FCC/VDE Class B Emissions

Fig. 1

Fig. 2

Fig. 3

See data sheet for voltage pinout

5-pin DIN

760 Plug

Fig.	DC Outputs			Maximum Power	Dimensions - Inch (mm) L x W x H	Digi-Key Part No.	Price Each			Elpac Part No.
	Single	Double	Triple				1	5	10	
Desk Mount — International Power Supply										
1	12V @ 4.0A	—	—	48W	4.10 x 2.20 x 1.20 (104.14 x 55.88 x 30.48)	EPS168-ND	82.80	74.52	68.73	W4012-760
2	5V @ 3.0A	12V @ 2.5A	-12V @ 0.5A	42W	5.80 x 3.30 x 1.50 (147.32 x 83.82 x 38.10)	EPS171-ND	138.00	124.20	114.54	W4231-D5
3	12V @ 1.7A	—	—	20W	4.30 x 2.30 x 1.30 (109.22 x 58.42 x 33.02)	EPS174-ND	47.28	42.56	39.25	M42012-760

FW Series

Features: • Wide range AC input • Fully enclosed plastic case • Fully regulated output • High efficiency • Five year Warranty • Operating Temperature: 0° ~ 40°C • Storage Temperature: -55° ~ 85°C
Safety: • CE Marked • For safety ratings and certifications, please see data sheet for specified series.



See data sheet for voltage pinout

5-pin DIN

8-pin DIN

760 Plug

DC Outputs Single	Maximum Power	Dimensions - Inch (mm) L x W x H	Digi-Key Part No.	1	Price Each	5	10	Elpac Part No.
FW18 Series								
5V @ 3A	15W	3.35 x 1.97 x 1.30 (85.0 x 50.0 x 33.0)	EPS332-ND	36.86	33.18	30.60	30.60	FW1805-760F
12V @ 1.5A	18W		EPS333-ND	36.86	33.18	30.60	30.60	FW1812-760F
24V @ 0.75A	18W		EPS334-ND	36.86	33.18	30.60	30.60	FW1824-760F
FW30 Series								
12V @ 2.5A	30W	4.25 x 2.50 x 1.30 (108.0 x 64.5 x 33.0)	EPS355-ND	52.58	47.33	43.65	43.65	FW3012-760F
15V @ 2.0A	30W		EPS356-ND	52.58	47.33	43.65	43.65	FW3015-760F
24V @ 1.25A	30W		EPS357-ND	52.58	47.33	43.65	43.65	FW3024-760F
FW50 Series								
12V @ 4.15A	50W	5.00 x 3.00 x 1.30 (127.0 x 76.2 x 33.0)	EPS358-ND	61.24	55.12	50.83	50.83	FW5012-760F
24V @ 2.10A	50W		EPS359-ND	61.24	55.12	50.83	50.83	FW5024-760F
FW72 Series								
12V @ 6.0A	72W	6.50 x 3.85 x 2.60 (165.0 x 98.0 x 66.0)	EPS337-ND	74.36	66.93	61.72	61.72	FW7212-D5F
24V @ 3.0A	72W		EPS338-ND	74.36	66.93	61.72	61.72	FW7224-D5F
FW100 Series								
24V @ 4.15A	100W	7.36 x 4.33 x 2.32 (187.0 x 110.0 x 59.0)	EPS364-ND	138.98	125.09	115.36	115.36	FWP10024-D5F
FWC18F Series — CEC Compliant								
5V @ 3.60A	15W	3.35 x 1.97 x 1.30 (85.0 x 50.0 x 33.0)	EPS372-ND	38.80	34.92	32.21	32.21	FWC1805-760F
12V @ 1.50A	18W		EPS373-ND	38.80	34.92	32.21	32.21	FWC1812-760F
18V @ 1.00A	18W		EPS374-ND	38.80	34.92	32.21	32.21	FWC1818-760F
24V @ 0.75A	18W		EPS375-ND	38.80	34.92	32.21	32.21	FWC1824-760F
FWC30F Series — CEC Compliant								
9V @ 3.33A	30W	4.25 x 2.50 x 1.30 (108.0 x 64.5 x 33.0)	EPS376-ND	57.80	52.02	47.98	47.98	FWC3009-760F
12V @ 2.5A	30W		EPS377-ND	57.80	52.02	47.98	47.98	FWC3012-760F
15V @ 2.0A	30W		EPS378-ND	57.80	52.02	47.98	47.98	FWC3015-760F
18V @ 1.67A	30W		EPS379-ND	57.80	52.02	47.98	47.98	FWC3018-760F
24V @ 1.25A	30W		EPS380-ND	57.80	52.02	47.98	47.98	FWC3024-760F
FWC50F Series — CEC Compliant								
12V @ 4.15A	50W	5.00 x 3.00 x 1.30 (127.0 x 76.2 x 33.0)	EPS381-ND	65.52	58.97	54.39	54.39	FWC5012-760F
18V @ 2.75A	50W		EPS382-ND	65.52	58.97	54.39	54.39	FWC5018-760F
24V @ 2.10A	50W		EPS383-ND	65.52	58.97	54.39	54.39	FWC5024-760F
FWB100 Series								
12V @ 8.3A	100W	7.36 x 4.33 x 2.32 (187.0 x 110.0 x 59.0)	EPS384-ND	118.54	106.69	98.39	98.39	FWB100012A-12B
24V @ 4.13A	100W		EPS385-ND	118.54	106.69	98.39	98.39	FWB100024A-11A



More Product Available Online: www.digikey.com