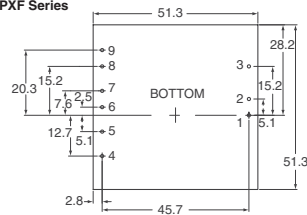


Fig. 9 — PXF Series



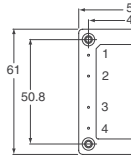
PXF Series Single Output	
Pin	Function
1	+Input
2	-Input
3	Remote on/off
4	No Pin
5	-SenseA
6	+SenseA
7	+Output
8	-Output
9	Trim

PXF Series Dual Output	
Pin	Function
1	+Input
2	-Input
3	Remote on/off
4	No Pin
5	+VO
6	Common
7	Common
8	-VO
9	Trim

PXF Series Triple Output	
Pin	Function
1	+Input
2	-Input
3	Remote on/off
4	+Aux
5	Common
6	-Aux
7	+Output (Com)
8	-Output (Com)
9	N/C

Δ Maximum output deviation is 10% inclusive of remote sense and trim. If remote sense is not being used, the +Sense and -Sense should be connected to their corresponding outputs; +output, -output

Fig. 10 — PAH350, PAH450 Series



PAH350, PAH450 Series	
Pin	Function
1	-Vin
2	CASE
3	CNT
4	+Vin
5	-V
6	-S
7	TRIM
8	+S
9	+V

Fig. 11 — PF Series

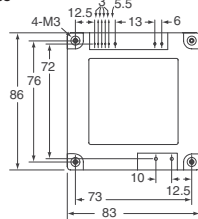


Fig. 12 — PF Series

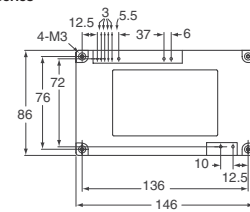
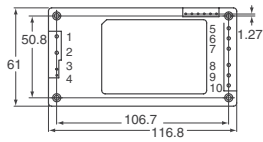


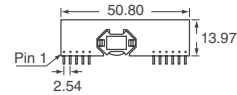
Fig. 13 — PAF500F, PAF600F, PAF-F280 Series



PAF500F, PAF600F Series	
Pin	Function
1	-Vin
2	+Vin
3	-ON/OFF
4	+ON/OFF
5	-V
6	-V
7	-V
8	+V
9	+V
10	+V

PAF-F280 Series	
Pin	Function
1	-Vin
2	+Vin
3	SG
4	CNT
5	-V
6	-V
7	-V
8	+V
9	+V
10	+V

Fig. 14 — iAD Series



Pin spacing - 2.54 mm
00 = positive logic on/off
01 = negative logic on/off

Fig.	Input Voltage (V)	Output Voltage (V)	Output Current (A)	Output Power (W)	Digi-Key Part No.	Price Each 1 10	TDK-Lambda Part No.
9	36 ~ 75	5	8	40	285-1568-ND	96.00 91.00	PXF4048S05
	36 ~ 75	12	3.333	40	285-1569-ND	96.00 91.00	PXF4048S12
	36 ~ 75	15	2.666	40	285-1570-ND	96.00 91.00	PXF4048S15
PXF Series — Dual Output							
9	9 ~ 18	±12	±1.8	40	285-1553-ND	96.00 91.00	PXF4012D12
	9 ~ 18	±15	±1.4	40	285-1554-ND	96.00 91.00	PXF4012D15
	18 ~ 36	±12	±1.8	40	285-1559-ND	96.00 91.00	PXF4024D12
	18 ~ 36	±15	±1.4	40	285-1560-ND	96.00 91.00	PXF4024D15
	36 ~ 75	±12	±1.8	40	285-1566-ND	96.00 91.00	PXF4048D12
	36 ~ 75	±15	±1.4	40	285-1567-ND	96.00 91.00	PXF4048D15
PXF Series — Triple Output							
9	9 ~ 18	5, ±12	6, ±0.4	40	285-1558-ND	116.00 110.00	PXF4012T0512
	18 ~ 36	5, ±12	6, ±0.4	40	285-1565-ND	116.00 110.00	PXF4024T0512
	36 ~ 75	5, ±12	6, ±0.4	40	285-1571-ND	116.00 110.00	PXF4048T0512
	PAH350 Series						
10	18 ~ 36	28	12.5	350	285-1487-ND	134.00 125.00	PAH350S2428
	36 ~ 76	12	29.2	350	285-1488-ND	134.00 125.00	PAH350S4812
	36 ~ 76	28	12.5	350	285-1489-ND	134.00 125.00	PAH350S4828

Fig.	Input Voltage (V)	Output Voltage (V)	Output Current (A)	Output Power (W)	Digi-Key Part No.	Price Each 1 10	TDK-Lambda Part No.
PAH450 Series							
10	36 ~ 76	28	16	448	285-1784-ND	141.00 132.00	PAH450S4828
PF Series							
11	85 ~ 265VAC	360	—	504/756‡	285-1492-ND	154.10 140.10	PF500A-360
12	85 ~ 265VAC	360	—	1008/1512‡	285-1491-ND	216.80 195.40	PF1000A-360
PAF500F Series							
13	18 ~ 36	28	18	504	285-1481-ND	240.00 225.01	PAF500F24-28
PAF600F Series							
13	19 ~ 36	28	21.5	602	285-1482-ND	270.00 250.00	PAF600F24-28
PAF-F280 Series							
13	200 ~ 400	12	50	600	285-1483-ND	215.00 200.00	PAF600F280-12/T
	200 ~ 400	24	25	600	285-1484-ND	215.00 200.00	PAF600F280-24/T
	200 ~ 400	28	21.5	602	285-1485-ND	215.00 200.00	PAF600F280-28/T
	200 ~ 400	48	12.5	600	285-1486-ND	215.00 200.00	PAF600F280-48/T
iAD Series — Adjustable Output							
14	6 ~ 14	0.8 ~ 5.5	16	80	285-1786-ND†	28.00 14.19	iAD12016A008V-000-R
	6 ~ 14	0.8 ~ 5.5	16	80	285-1787-ND	16.85 15.09	iAD12016A008V-001-R

† Positive Logic ‡ 100/200VAC

EMI Filters

Features: **MAW Series:** • Shielded metal case • Attenuates high voltage pulses **MA Series:** • Easy connection and installation • Captive screws accepting ring tag terminals • Chassis or DIN rail mount • Low frequency attenuation (single stage) **MC Series:** • Low leakage current versions • Chassis or DIN rail mount • High pulse or noise attenuation versions • Easy connection and installation **MB Series:** • High attenuation

wide band two stage filter • Screw terminals with cover • Low profile, metal case **PAN Series:** • Compact size • PCB mount • Suitable for use with Lambda's PAF Series **MBS48 Series:** • High attenuation • Stud terminal connection • Compact size **Note:** For safety and EMI certifications please see series data sheets

Fig. 1 — MAW Series

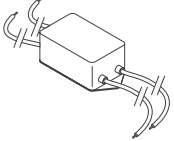


Fig. 2 — MA Series

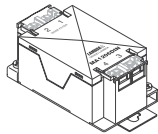


Fig. 3 — MC Series

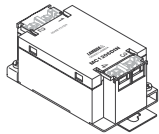


Fig. 4 — MB Series

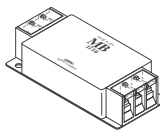


Fig. 5 — PAN Series

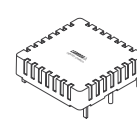


Fig. 6 — MBS48 Series

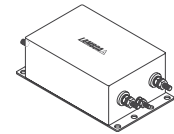


Fig.	Series	Rated Voltage	Rated Current (A)	Digi-Key Part No.	Price Each 1 10	TDK-Lambda Part No.
1	MAW	250VAC/VDC	0.5	285-1464-ND	10.50 10.25	MAW12R522
			1.0	285-1460-ND	11.50 11.25	MAW120122
			2.0	285-1461-ND	11.75 11.50	MAW120222
			3.0	285-1462-ND	13.50 13.25	MAW120322
			5.0	285-1463-ND	14.00 13.75	MAW120522
2	MA	250VAC/VDC	6	285-1457-ND	27.00 26.25	MA1206DIN
			10	285-1458-ND	28.25 27.50	MA1210DIN
			16	285-1459-ND	29.50 28.75	MA1216DIN
			6	285-1471-ND	35.00 34.00	MC1206DIN
3	MC	250VAC	10	285-1472-ND	38.00 37.00	MC1210DIN

Fig.	Series	Rated Voltage	Rated Current (A)	Digi-Key Part No.	Price Each 1 10	TDK-Lambda Part No.
3	MC	250VAC	20	285-1473-ND	47.00 46.00	MC1220DIN
			30	285-1474-ND	55.00 53.00	MC1230DIN
			6	285-1740-ND	35.00 34.50	MB1206
4	MB	250VAC/VDC	10	285-1465-ND	47.00 46.00	MB1210
			16	285-1466-ND	54.00 53.00	MB1216
			20	285-1467-ND	61.00 60.00	MB1220
			36	285-1468-ND	92.00 90.00	MB1236
5	PAN	76VDC	20	285-1490-ND	33.00 32.00	PAN4820
6	MBS48	48VDC	30	285-1469-ND	71.00 69.00	MBS4830
			50	285-1470-ND	115.00 112.00	MBS4850

More Product Available Online: www.digikey.com