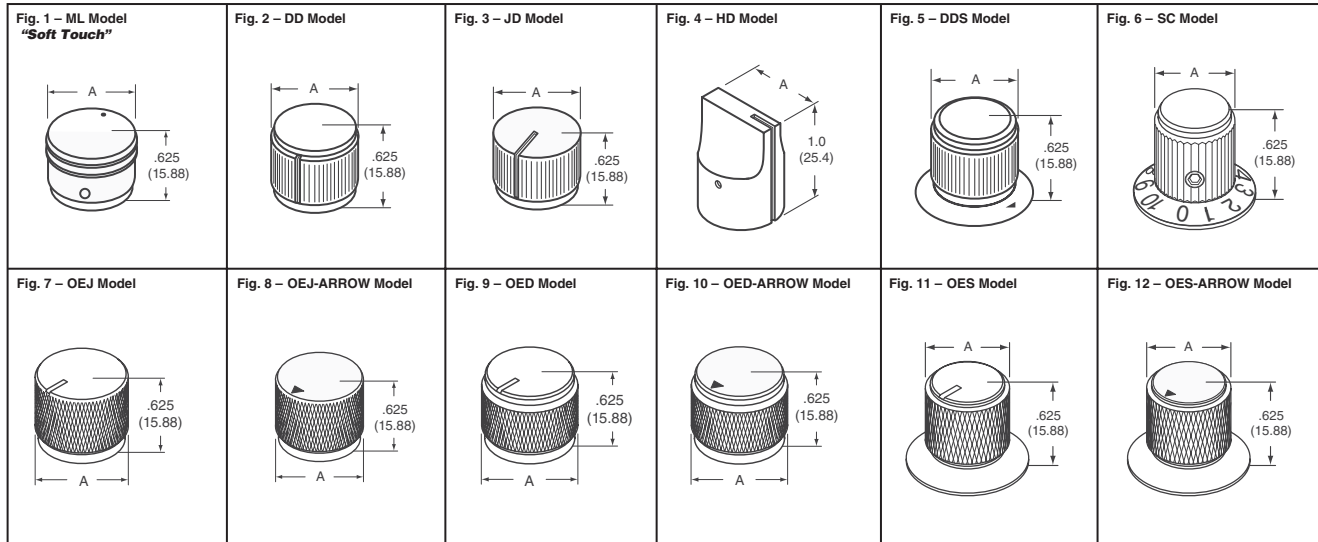


Features:

- Precision aluminum machined surfaces from bar stock.
- Anodized finish gloss or matte.
- Colors are clear or black.
- Set screws accept a 1/16" hex allen wrench

- All knobs will accept round shafts with sizes indicated below.
- ML Model: One 6-32 set screw located 90° from the indicator line.
- DD, JD, DDS and SC Models: Two 6-32 set screws set 120° apart.
- HD Model: Two 6-32 set screws set 90° apart.
- OEJ, OED and OES Models: Single 6-32 set screw located 180° from indicator line.

Made in the USA



G

Fig.	Shaft Diameter Inch (mm)	Dimension A Inch (mm)	Digi-Key* Part No.	Price Each			
				1	50	100	
1	.125 (3.18)	.50 (12.70)	226-□000-ND	5.69	5.06	4.18	3.80
	.125 (3.18)	.625 (15.875)	226-□069-ND	6.35	5.64	4.66	4.23
	.125 (3.18)	.75 (19.05)	226-□026-ND	6.95	6.18	5.10	4.64
	.125 (3.18)	.925 (23.50)	226-□027-ND	7.63	6.78	5.60	5.09
	.236 (6.00)	.50 (12.70)	226-□003-ND	5.69	5.06	4.18	3.80
	.236 (6.00)	.625 (15.875)	226-□071-ND	6.35	5.64	4.66	4.23
	.236 (6.00)	.75 (19.05)	226-□004-ND	6.95	6.18	5.10	4.64
	.236 (6.00)	.925 (23.50)	226-□028-ND	7.63	6.78	5.60	5.09
	.250 (6.35)	.50 (12.70)	226-□025-ND	5.69	5.06	4.18	3.80
	.250 (6.35)	.625 (15.875)	226-□070-ND	6.35	5.64	4.66	4.23
	.250 (6.35)	.75 (19.05)	226-□001-ND	6.95	6.18	5.10	4.64
	.250 (6.35)	.925 (23.50)	226-□002-ND	7.63	6.78	5.60	5.09
2	.125 (3.18)	.50 (12.70)	226-□005-ND	5.24	4.66	3.85	3.50
	.125 (3.18)	.625 (15.875)	226-□071-ND	5.36	4.76	3.93	3.57
	.125 (3.18)	.75 (19.05)	226-□042-ND	5.42	4.82	3.98	3.62
	.125 (3.18)	.925 (23.50)	226-□043-ND	5.69	5.06	4.18	3.80
	.236 (6.00)	.50 (12.70)	226-□008-ND	5.24	4.66	3.85	3.50
	.236 (6.00)	.625 (15.875)	226-□059-ND	5.36	4.76	3.93	3.57
	.236 (6.00)	.75 (19.05)	226-□009-ND	5.42	4.82	3.98	3.62
	.236 (6.00)	.925 (23.50)	226-□044-ND	5.69	5.06	4.18	3.80
	.250 (6.35)	.50 (12.70)	226-□041-ND	5.24	4.66	3.85	3.50
	.250 (6.35)	.625 (15.875)	226-□058-ND	5.36	4.76	3.93	3.57
	.250 (6.35)	.75 (19.05)	226-□006-ND	5.42	4.82	3.98	3.62
	.250 (6.35)	.925 (23.50)	226-□007-ND	5.69	5.06	4.18	3.80
3	.125 (3.18)	.50 (12.70)	226-□010-ND	5.24	4.66	3.85	3.50
	.125 (3.18)	.625 (15.875)	226-□060-ND	5.36	4.76	3.93	3.57
	.125 (3.18)	.75 (19.05)	226-□034-ND	5.42	4.82	3.98	3.62
	.125 (3.18)	.925 (23.50)	226-□035-ND	5.69	5.06	4.18	3.80
	.236 (6.00)	.50 (12.70)	226-□013-ND	5.24	4.66	3.85	3.50
	.236 (6.00)	.625 (15.875)	226-□062-ND	5.36	4.76	3.93	3.57
	.236 (6.00)	.75 (19.05)	226-□014-ND	5.42	4.82	3.98	3.62
	.236 (6.00)	.925 (23.50)	226-□036-ND	5.69	5.06	4.18	3.80
	.250 (6.35)	.50 (12.70)	226-□033-ND	5.24	4.66	3.85	3.50
	.250 (6.35)	.625 (15.875)	226-□061-ND	5.36	4.76	3.93	3.57
	.250 (6.35)	.75 (19.05)	226-□011-ND	5.42	4.82	3.98	3.62
	.250 (6.35)	.925 (23.50)	226-□012-ND	5.69	5.06	4.18	3.80
4	.125 (3.18)	.50 (12.70)	226-□015-ND	5.96	5.30	4.38	3.98
	.125 (3.18)	.625 (15.875)	226-□066-ND	6.64	5.90	4.87	4.43
	.125 (3.18)	.75 (19.05)	226-□030-ND	7.20	6.40	5.28	4.80
	.125 (3.18)	.925 (23.50)	226-□031-ND	8.10	7.20	5.94	5.40
	.236 (6.00)	.50 (12.70)	226-□018-ND	5.96	5.30	4.38	3.98
	.236 (6.00)	.625 (15.875)	226-□068-ND	6.64	5.90	4.87	4.43
	.236 (6.00)	.75 (19.05)	226-□019-ND	7.20	6.40	5.28	4.80
	.236 (6.00)	.925 (23.50)	226-□032-ND	8.10	7.20	5.94	5.40
	.250 (6.35)	.50 (12.70)	226-□029-ND	5.96	5.30	4.38	3.98
	.250 (6.35)	.625 (15.875)	226-□067-ND	6.64	5.90	4.87	4.43
	.250 (6.35)	.75 (19.05)	226-□016-ND	7.20	6.40	5.28	4.80
	.250 (6.35)	.925 (23.50)	226-□017-ND	8.10	7.20	5.94	5.40

Fig.	Shaft Diameter Inch (mm)	Dimension A Inch (mm)	Digi-Key* Part No.	Price Each			
				1	50	100	
5	.125 (3.18)	.50 (12.70)	226-□020-ND	5.76	5.12	4.23	3.84
	.125 (3.18)	.625 (15.875)	226-□063-ND	6.41	5.70	4.71	4.28
	.125 (3.18)	.75 (19.05)	226-□038-ND	6.89	6.12	5.05	4.59
	.125 (3.18)	.925 (23.50)	226-□039-ND	7.45	6.62	5.47	4.97
	.236 (6.00)	.50 (12.70)	226-□023-ND	5.76	5.12	4.23	3.84
	.236 (6.00)	.625 (15.875)	226-□065-ND	6.41	5.70	4.71	4.28
	.236 (6.00)	.75 (19.05)	226-□024-ND	6.89	6.12	5.05	4.59
	.236 (6.00)	.925 (23.50)	226-□040-ND	7.45	6.62	5.47	4.97
	.250 (6.35)	.50 (12.70)	226-□037-ND	5.76	5.12	4.23	3.84
	.250 (6.35)	.625 (15.875)	226-□064-ND	6.41	5.70	4.71	4.28
	.250 (6.35)	.75 (19.05)	226-□021-ND	6.89	6.12	5.05	4.59
	.250 (6.35)	.925 (23.50)	226-□022-ND	7.45	6.62	5.47	4.97
6	.125 (3.18)	.50 (12.70)	226-□072-ND	5.76	5.12	4.23	3.84
	.125 (3.18)	.625 (15.875)	226-□073-ND	6.41	5.70	4.71	4.28
	.125 (3.18)	.75 (19.05)	226-□074-ND	6.89	6.12	5.05	4.59
	.125 (3.18)	.925 (23.50)	226-□075-ND	7.45	6.62	5.47	4.97
	.236 (6.00)	.50 (12.70)	226-□080-ND	5.76	5.12	4.23	3.84
	.236 (6.00)	.625 (15.875)	226-□081-ND	6.41	5.70	4.71	4.28
	.236 (6.00)	.75 (19.05)	226-□082-ND	6.89	6.12	5.05	4.59
	.236 (6.00)	.925 (23.50)	226-□083-ND	7.45	6.62	5.47	4.97
	.250 (6.35)	.50 (12.70)	226-□076-ND	5.76	5.12	4.23	3.84
	.250 (6.35)	.625 (15.875)	226-□077-ND	6.41	5.70	4.71	4.28
	.250 (6.35)	.75 (19.05)	226-□078-ND	6.89	6.12	5.05	4.59
	.250 (6.35)	.925 (23.50)	226-□079-ND	7.45	6.62	5.47	4.97
7	.125 (3.18)	.50 (12.70)	226-□084-ND	3.20	2.84	2.35	2.13
	.125 (3.18)	.625 (15.875)	226-□085-ND	3.31	2.94	2.43	2.21
	.125 (3.18)	.75 (19.05)	226-□086-ND	3.42	3.04	2.51	2.28
	.125 (3.18)	.925 (23.50)	226-□087-ND	3.53	3.14	2.60	2.36
	.236 (6.00)	.50 (12.70)	226-□092-ND	3.20	2.84	2.35	2.13
	.236 (6.00)	.625 (15.875)	226-□093-ND	3.31	2.94	2.43	2.21
	.236 (6.00)	.75 (19.05)	226-□094-ND	3.42	3.04	2.51	2.28
	.236 (6.00)	.925 (23.50)	226-□095-ND	3.53	3.14	2.60	2.36
	.250 (6.35)	.50 (12.70)	226-□088-ND	3.20	2.84	2.35	2.13
	.250 (6.35)	.625 (15.875)	226-□089-ND	3.31	2.94	2.43	2.21
	.250 (6.35)	.75 (19.05)	226-□090-ND	3.42	3.04	2.51	2.28
	.250 (6.35)	.925 (23.50)	226-□091-ND	3.53	3.14	2.60	2.36
8	.125 (3.18)	.50 (12.70)	226-□120-ND	3.20	2.84	2.35	2.13
	.125 (3.18)	.625 (15.875)	226-□121-ND	3.31	2.94	2.43	2.21
	.125 (3.18)	.75 (19.05)	226-□122-ND	3.42	3.04	2.51	2.28
	.125 (3.18)	.925 (23.50)	226-□123-ND	3.53	3.14	2.60	2.36
	.236 (6.00)	.50 (12.70)	226-□128-ND	3.20	2.84	2.35	2.13
	.236 (6.00)	.625 (15.875)	226-□129-ND	3.31	2.94	2.43	2.21
	.236 (6.00)	.75 (19.05)	226-□130-ND	3.42	3.04	2.51	2.28
	.236 (6.00)	.925 (23.50)	226-□131-ND	3.53	3.14	2.60	2.36

* For complete part number, substitute the corresponding color choice (listed below) for □:

1 = Black Gloss 2 = Aluminum Gloss 3 = Aluminum Matte 4 = Black Matte

(Continued)

More Product Available Online: www.digkey.com

Toll-Free: 1-800-344-4539 • Phone 218-681-6674 • Fax: 218-681-3380



Machined Aluminum Instrumentation Knobs (Cont.)



Fig.	Shaft Diameter Inch (mm)	Dimension A Inch (mm)	Digi-Key* Part No.	Price Each			
				1	10	50	100
8	.250 (6.35)	.50 (12.70)	226-□124-ND	3.20	2.84	2.35	2.13
	.250 (6.35)	.625 (15.875)	226-□125-ND	3.31	2.94	2.43	2.21
	.250 (6.35)	.75 (19.05)	226-□126-ND	3.42	3.04	2.51	2.28
	.250 (6.35)	.925 (23.50)	226-□127-ND	3.53	3.14	2.60	2.36
9	.125 (3.18)	.50 (12.70)	226-□096-ND	3.20	2.84	2.35	2.13
	.125 (3.18)	.625 (15.875)	226-□097-ND	3.31	2.94	2.43	2.21
	.125 (3.18)	.75 (19.05)	226-□098-ND	3.42	3.04	2.51	2.28
	.125 (3.18)	.925 (23.50)	226-□099-ND	3.53	3.14	2.60	2.36
9	.236 (6.00)	.50 (12.70)	226-□104-ND	3.20	2.84	2.35	2.13
	.236 (6.00)	.625 (15.875)	226-□105-ND	3.31	2.94	2.43	2.21
	.236 (6.00)	.75 (19.05)	226-□106-ND	3.42	3.04	2.51	2.28
	.236 (6.00)	.925 (23.50)	226-□107-ND	3.53	3.14	2.60	2.36
10	.250 (6.35)	.50 (12.70)	226-□100-ND	3.20	2.84	2.35	2.13
	.250 (6.35)	.625 (15.875)	226-□101-ND	3.31	2.94	2.43	2.21
	.250 (6.35)	.75 (19.05)	226-□102-ND	3.42	3.04	2.51	2.28
	.250 (6.35)	.925 (23.50)	226-□103-ND	3.53	3.14	2.60	2.36
10	.125 (3.18)	.50 (12.70)	226-□132-ND	3.20	2.84	2.35	2.13
	.125 (3.18)	.625 (15.875)	226-□133-ND	3.31	2.94	2.43	2.21
	.125 (3.18)	.75 (19.05)	226-□134-ND	3.42	3.04	2.51	2.28
	.125 (3.18)	.925 (23.50)	226-□135-ND	3.53	3.14	2.60	2.36
10	.236 (6.00)	.50 (12.70)	226-□140-ND	3.20	2.84	2.35	2.13
	.236 (6.00)	.625 (15.875)	226-□141-ND	3.31	2.94	2.43	2.21
	.236 (6.00)	.75 (19.05)	226-□142-ND	3.42	3.04	2.51	2.28
	.236 (6.00)	.925 (23.50)	226-□143-ND	3.53	3.14	2.60	2.36

Fig.	Shaft Diameter Inch (mm)	Dimension A Inch (mm)	Digi-Key* Part No.	Price Each			
				1	50	100	
10	.250 (6.35)	.50 (12.70)	226-□136-ND	3.20	2.84	2.35	2.13
	.250 (6.35)	.625 (15.875)	226-□137-ND	3.31	2.94	2.43	2.21
	.250 (6.35)	.75 (19.05)	226-□138-ND	3.42	3.04	2.51	2.28
	.250 (6.35)	.925 (23.50)	226-□139-ND	3.53	3.14	2.60	2.36
11	.125 (3.18)	.50 (12.70)	226-□108-ND	3.80	3.38	2.79	2.54
	.125 (3.18)	.625 (15.875)	226-□109-ND	3.94	3.50	2.89	2.63
	.125 (3.18)	.75 (19.05)	226-□110-ND	4.07	3.62	2.99	2.72
	.125 (3.18)	.925 (23.50)	226-□111-ND	4.28	3.80	3.14	2.85
11	.236 (6.00)	.50 (12.70)	226-□116-ND	3.80	3.38	2.79	2.54
	.236 (6.00)	.625 (15.875)	226-□117-ND	3.94	3.50	2.89	2.63
	.236 (6.00)	.75 (19.05)	226-□118-ND	4.07	3.62	2.99	2.72
	.236 (6.00)	.925 (23.50)	226-□119-ND	4.28	3.80	3.14	2.85
12	.250 (6.35)	.50 (12.70)	226-□112-ND	3.80	3.38	2.79	2.54
	.250 (6.35)	.625 (15.875)	226-□113-ND	3.94	3.50	2.89	2.63
	.250 (6.35)	.75 (19.05)	226-□114-ND	4.07	3.62	2.99	2.72
	.250 (6.35)	.925 (23.50)	226-□115-ND	4.28	3.80	3.14	2.85
12	.125 (3.18)	.50 (12.70)	226-□144-ND	3.80	3.38	2.79	2.54
	.125 (3.18)	.625 (15.875)	226-□145-ND	3.94	3.50	2.89	2.63
	.125 (3.18)	.75 (19.05)	226-□146-ND	4.07	3.62	2.99	2.72
	.125 (3.18)	.925 (23.50)	226-□147-ND	4.28	3.80	3.14	2.85
12	.236 (6.00)	.50 (12.70)	226-□152-ND	3.80	3.38	2.79	2.54
	.236 (6.00)	.625 (15.875)	226-□153-ND	3.94	3.50	2.89	2.63
	.236 (6.00)	.75 (19.05)	226-□154-ND	4.07	3.62	2.99	2.72
	.236 (6.00)	.925 (23.50)	226-□155-ND	4.28	3.80	3.14	2.85
12	.250 (6.35)	.50 (12.70)	226-□148-ND	3.80	3.38	2.79	2.54
	.250 (6.35)	.625 (15.875)	226-□149-ND	3.94	3.50	2.89	2.63
	.250 (6.35)	.75 (19.05)	226-□150-ND	4.07	3.62	2.99	2.72
	.250 (6.35)	.925 (23.50)	226-□151-ND	4.28	3.80	3.14	2.85

* For complete part number, substitute the corresponding color choice (listed below) for □:

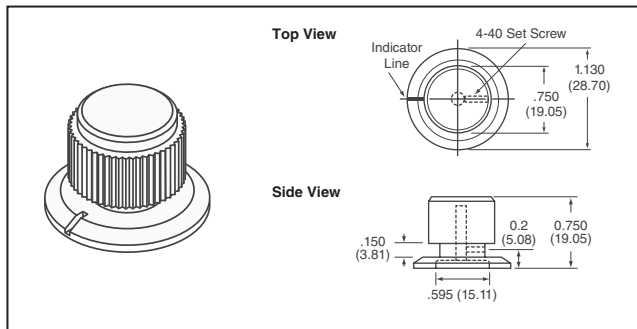
1 = Black Gloss 2 = Aluminum Gloss 3 = Aluminum Matte 4 = Black Matte

Push-to-Turn Aluminum Knobs



DDSPT Model

Made in the USA



Features:

- Precision aluminum machined surfaces from bar stock
- Anodized finish gloss or matte
- Colors are clear or black
- DDSPT knobs have a single 4-40 set screw

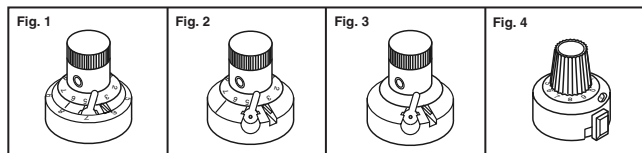
Shaft Dia. Inch (mm)	Color/ Finish	Digi-Key Part No.	Price Each			
			1	10	50	100
.125 (3.18)	Clear/Gloss	226-1046-ND	16.85	14.98	12.36	11.24
.236 (6.00)	Clear/Gloss	226-1047-ND	16.85	14.98	12.36	11.24
.250 (6.35)	Clear/Gloss	226-1045-ND	16.85	14.98	12.36	11.24
.125 (3.18)	Black/Gloss	226-1049-ND	16.85	14.98	12.36	11.24
.236 (6.00)	Black/Gloss	226-1050-ND	16.85	14.98	12.36	11.24
.250 (6.35)	Black/Gloss	226-1048-ND	16.85	14.98	12.36	11.24
.125 (3.18)	Clear/Matte	226-1052-ND	16.85	14.98	12.36	11.24
.236 (6.00)	Clear/Matte	226-1053-ND	16.85	14.98	12.36	11.24
.250 (6.35)	Clear/Matte	226-1051-ND	16.85	14.98	12.36	11.24
.125 (3.18)	Black/Matte	226-1055-ND	16.85	14.98	12.36	11.24
.236 (6.00)	Black/Matte	226-1056-ND	16.85	14.98	12.36	11.24
.250 (6.35)	Black/Matte	226-1054-ND	16.85	14.98	12.36	11.24

Concentric Scale Dials



SERIES: 400, 500, 600, 3400

Made in the USA



Features: Anodized precision machined aluminum exterior. Accommodates potentiometer shaft - 1/4" (6.35mm) with 3/8" x 32-NEF-2A bushing. Requires only one square inch of panel space.

400 Series: 1" (25.40mm) 10 Turn Calibration. This world class turns-counting dial is designed for multi-turn potentiometers up to ten turns or other rotary devices. The knob/scale attaches directly to the shaft, and the body of the dial is mounted rigidly to the panel, therefore, accurate readings with a ratio of 1000 to 1 for ten turns are provided with no backlash or reading error. Available with or without locking mechanism.

500 Series: 1" (25.40mm) 1 Turn Calibrated scale.

600 Series: 1" (25.40mm) 1 Turn Uncalibrated dial.

3400 Series: 7/8" (22.23mm) 20 Turn Calibration. Calibrated dial designed for multi-turn potentiometers up to twenty turns or other rotary devices. The turns counting digit appears in the window as the dial is rotated. Mounting bracket plate is installed between panel and panel nut, with the dial mounting directly to the potentiometer shaft.

Fig.	Description	Digi-Key Part No.	Price Each			Kilo Part No.
			1	5	10	
Commercial 10 Turn (Calibrated)						
1	Black Anodize, No Lock	411KL-ND	19.72	18.31	16.91	411
	Black Anodize, with Lock	412KL-ND	20.77	19.29	17.81	412
	Clear Anodize, No Lock	461KL-ND	19.72	18.31	16.91	461
	Clear Anodize, with Lock	462KL-ND	19.72	18.31	16.91	462
Commercial Single Turn (Calibrated)						
2	Black Anodize, with Lock	512KL-ND	19.13	17.85	17.00	512
	Clear Anodize, No Lock	561KL-ND	14.74	13.76	13.10	561
	Clear Anodize, with Lock	562KL-ND	19.13	17.85	17.00	562
Commercial Single Turn (Uncalibrated)						
3	Black Anodize, with Lock	612KL-ND	18.52	17.29	16.46	612
	Clear Anodize, with Lock	662KL-ND	18.52	17.29	16.46	662
Commercial 20 Turn (Calibrated)						
4	Black Anodize, with Lock	3412KL-ND	18.52	17.20	15.88	3412
	Clear Anodize, with Lock	3462KL-ND	18.52	17.20	15.88	3462



Instrumentation Knobs

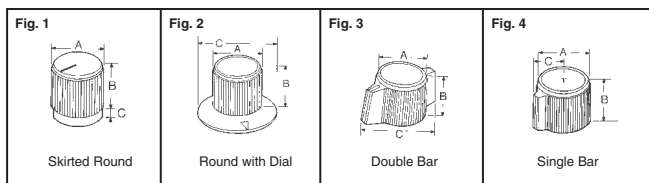


Fig.	Shaft Dia. - mm	Dimensions - mm			Digi-Key Part No.	Price Each		
		A	B	C		1	10	100
1	3.18	12.70	12.95	3.81	8554K-ND	5.82	5.44	5.33
	6.35	17.78	15.49	4.32	8555K-ND	6.03	5.63	5.51
	6.35	22.86	20.07	5.59	8556K-ND	6.21	5.80	5.72
2	3.18	12.70	13.97	22.86	8558K-ND	7.29	6.81	6.66
	6.35	17.78	18.03	29.21	8559K-ND	8.70	8.12	8.01
	6.35	22.86	22.10	38.74	8560K-ND	9.93	9.27	9.14
3	6.35	17.78	15.49	29.21	8565K-ND	7.38	6.89	6.77
	6.35	22.86	16.26	38.74	8566K-ND	7.95	7.42	7.22
4	3.18	12.70	12.95	8.89	8567K-ND	8.76	8.18	8.03
	6.35	17.78	15.49	11.68	8568K-ND	10.05	9.38	9.20
	6.35	22.86	20.07	14.99	8569K-ND	10.89	10.17	10.01

Knobs have a spun aluminum inlay with a clear coat finish.

More Product Available Online: www.digkey.com

Toll-Free: 1-800-344-4539 • Phone 218-681-6674 • Fax: 218-681-3380

(T091) 1947