



# Precision Potentiometers

## SERIES 39 — 1/2" (12.5mm) Single-Turn Conductive Plastic

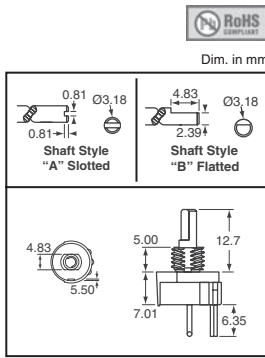
**Characteristics:** • Total Resistance Tolerance: ±20% • End Resistance: 2Ω maximum • Effective Electrical Angle: Non-Switching Type (Bushing Type "S") and Rotary Switch Type (Bushing Type "S"); 220°±5°; Momentary Push Switch Type (Bushing Type "L") 201°±5° • Contact Resistance Variation: 3% maximum • Dielectric Withstanding Voltage: 750 VRMS minimum • Insulation Resistance: 100MΩ minimum • Power Rating @70°C Linear Taper: 0.25 watt

### Switch Characteristics:

**Rotary Switch Type (SPST N.O.):** • Power Rating (Resistive Load): 0.5A @ 12VDC • Contact Resistance @ 10mA: 200mΩ maximum • Contact Bounce: 5 milliseconds • Actuation Torque: 0.7- 4.9 N-cm (1 - 7 oz. -in.)

**Momentary Push Switch Type (SPST N.O.):** • Power Rating (Resistive Load): 250mA @ 12VDC • Contact Resistance @ 10mA (with 500gm Shaft Load): 500 maximum • Contact Bounce: 5 milliseconds • Actuation Force: 500 ±100 grams

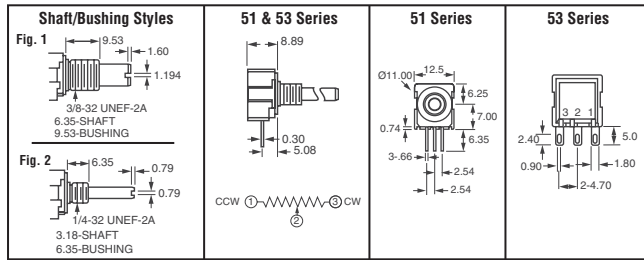
**Environmental Characteristics:** • Rotation Life (No Load): 50,000 Cycles • Switch Life: Rotary Switch Type: 25,000 cycles; Momentary Push Switch Type: 50,000 cycles



Shaft Style	Ω	Shaft Dia. x Length	Switch Type	Digi-Key Part No.	1	25	50
A	10K	1/8" x 1/2"	Momentary Push	39LA-1PB-103-ND	7.95	5.41	5.09
A	20K		Momentary Push	39LA-1PB-203-ND	7.95	5.41	5.09
A	50K		Momentary Push	39LA-1PB-503-ND	7.95	5.41	5.09
B	10K		Momentary Push	39LB-1PB-103-ND	7.95	5.41	5.09
A	10K		No Switch	39SA-1NB-103-ND	7.28	4.95	4.66
A	20K		No Switch	39SA-1NB-203-ND	7.28	4.95	4.66
A	50K	No Switch	39SA-1NB-503-ND	7.28	4.95	4.66	
A	10K	1/8" x 1/2"	Rotary	39SA-1RB-103-ND	9.55	6.50	6.12
A	20K		Rotary	39SA-1RB-203-ND	9.55	6.50	6.12
A	50K		Rotary	39SA-1RB-503-ND	9.55	6.50	6.12
B	10K		No Switch	39SB-1NB-103-ND	7.28	4.95	4.66
B	10K		Rotary	39SB-1RB-103-ND	9.55	6.50	6.12

## SERIES 50 — Sealed 1/2" (12.5mm) Square Control

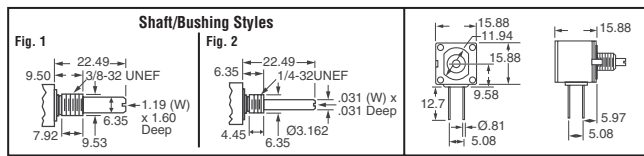
**Characteristics:** • Effective Electrical Angle: 270° ±5° • Contact Resistance Variation: 2.0% • Dielectric Withstanding Voltage: Sea Level: 1,500VAC minimum; 70,000 Feet: 500VAC minimum • Insulation Resistance: 1,000MΩ minimum • Mounting hardware included



Bush. Fig.	Taper	Resis. Tolerance	Ω	Watts	Element Material	Digi-Key Part No.	1	25	50	100
2	Linear	±10%	1K	1	Cermet	51CAD-E28-A10L-ND	7.39	5.75	4.70	3.98
2	Linear	±10%	5K	1	Cermet	51CAD-E28-A13L-ND	7.39	5.75	4.70	3.98
1	Audio	±20%	10K	1/4	Conductive Plastic	51AAD-B28-D15L-ND	7.97	6.21	5.07	4.29
2	Audio	±20%	10K	1/4	Conductive Plastic	51CAD-E28-D15L-ND	7.97	6.21	5.07	4.29
2	Linear	±20%	10K	1/2	Conductive Plastic	51CAD-E24-B15L-ND	7.39	5.75	4.70	3.98
1	Linear	±10%	10K	1	Cermet	51AAD-B24-A15L-ND	7.39	5.75	4.70	3.98
2	Linear	±10%	10K	1	Cermet	51CAD-E24-A15L-ND	7.39	5.75	4.70	3.98
2	Linear	±10%	100K	1	Cermet	51CAD-E28-A20L-ND	7.39	5.75	4.70	3.98
1	Linear	±20%	10K	1/2	Conductive Plastic	53AAA-B28-B15L-ND	8.51	6.64	5.42	4.59

## SERIES 81 — 2 Watt Cermet - 5/8" Square Single-Turn

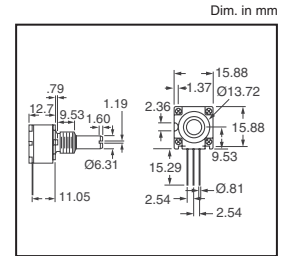
**Characteristics:** • Resistance Tolerance: ±10% • Continuity: Maintained for full mechanical angle • Effective Electrical Angle: 240° ±6° • Contact Resistance Variation: ±1% or 3Ω (whichever is greater) • Theoretical Resolution: Essentially Infinite • Dielectric Withstanding Voltage: MIL-STD-202, Method 301 (Sea Level: 1500VAC minimum; 70,000 Feet: 500VAC minimum) • Insulation Resistance (500 VDC): 1,000MΩ minimum • Mounting hardware included



Bushing Fig.	Ω	Digi-Key Part No.	1	25	50	100
1	1K	81A1A-B28-A10L-ND	9.02	7.02	5.74	4.85
1	5K	81A1A-B28-A13L-ND	9.02	7.02	5.74	4.85
2	5K	81C1A-E28-A13L-ND	9.02	7.02	5.74	4.85
1	10K	81A1A-B28-A15L-ND	9.02	7.02	5.74	4.85
2	10K	81C1A-E28-A15L-ND	9.02	7.02	5.74	4.85
2	100K	81C1A-E28-A20L-ND	9.02	7.02	5.74	4.85

## SERIES 91 — 5/8" Square Single-Turn Conductive Plastic - Bushing Mount

**Characteristics:** • Resistance Tolerance: ±20% • Continuity: Maintained for full mechanical angle • Effective Electrical Angle: 240° ±6° • Contact Resistance Variation: ±1% • Dielectric Withstanding Voltage: MIL-STD-202, Method 301 (Sea Level: 1,500VAC minimum; 70,000 Feet: 500VAC minimum) • Insulation Resistance (500 VDC): 1,000MΩ minimum • Theoretical Resolution: Essentially infinite • Mounting hardware included

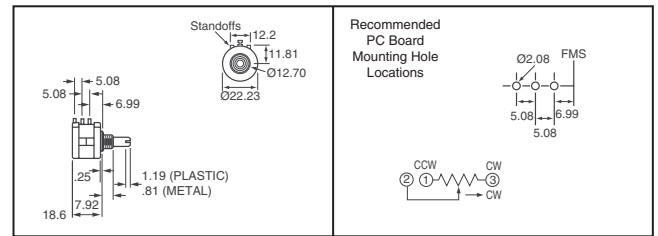


Taper	Ω	Watts	Shaft Length From Mtg. Surface Inches (mm)	Digi-Key Part No.	1	25	50	100
Linear	1K	1/2	7/8" (22.23)	91A1A-B28-B10L-ND	4.74	3.69	3.01	2.55
Linear	5K	1/2	3/4" (19.05)	91A1A-B24-B13L-ND	4.74	3.69	3.01	2.55
Linear	5K	1/2	7/8" (22.23)	91A1A-B28-B13-ND†	4.74	3.69	3.01	2.55
Audio	10K	1/4	3/4" (19.05)	91A1A-B24-D15L-ND	5.37	4.18	3.42	2.89
Linear	10K	1/2	3/4" (19.05)	91A1A-B24-B15L-ND	4.74	3.69	3.01	2.55
Linear	10K	1/2	7/8" (22.23)	91A1A-B28-B15L-ND	4.74	3.69	3.01	2.55

† For RoHS Compliant Part Number, change -ND to L-ND.

## SERIES 3590 — 2 Watt - 10 Turn Wirewound

**Characteristics:** • Resistance Tolerance: ±5% • Effective Electrical Angle: 3600° +10°, -0° • Dielectric Withstanding Voltage: MIL-STD-202, Method 301 (Sea Level: 2,000VAC minimum) • Insulation Resistance (500 VDC): 1,000MΩ minimum • Mounting hardware included



Ω	Resolution %	Bushing Type & Dim.	Shaft Diameter Inches (mm)	Digi-Key Part No.	1	50	100	500
2K	.023	3/8" x 5/16"	2480" (6.30)	3590S-1-202L-ND	10.02	8.12	7.41	7.02
5K	.025			3590S-1-502-ND†	10.02	8.12	7.41	7.02
20K	.016			3590S-1-203L-ND	10.02	8.12	7.41	7.02
50K	.013			3590S-1-503L-ND	12.10	9.80	8.95	8.47
100K	.009			3590S-1-104L-ND	12.98	10.51	9.61	9.10
500	.033	3/8" x 5/16"	2497" (6.34)	3590S-2-501L-ND	10.02	8.12	7.41	7.02
1K	.029			3590S-2-102L-ND	10.02	8.12	7.41	7.01
2K	.023			3590S-2-202-ND†	10.02	8.12	7.41	7.02
5K	.025			3590S-2-502L-ND	10.02	8.12	7.41	7.02
10K	.020			3590S-2-103L-ND	10.02	8.12	7.41	7.02
20K	.016			3590S-2-203L-ND	10.02	8.12	7.41	7.02
50K	.013			3590S-2-503L-ND	12.10	9.80	8.95	8.47
100K	.009			3590S-2-104L-ND	12.98	10.51	9.61	9.10

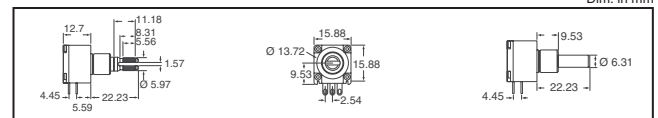
† For RoHS Compliant Part Number, change -ND to L-ND.

## SERIES 95 — 5/8" Square Guitar Potentiometer

**Specifications:** • Rotational Life: 100K cycles • Contact Resistance Variation: 1% maximum • Power Rating: 0.25 watts • Moisture Resistance: ±20% TRS

### Features:

• Conductive polymer element • Very low noise • Single-turn • Taper: Audio



Ω	Shaft Type	Digi-Key Part No.	1	5	10	25
250K	Knurled	95A1D-Z28-EAO/300L-ND	13.28	10.92	10.21	9.44
250K	Plain	95A1D-Z28-EAO/301L-ND	8.40	6.83	6.30	5.95
500K	Knurled	95A1D-Z28-EAO/302L-ND	13.28	10.92	10.21	9.44

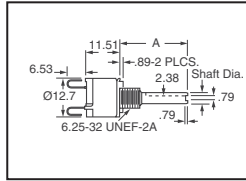
More Product Available Online: [www.digkey.com](http://www.digkey.com)

Toll-Free: 1-800-344-4539 • Phone 218-681-6674 • Fax: 218-681-3380



## Precision Potentiometers

### SERIES 3862 — 1 Watt Cermet 1/2" Diameter Single-Turn Panel Control

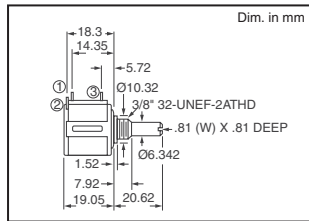


- **Resistance Tolerance:** ±10%
  - **Continuity:** Maintained for full mechanical angle
  - **Effective Electrical Angle:** 260° ±10°
  - **Contact Resistance Variation:** ±3% of total resistance
  - **Theoretical Resolution:** Essentially infinite
  - **Dielectric Withstanding Voltage:** MIL-STD-202, Method 301 (Sea Level: 750VAC minimum; 70,000 Feet: 350VAC minimum)
  - **Insulation Resistance (500 VDC):** 1,000MΩ minimum
- Mounting hardware included.

Ω	Dim. A (mm)	Shaft Dia. (mm)	Digi-Key Part No.	Price Each				
				1	25	50	100	250
10K	12.7	3.18	3862C-162-103AL-ND	14.69	11.44	9.34	7.90	7.35
10K	22.20	3.18	3862C-282-103AL-ND	14.69	11.44	9.34	7.90	7.35

### SERIES 3540/3541 — 2 Watt - 10 Turn Wirewound/Hybratron®

- **Resistance Tolerance:** ±5% for 3540 series ±10% for 3541 series
  - **Effective Electrical Angle:** 3600° ±10°, -0°
  - **Dielectric Withstanding Voltage:** MIL-STD-202, Method 301 (Sea Level: 1,000VAC minimum)
  - **Insulation Resistance (500VDC):** 1,000MΩ minimum
- Mounting hardware included.

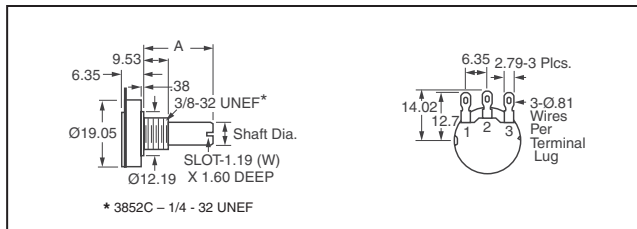


Ω	Resolution %	Digi-Key Part No.	Price Each			
			1	50	100	500
<b>Wirewound</b>						
100	.055	3540S-1-101-ND	26.76	21.68	19.80	18.74
500	.031	3540S-1-501-ND	26.76	21.68	19.80	18.74
1K	.027	3540S-1-102-ND	26.76	21.68	19.80	18.74
2K	.021	3540S-1-202-ND	26.76	21.68	19.80	18.74
5K	.021	3540S-1-502-ND	26.76	21.68	19.80	18.74
10K	.019	3540S-1-103-ND	26.76	21.68	19.80	18.74
20K	.014	3540S-1-203-ND	26.76	21.68	19.80	18.74
50K	.011	3540S-1-503-ND	29.76	24.10	22.02	20.84
100K	.008	3540S-1-104-ND	39.34	31.86	29.11	27.53
<b>Hybratron</b>						
1K	Essen-	3541H-1-102-ND	56.56	45.81	41.85	39.59
5K	tially	3541H-1-502-ND	56.56	45.81	41.85	39.59
10K	Infinite	3541H-1-103-ND	56.56	45.81	41.85	39.59

### SERIES 3852 2 Watt Cermet 3/4" (19.05mm) Diameter Panel Control

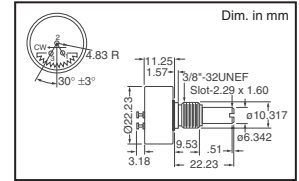


- **Resistance Tolerance:** ±10%
  - **Continuity:** Maintained for full mechanical angle
  - **Effective Electrical Angle:** 250° ±5°
  - **Contact Resistance Variation:** ±3% of total resistance or 3Ω (whichever is greater)
  - **Dielectric Withstanding Voltage:** MIL-STD-202, Method 301 (Sea Level: 900VAC minimum; 70,000 Feet: 350VAC minimum)
  - **Insulation Resistance (500VDC):** 1,000MΩ minimum
- Mounting hardware included.



Ω	Dim. A (mm)	Shaft Dia. (mm)	Digi-Key Part No.	Price Each				
				1	25	50	100	250
1K	12.7	6.35	3852A-162-102AL-ND	9.16	7.12	5.83	4.93	4.58
1K	22.20	6.35	3852A-282-102AL-ND	9.16	7.12	5.83	4.93	4.58
5K	22.20	6.35	3852A-282-502AL-ND	9.16	7.12	5.83	4.93	4.58
10K	22.20	6.35	3852A-282-103AL-ND	9.16	7.12	5.83	4.93	4.58
10K	12.7	6.35	3852A-162-103AL-ND	9.16	7.12	5.83	4.93	4.58
100K	22.20	6.35	3852A-282-104AL-ND	9.16	7.12	5.83	4.93	4.58
10K	22.20	3.18	3852C-282-103AL-ND	9.16	7.12	5.83	4.93	4.58

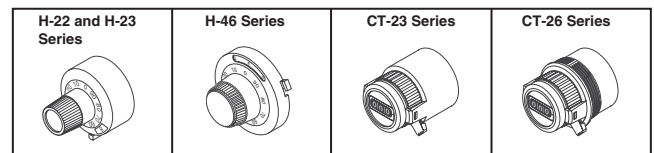
### SERIES 6639 — 1 Watt Conductive Plastic - Bushing Mount



- **Resistance Tolerance:** Standard ±15%
  - **Resolution:** Essentially infinite
  - **Effective Electrical Angle:** 340° ±3°
  - **End Voltage:** 0.5% maximum
  - **Output Smoothness:** 0.1%
  - **Dielectric Withstanding Voltage:** MIL-STD-202, Method 301 (Sea Level: 750VAC minimum)
  - **Insulation Resistance (500 VDC):** 500MΩ minimum
- Mounting hardware included.

Ω	Digi-Key Part No.	Price Each			
		1	50	100	500
1K	6639S-1-102-ND	11.46	9.29	8.48	8.30
5K	6639S-1-502-ND	11.46	9.29	8.48	8.30
10K	6639S-1-103-ND	11.46	9.29	8.48	8.30

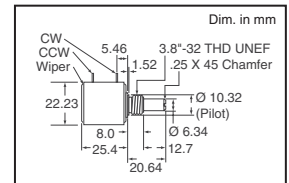
### SERIES H-22, H-23, H-46, CT-23 and CT-26 Turns-Counting Dials



Turns	Read Out	Division/ Turn	Brake	Dia. (mm)	Accepts Shaft Dia. (mm)	Body Finish	Digi-Key Part No.	Price Each		
								1	25	50
<b>H-22 Series</b>										
0-15	Analog	50	Yes	22	6.35	Clear	H-22-6A-ND	8.54	8.12	7.69
							H-22-6A-B-ND	11.54	8.88	7.85
							H-22-6M-ND	11.54	8.88	7.85
<b>H-23 Series</b>										
0-15	Analog	50	Yes	22	6.35	Polished	H-23-6A-ND	11.54	8.88	7.85
							H-23-6M-ND	11.54	8.88	7.85
<b>H-46 Series</b>										
0-20	Analog	100	Yes	46	6.35	Clear	H-46-6A-ND	16.90	16.06	15.21
<b>CT-23 Series</b>										
0-10	Digital	50	Yes	27	6.35	Clear	CT-23-6A-ND	20.42	15.63	14.81
							CT-23-6M-ND	20.42	15.63	14.81
<b>CT-26 Series</b>										
0-10	Digital	50	Yes	28	6.35	Clear	CT-26-6A-ND	20.42	15.63	14.81
							CT-26-6M-ND	20.42	15.63	14.81

G

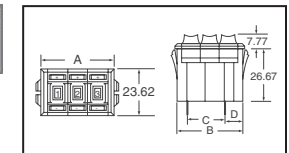
### SERIES 3500 2 Watt - 10 Turn Wirewound



- **Resistance Tolerance:** ±3%
  - **Independent Linearity:** ±0.20%
  - **Effective Electrical Angle:** 3600° ±10°, -0°
  - **Dielectric Withstanding Voltage:** MIL-STD-202, Method 301 (Sea Level: 1,500VAC minimum; 70,000 Feet: 400VAC minimum)
  - **Insulation Resistance (500VDC):** 1,000MΩ minimum
- Mounting hardware included.

Ω	Resolution %	Digi-Key Part No.	Price Each				
			1	25	100	500	1,000
1K	.030	3500S-2-102L-ND	41.75	33.82	30.91	29.23	27.15
5K	.018	3500S-2-502L-ND	41.75	33.82	30.91	29.23	27.15
10K	.019	3500S-2-103L-ND	41.75	33.82	30.91	29.23	27.15

### SERIES 3680 2 Watt Pushbutton Cermet



- **Resistance Tolerance:** ±3%
- **Resolution:** 3682: 1%; 3683: 0.1%
- **Power Rating:** +25°C: 2 Watts
- **Dielectric Withstanding Voltage:** MIL-STD-202, Method 301 (Sea Level: 1000VAC minimum)

Ω	Dimensions (mm)				Digi-Key Part No.	Price Each				
	A	B	C	D		1	25	100	500	1,000
10K	26.67	25.15	10.67	11.94	3682S-1-103L-ND	27.34	22.14	20.23	19.14	17.78
1K	37.08	35.31	18.54	11.94	3683S-1-102L-ND	40.46	32.77	29.94	28.32	26.30
5K	37.08	35.31	18.54	11.94	3683S-1-502L-ND	40.46	32.77	29.94	28.32	26.30
10K	37.08	35.31	18.54	11.94	3683S-1-103L-ND	40.46	32.77	29.94	28.32	26.30

More Product Available Online: [www.digikey.com](http://www.digikey.com)

Toll-Free: 1-800-344-4539 • Phone 218-681-6674 • Fax: 218-681-3380

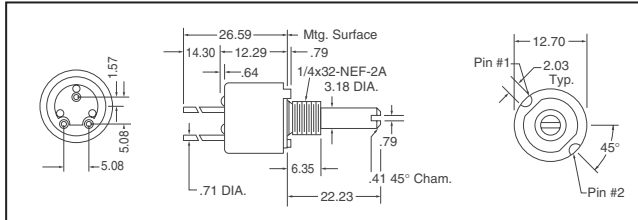
(T091) 1939



**Washable, Conductive Plastic Potentiometers — 1/2 Watt**

**SERIES 392JB**

- **Power Rating:** .5 watt at 70°C, voltage not to exceed rating
- **Electrical/Mechanical Rotation:** 295° ±5°
- **Effective Rotation:** 265° ±0°, -10°
- **Resistance Tolerance:** ±10% through 500K. ±20% at 1MEG
- **Dielectric Strength:** 750VAC for 60 seconds, at ATM pressure. 350VAC for 60 seconds, 3.4 in. Hg.
- **Working Voltage:** 350VDC across terminals, but power not to exceed rating
- **Operational Temperature Range:** -40°C - 120°C



**Series 392JB: Plastic Shaft and Bushing**  
**RESISTANCE CODE CHART**  
(Resistance Value — Linear)

Code (Value)	Code (Value)	Code (Value)
101 (100)	502 (5K)	104 (100K)
251 (250)	103 (10K)	254 (250K)
501 (500)	253 (25K)	504 (500K)
102 (1K)	503 (50K)	105 (1MEG)
252 (2.5K)		

Resistance Range (Ω)	Digi-Key† Part No.	1	10	50	100	250	500	Honeywell Part No.
100 - 1MEG	392JB(Code)-ND	5.69	4.16	3.57	3.40	3.18	3.07	392JB(Value)

† For complete part number, substitute corresponding code from Resistance Code Chart.

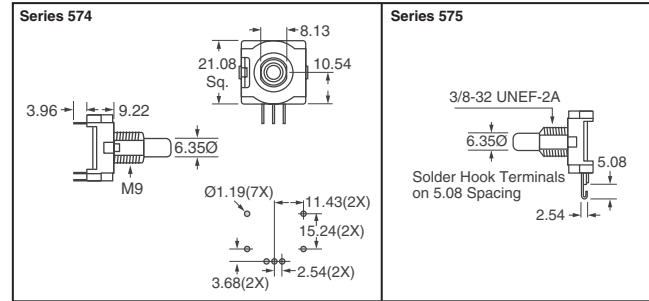
**Conductive Plastic Potentiometers — 1/4 Watt**

**SERIES 574SFx, 575SSx**

- **Resistance Tolerance:** ±20%
  - **Power Rating (Watts):** 0.25W at 70°C
  - **Mechanical and Electrical Rotation:** 300° ±5°
  - **Working Voltage:** 350VAC maximum
  - **Effective Rotation:** 270°
- Hardware not included.

**RESISTANCE CODE CHART**  
(Resistance Value — Linear)

Code (Value)	Code (Value)
102 (1K)	503 (50K)
103 (10K)	104 (100K)



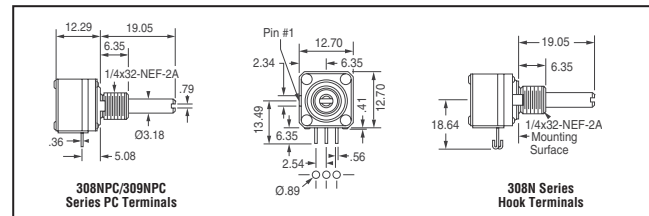
Resistance Range (Ω)	Shaft Type	Digi-Key† Part No.	1	10	50	100	Honeywell Part No.
10K - 100K	Flatted	574SF(Code)-ND	3.14	2.10	1.81	1.71	574SX1M48F(Value)SD
10K - 100K	Slotted	574SS(Code)-ND	3.14	2.10	1.81	1.71	574SX1M48S(Value)SD
1K - 50K	Flatted	575SF(Code)-ND	2.66	1.75	1.46	1.42	575SX1A48F(Value)SS
1K - 50K	Slotted	575SS(Code)-ND	2.66	1.75	1.46	1.42	575SX1A48S(Value)SS
		Mounting Nut (574 Series)	—	.07	.07	.06	D02318603
		Mounting Nut (575 Series)	—	.26	.24	.21	D01051301
		Lock Washer	—	.49	.37	.34	D01070602

† For complete part number, substitute corresponding code from Resistance Code Chart.

**Conductive Plastic Potentiometers — 1/2 Watt, 1 Watt**

**SERIES 308N, 308NPC and 309NPC**

- **Resistance Tolerance:** ±10% up to 500K. ±20% above 500K
- **Electrical and Mechanical Rotation:** 295° ±5°
- **Dielectric Strength:** 750VAC (308 Series), 900VAC (309 Series), for 60 SEC ATM
- **Working Voltage:** 350VDC across terminals
- **Power Rating:** .5 watt at 70°C (308 Series), 1 watt at 150°C (309 Series)
- **Operational Temperature:** -40° - 120°C (308 Series), -40°C - 150°C (309 Series)
- **Rotational Life:** 50,000 cycles under load (308 Series), 25,000 cycles under load (309 Series)



**RESISTANCE CODE CHART**  
(Resistance Value — Linear)

Code (Value)	Code (Value)	Code (Value)
101 (100)	502 (5K)	254 (250K)
251 (250)	103 (10K)	504 (500K)
501 (500)	253 (25K)	105 (1MEG)
102 (1K)	503 (50K)	255 (2.5MEG)
252 (2.5K)	104 (100K)	505 (5MEG)

Resistance Range (Ω)	Digi-Key† Part No.	1	10	50	100	250	Honeywell Part No.
100 - 5MEG	308N(Code)-ND	6.73	4.98	4.39	4.12	3.91	308N(Value)
100 - 1MEG	308NPC(Code)-ND	6.86	5.08	4.48	4.20	3.99	308NPC(Value)
100 - 5MEG	309NPC(Code)-ND	8.06	5.81	5.16	4.84	4.60	309NPC(Value)

† For complete part number, substitute corresponding code from Resistance Code Chart.  
N = Shaft: 1/8 in. (3.18mm) diameter x 3/4 in. (19.05mm)

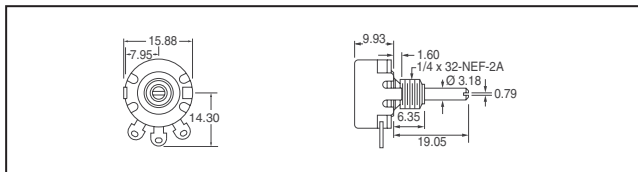
**Conductive Plastic Potentiometers — 1 Watt**

**SERIES 381**

The "Quiet One" with 1% dynamic noise and 5% independent linearity.

**Specifications:**

- **Resistance Tolerance:** Linear: ±10% up to 500K; ±20% above 500K
- **Power Rating (Watts):** 1W at 70°C, voltage not to exceed rating
- **Mechanical and Electrical Rotation:** 300° ±5° without switch
- **Working Voltage:** 350VDC across end terminals, but power not to exceed rating
- **Effective Rotation:** 270° ±0° -10°
- **Dielectric Strength:** 1,000VAC for 60 Seconds ATM



**RESISTANCE CODE CHART**  
(Resistance Value — Linear)

Code (Value)	Code (Value)	Code (Value)
101 (100)	502 (5K)	254 (250K)
251 (250)	103 (10K)	504 (500K)
501 (500)	253 (25K)	105 (1MEG)
102 (1K)	503 (50K)	255 (2.5MEG)
252 (2.5K)	104 (100K)	505 (5MEG)

Resistance Range (Ω)	Digi-Key† Part No.	1	10	50	Honeywell Part No.
100 - 5MEG	381N(Code)-ND	9.79	7.14	6.33	381N(Value)

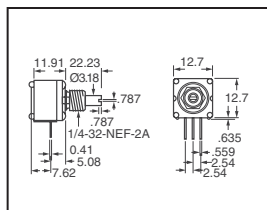
† For complete part number, substitute corresponding code from Resistance Code Chart.

**Conductive Plastic Potentiometers — 1/2 Watt**

**SERIES 590SX**

- **Resistance Tolerance:** ±10%
- **Power Rating (Watts):** 0.5W at 70°C
- **Mechanical and Electrical Rotation:** 295° ±5°
- **Working Voltage:** 350VAC maximum across end terminals, but within power rating
- **Effective Rotation:** 265° ±5°

Hardware included.



**RESISTANCE CODE CHART**  
(Resistance Value — Linear)

Code (Value)	Code (Value)	Code (Value)
102 (1K)	502 (5K)	103 (10K)◆

Resistance Range (Ω)	Digi-Key† Part No.	1	10	50	100	Honeywell Part No.
1K - 10K	590SX(Code)-ND	5.38	3.89	3.29	3.19	590SX1N56S(Value)SP

◆ RoHS Compliant † For complete part number, substitute corresponding code from Resistance Code Chart.

**More Product Available Online: [www.digkey.com](http://www.digkey.com)**

Toll-Free: 1-800-344-4539 • Phone 218-681-6674 • Fax: 218-681-3380