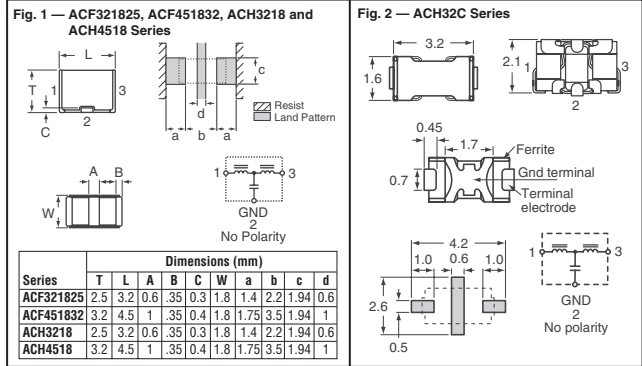




### 3-Terminal Filters for Signal Line and DC Power Line / SMD – ACF and ACH Series

**Features:** • The ACF and ACH series are T-type EMC filters incorporating ferrite chip beads and multilayer ceramic chip capacitors. • The external structure consists entirely of ferrite, enabling these parts to achieve superior attenuation characteristics despite their extremely compact dimensions. • Because they can be mounted on edge, the ACF and ACH series are ideal for high-density circuit configurations.

Dimensions in mm



Attenuation Frequency (MHz) Max.	I Max. (A)	Rdc Max. (Ω)	Digi-Key Part No.	Cut Tape Pricing 1 10 50	Tape and Reel Pricing* 1,000	TDK Part No.	
<b>Fig. 1 - ACF321825 Series, Operating Temperature -25°C - 85°C</b>							
17	0.3	0.15	445-2059-1-ND	.51	4.38	20.22	235.95
27	0.3	0.15	445-2060-1-ND	.51	4.38	20.22	235.95
37	0.3	0.15	445-2061-1-ND	.51	4.38	20.22	235.95
45	0.3	0.15	445-2062-1-ND	.51	4.38	20.22	235.95
55	0.3	0.15	445-2063-1-ND	.51	4.38	20.22	235.95
65	0.3	0.15	445-2064-1-ND	.51	4.38	20.22	235.95
80	0.3	0.15	445-2065-1-ND	.51	4.38	20.22	235.95
100	0.3	0.15	445-2066-1-ND	.51	4.38	20.22	235.95
120	0.3	0.15	445-2067-1-ND	.51	4.38	20.22	235.95
145	0.3	0.15	445-2068-1-ND	.51	4.38	20.22	235.95
165	0.3	0.15	445-2069-1-ND	.51	4.38	20.22	235.95
200	0.3	0.15	445-2070-1-ND	.51	4.38	20.22	235.95
240	0.3	0.15	445-2071-1-ND	.51	4.38	20.22	235.95
300	0.3	0.15	445-2072-1-ND	.51	4.38	20.22	235.95
370	0.3	0.15	445-2073-1-ND	.51	4.38	20.22	235.95
450	0.3	0.15	445-2074-1-ND	.51	4.38	20.22	235.95
530	0.3	0.15	445-2075-1-ND	.51	4.38	20.22	235.95
650	0.3	0.15	445-2076-1-ND	.51	4.38	20.22	235.95

Attenuation Frequency (MHz) Max.	I Max. (A)	Rdc Max. (Ω)	Digi-Key Part No.	Cut Tape Pricing 1 10 50	Tape and Reel Pricing* 1,000	TDK Part No.	
<b>Fig. 1 - ACF451832 Series, Operating Temperature -25°C - 85°C</b>							
12	0.3	0.15	445-2077-1-ND	.61	5.26	24.27	283.15
15	0.3	0.15	445-2078-1-ND	.61	5.26	24.27	283.15
18	0.3	0.15	445-2079-1-ND	.61	5.26	24.27	283.15
23	0.3	0.15	445-2080-1-ND	.61	5.26	24.27	283.15
35	0.3	0.15	445-2081-1-ND	.61	5.26	24.27	283.15
40	0.3	0.15	445-2082-1-ND	.61	5.26	24.27	283.15
50	0.3	0.15	445-2083-1-ND	.61	5.26	24.27	283.15
60	0.3	0.15	445-2084-1-ND	.61	5.26	24.27	283.15
75	0.3	0.15	445-2085-1-ND	.61	5.26	24.27	283.15
90	0.3	0.15	445-2086-1-ND	.61	5.26	24.27	283.15
105	0.3	0.15	445-2087-1-ND	.61	5.26	24.27	283.15
125	0.3	0.15	445-2088-1-ND	.61	5.26	24.27	283.15
150	0.3	0.15	445-2089-1-ND	.61	5.26	24.27	283.15
190	0.3	0.15	445-2090-1-ND	.61	5.26	24.27	283.15
230	0.3	0.15	445-2091-1-ND	.61	5.26	24.27	283.15
280	0.3	0.15	445-2092-1-ND	.61	5.26	24.27	283.15
340	0.3	0.15	445-2093-1-ND	.61	5.26	24.27	283.15
410	0.3	0.15	445-2094-1-ND	.61	5.26	24.27	283.15
500	0.3	0.15	445-2095-1-ND	.61	5.26	24.27	283.15
600	0.3	0.15	445-2096-1-ND	.61	5.26	24.27	283.15

Attenuation Frequency (MHz) Max.	I Max. (A)	Rdc Max. (Ω)	Digi-Key Part No.	Cut Tape Pricing 1 10 50	Tape and Reel Pricing* 1,000	TDK Part No.	
<b>Fig. 1 - ACH3218 Series, Operating Temperature -25°C - 85°C</b>							
17	1.5	0.06	445-2097-1-ND	.51	4.38	20.22	235.95
27	1.5	0.06	445-2098-1-ND	.51	4.38	20.22	235.95
37	1.5	0.06	445-2099-1-ND	.51	4.38	20.22	235.95
45	1.5	0.06	445-2100-1-ND	.51	4.38	20.22	235.95
55	1.5	0.06	445-2101-1-ND	.51	4.38	20.22	235.95
65	1.5	0.06	445-2102-1-ND	.51	4.38	20.22	235.95
80	1.5	0.06	445-2103-1-ND	.51	4.38	20.22	235.95
100	1.5	0.06	445-2104-1-ND	.51	4.38	20.22	235.95
120	1.5	0.06	445-2105-1-ND	.51	4.38	20.22	235.95
145	1.5	0.06	445-2106-1-ND	.51	4.38	20.22	235.95
165	1.5	0.06	445-2107-1-ND	.51	4.38	20.22	235.95
200	1.5	0.06	445-2108-1-ND	.51	4.38	20.22	235.95
240	1.5	0.06	445-2109-1-ND	.51	4.38	20.22	236.00
300	1.5	0.06	445-2110-1-ND	.51	4.38	20.22	235.95
370	1.5	0.06	445-2111-1-ND	.51	4.38	20.22	235.95
450	1.5	0.06	445-2112-1-ND	.51	4.38	20.22	235.95
530	1.5	0.06	445-2113-1-ND	.51	4.38	20.22	235.95
650	1.5	0.06	445-2114-1-ND	.51	4.38	20.22	235.95

Attenuation Frequency (MHz) Max.	I Max. (A)	Rdc Max. (Ω)	Digi-Key Part No.	Cut Tape Pricing 1 10 50	Tape and Reel Pricing* 1,000	TDK Part No.	
<b>Fig. 1 - ACH4518 Series, Operating Temperature -25°C - 85°C</b>							
12	2	0.04	445-2115-1-ND	.61	5.26	24.27	283.15
15	2	0.04	445-2116-1-ND	.61	5.26	24.27	283.15
18	2	0.04	445-2117-1-ND	.61	5.26	24.27	283.15
23	2	0.04	445-2118-1-ND	.61	5.26	24.27	283.15

Attenuation Frequency (MHz) Max.	I Max. (A)	Rdc Max. (Ω)	Digi-Key Part No.	Cut Tape Pricing 1 10 50	Tape and Reel Pricing* 1,000	TDK Part No.	
35	2	0.04	445-2119-1-ND	.61	5.26	24.27	283.15
40	2	0.04	445-2120-1-ND	.61	5.26	24.27	283.15
50	2	0.04	445-2121-1-ND	.61	5.26	24.27	283.15
60	2	0.04	445-2122-1-ND	.61	5.26	24.27	283.15
75	2	0.04	445-2123-1-ND	.61	5.26	24.27	283.15
90	2	0.04	445-2124-1-ND	.61	5.26	24.27	283.15
105	2	0.04	445-2125-1-ND	.61	5.26	24.27	283.15
125	2	0.04	445-2126-1-ND	.61	5.26	24.27	283.15
150	2	0.04	445-2127-1-ND	.61	5.26	24.27	283.00
190	2	0.04	445-2128-1-ND	.61	5.26	24.27	283.15
230	2	0.04	445-2129-1-ND	.61	5.26	24.27	283.15
280	2	0.04	445-2130-1-ND	.61	5.26	24.27	283.15
340	2	0.04	445-2131-1-ND	.61	5.26	24.27	283.15
410	2	0.04	445-2132-1-ND	.61	5.26	24.27	283.15
500	2	0.04	445-2133-1-ND	.61	5.26	24.27	283.15
600	2	0.04	445-2134-1-ND	.61	5.26	24.27	283.15

\* For Tape and Reel part number, change 1-ND to 2-ND.

Guaranteed Frequency Bandwidth (MHz)	Guaranteed Attenuation (dB)	I Max. (A)	Rdc Max. (mΩ)	Digi-Key Part No.	Cut Tape Pricing 1 10 50	Tape and Reel Pricing* 2,000	TDK Part No.	
<b>Fig. 2 - ACH32C Series, Operating Temperature -40°C - 125°C</b>								
3.5 - 150	-25	6	2	445-2988-1-ND	.56	4.88	22.52	263.00/M
10 - 300	-25	6	2	445-2997-1-ND	.56	4.88	22.52	263.00/M
30 - 300	-25	6	2	445-2996-1-ND	.56	4.88	22.52	263.00/M
55 - 300	-25	6	2	445-2995-1-ND	.56	4.88	22.52	263.00/M
100 - 500	-25	6	2	445-2994-1-ND	.56	4.88	22.52	263.00/M
200 - 800	-25	6	2	445-2993-1-ND	.56	4.88	22.52	263.00/M
450 - 1300	-20	6	2	445-2992-1-ND	.56	4.88	22.52	263.00/M
650 - 2500	-15	6	2	445-2991-1-ND	.56	4.88	22.52	263.00/M
1300 - 2500	-15	6	2	445-2990-1-ND	.56	4.88	22.52	263.00/M
2000 - 5500	-15	6	2	445-2989-1-ND	.56	4.88	22.52	263.00/M

\* For Tape and Reel part number, change 1-ND to 2-ND.

### 3-Terminal Filters for Signal Line / SMD – MEM2012T Series



**Features:** • Multilayer chip EMC filter utilizing a T-type circuit. • Entirely monolithic structure results in high reliability. • Due to closed magnetic circuit architecture, high-density installation becomes possible and crosstalk generation is prevented. • Steep attenuation characteristic plot. Highly effective noise suppression. • Covers a wide range of frequencies. • Operating Temperature Range: -40°C - 85°C

Dimensions in mm

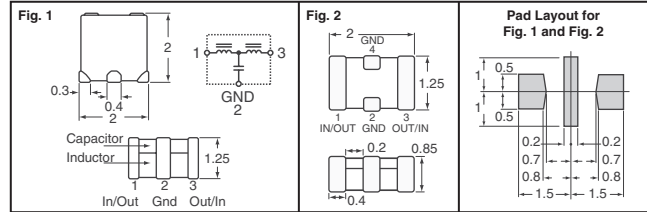


Fig.	Cut-off Freq. (MHz)	I Max. (A)	Digi-Key Part No.	Cut Tape Pricing 1 10 50	Tape and Reel Pricing* 1,000	TDK Part No.	
1	10	0.1	445-2135-1-ND	.26	2.28	10.52	122.69
	25	0.15	445-2136-1-ND	.26	2.28	10.52	122.69
	50	0.15	445-2137-1-ND	.26	2.28	10.52	122.69
	75	0.25	445-2138-1-ND	.51	4.38	20.22	235.95
	100	0.25	445-2139-1-ND	.26	2.28	10.52	122.69
2	25	0.1	445-3357-1-ND	.25	2.17	10.01	4,000
	35	0.1	445-3358-1-ND	.25	2.17	10.01	4,000
	50	0.1	445-3359-1-ND	.25	2.17	10.01	4,000
	100	0.25	445-3360-1-ND	.25	2.17	10.01	4,000
	200	0.25	445-3361-1-ND	.25	2.17	10.01	4,000

\* For Tape and Reel part number, change 1-ND to 2-ND.

### 3-Terminal Filters for Signal Line / SMD – MEM2012D Series



This chip type EMC filter eliminates the noise component from a communication line. This noise component can be eliminated by inserting these products in series with the communication line. In comparison to earlier multilayer chip EMC filters, signal wave-form distortion is low after the signal has passed through the filter. Therefore this filter can be used for high speed pulse signal circuits and wide band analog RGB circuits.

**Features:** • Small size • Steep attenuation characteristic • Low distortion of signal after passing through filter • Capable of reflow soldering  
**Applications:** • PCs • CRTs • LC display panels • Printers • Game machines • DVD equipment  
**Operating Temperature Range:** -40°C - 85°C

Cut-off Frequency (MHz)	I Maximum (A)	Digi-Key Part No.	Cut Tape Pricing 1 10 50	Tape and Reel Pricing* 4,000	TDK Part No.	
200	0.2	445-3353-1-ND	.33	2.89	13.34	156.00/M
300	0.2	445-3354-1-ND	.33	2.89	13.34	156.00/M
400	0.2	445-3355-1				



### 3-Terminal Filters for Wide-Band / SMD – MEM2012P Series



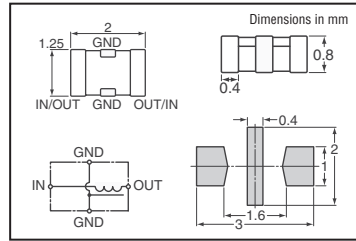
**Features:**

- Multilayer chip EMC filter that is small and low-profile due to the use of a  $\pi$ -type circuit
- Entirely monolithic structure results in high reliability
- Due to closed magnetic circuit architecture, high-density installation becomes possible, and crosstalk generation is prevented
- Steep attenuation characteristic plot, highly effective noise suppression
- Covers a wide range of frequencies
- $\pi$ -type circuit with 1 coil / 2 capacitors construction

**Applications:**

- Computers
- Computer peripherals
- VCRs
- TVs
- Car audio equipment
- Printers
- Game machines

**Operating Temperature Range:** -40°C – 85°C



Cut-off Frequency (MHz)	I Maximum (A)	Digi-Key Part No.	Cut Tape Pricing			Tape and Reel Pricing* 4,000	TDK Part No.
			1	10	50		
10	0.2	445-3362-1-ND	.33	2.89	13.34	156.00/M	MEM2012P10R0
25	0.2	445-3363-1-ND	.33	2.89	13.34	156.00/M	MEM2012P25R0
50	0.2	445-3364-1-ND	.33	2.89	13.34	156.00/M	MEM2012P50R0
75	0.2	445-3365-1-ND	.33	2.89	13.34	156.00/M	MEM2012P75R0
100	0.2	445-3366-1-ND	.33	2.89	13.34	156.00/M	MEM2012P101R

\* For Tape and Reel part number, change 1-ND to 2-ND.

E

### 3-Terminal Filters for Wide-Band / SMD – MEM2012TC Series



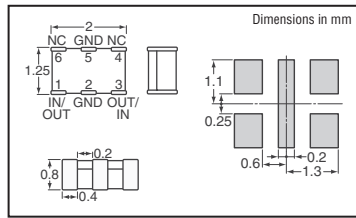
**Features:**

- Multilayer chip EMC filter utilizing a T-type circuit
- Entirely monolithic structure results in high reliability
- Due to closed magnetic circuit architecture, high-density installation becomes possible, and crosstalk generation is prevented
- Steep attenuation characteristic plot, highly effective noise suppression
- Covers a wide range of frequencies
- Combines a bead inductor with a through-type capacitor

**Applications:**

- Computer and computer peripherals
- VCRs
- TVs
- Car audio equipment
- Printers
- Game machines

**Operating Temperature Range:** -40°C – 85°C



Cap. (pF) ±30%	I Maximum (mA)	Digi-Key Part No.	Cut Tape Pricing			Tape and Reel Pricing* 4,000	TDK Part No.
			1	10	50		
10	1	445-3367-1-ND	.33	2.89	13.34	156.00/M	MEM2012TC100
22	1	445-3368-1-ND	.33	2.89	13.34	156.00/M	MEM2012TC220
47	1	445-3369-1-ND	.33	2.89	13.34	156.00/M	MEM2012TC470
100	1	445-3370-1-ND	.33	2.89	13.34	156.00/M	MEM2012TC101
150	1	445-3371-1-ND	.33	2.89	13.34	156.00/M	MEM2012TC151

\* For Tape and Reel part number, change 1-ND to 2-ND.

### 3-Terminal Filters for Wide-Band / SMD – MEM2012W Series



These SMD Type 3-terminal filters are used for elimination of high frequency noise from signal lines. Due to a higher cutoff frequency than earlier SMD type 3-terminal filters and steep attenuation characteristics, these filters are effective for elimination of a high level of high frequency noise.

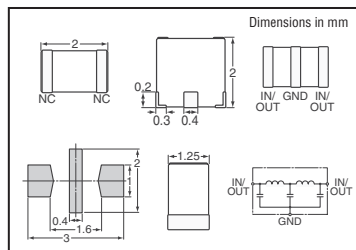
**Features:**

- Small size
- Entirely monolithic architecture

**Applications:**

- PCs
- Liquid crystal panels
- Printers
- Game machines
- Cellular phones
- Digital video cameras

**Operating Temperature Range:** -40°C – 85°C



Cut-off Frequency (MHz)	I Maximum (A)	Digi-Key Part No.	Cut Tape Pricing			Tape and Reel Pricing* 1,000	TDK Part No.
			1	10	50		
120	0.1	445-3372-1-ND	.42	3.61	16.68	195.00	MEM2012W121R
150	0.1	445-3373-1-ND	.42	3.61	16.68	195.00	MEM2012W151R
180	0.1	445-3374-1-ND	.42	3.61	16.68	195.00	MEM2012W181R
210	0.1	445-3375-1-ND	.42	3.61	16.68	195.00	MEM2012W211R
240	0.1	445-3376-1-ND	.42	3.61	16.68	195.00	MEM2012W241R

\* For Tape and Reel part number, change 1-ND to 2-ND.

### Common Mode Choke Coils for Signal Line / SMD – ZJYS Series



**Features:**

- A common mode filter for distortion-free noise removal from transmitted signals. Optimized for transmission of high quality signals
- Best filter for countering the common mode noise resulting from data signal processing by PCs, phone equipment, etc
- Due to a maximum current tolerance of 5A, can also be used to counter power line noise
- The ZJYS81R5-2PL is a high inductance common mode filter designed to use with a CAN-BUS

Fig. 1 — ZJYS51R5-2P, -2PB, -2PL

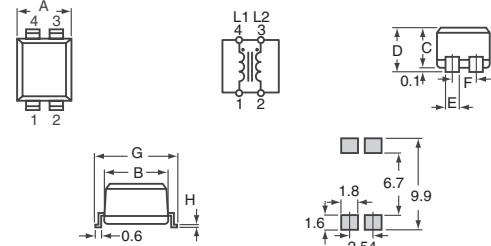


Fig. 2 — ZJYS51R5-4P, -M4PA

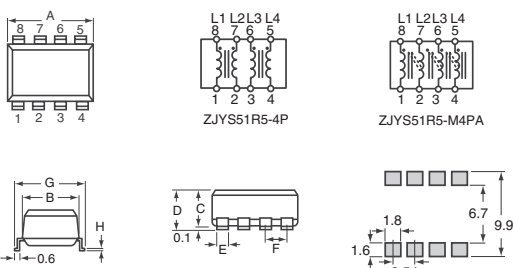


Fig. 3 — ZJYS81R5-2PL25-G01, -2PL51-G01

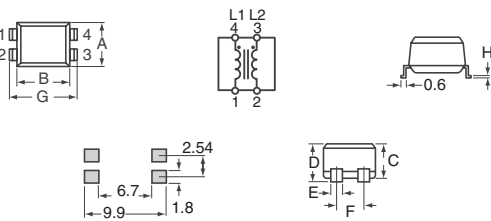


Fig.	Dimensions - mm								TDK Part No.
	A (Max.)	B (Max.)	C (Max.)	D (Max.)	E	F	G (Max.)	H	
1	5.5	6.86	4.57	5.08	1.3	2.54	9	0.25	ZJYS51R5-2P, -2PB, -2PL
2	10.5	6.86	4.57	5.08	1.3	2.54	9	0.25	ZJYS51R5-4P, -M4PA
3	6	7.1	4.5	5	1.3	2.54	9	0.25	ZJYS81R5-2PL25-G01, -2PL51-G01

Minimum Impedance $\Omega$ (MHz)	Rated Current I (A)	Digi-Key Part No.	Cut Tape Price Each			Tape and Reel* Qty.	Pricing	TDK Part No.
			1	10	50			
<b>Fig. 1 — 50V, Operating Temperature -25°C – 85°C</b>								
200 (20 – 300)	2	445-2219-1-ND	1.31	1.14	1.06	1,500	613.48/M	ZJYS51R5-2PT-01
200 (20 – 300)	2	445-2220-1-ND	1.52	1.32	1.22	1,500	707.86/M	ZJYS51R5-2PBT-01
200 (20 – 300)	2	445-2221-1-ND	1.42	1.23	1.14	1,500	660.66/M	ZJYS51R5-2PLT-01

<b>Fig. 2 — 50V, Operating Temperature -25°C – 85°C</b>								
200 (20 – 300)	2	445-2224-1-ND	2.22	1.93	1.78	1,000	1038.19	ZJYS51R5-4PT-01
200 (20 – 300)	0.5	445-2225-1-ND	2.22	1.93	1.78	1,000	1038.19	ZJYS51R5-MPAT-01

<b>Fig. 3 — 80V, Operating Temperature -40°C – 125°C</b>								
600 (10 – 100)	0.5	445-2222-1-ND	1.52	1.32	1.22	1,500	707.86/M	ZJYS81R5-2PL25T-G01
1000 (10 – 100)	0.5	445-2223-1-ND	1.52	1.32	1.22	1,500	707.86/M	ZJYS81R5-2PL51T-G01

\* For Tape and Reel part number, change 1-ND to 2-ND.

Digi-Reel® Most SMT cutdown parts are available on a Digi-Reel®. For Digi-Reel part number, change 1-ND to 6-ND or CT-ND to DKR-ND. See Digi-Key® Services on page 2 for additional information.

More Product Available Online: [www.digikey.com](http://www.digikey.com)

**Features:** • A chip-type common mode filter for large current applications • Common mode impedance surpasses 80 - 1000Ω at 100MHz • Noise is greatly suppressed • Height and size have been considered, resulting in a compact and light weight choke coil • Applicable for the miniaturization required to reduce the size and weight of portable equipment

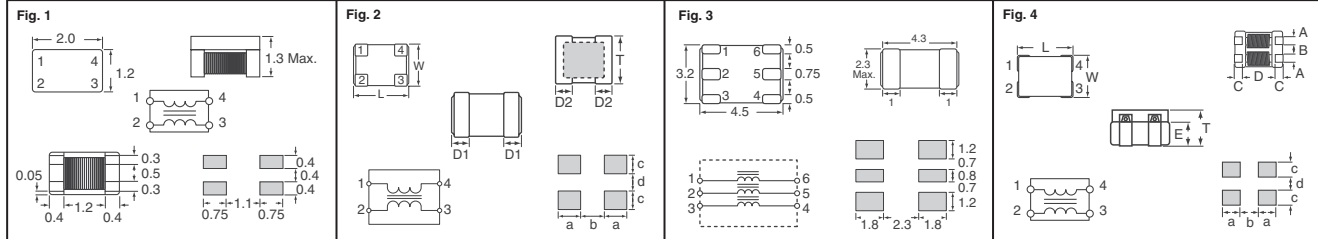


Fig.	L (mm)	W (mm)	T (mm) Max.	D1 (mm)	D2 (mm)	A (mm)	B (mm)	C (mm)	D (mm) Type	E (mm)	a (mm)	b (mm)	c (mm)	d (mm)	TDK Part No. Family
2	3.2	2.5	2.3	0.7	0.65	—	—	—	—	—	1.5	1.6	1.4	1.1	ACM3225-xxx-2P ACM4532-xxx-2P
	4.5	3.2	3.0	1	1	—	—	—	—	—	1.8	2.3	1.75	1.1	
4	7.0	6.0	3.5	—	—	1.5	1.5	1.5	4.0	2.2	2.5	4.0	1.5	1.5	ACM7060-xxx-2PL ACM9070-701-2PL
	9.0	7.0	4.5	—	—	1.5	2.0	1.5	6.0	2.9	2.5	6.0	1.5	2.0	ACM1211-xxx-2PL
	12.0	11.0	6.0	—	—	2.7	2.5	2.3	7.4	3.8	3.2	7.6	2.7	2.5	ACM1513-551-2PL
	15.0	13.0	6.0	—	—	2.7	3.8	2.3	10.4	3.8	3.3	10.4	2.7	3.8	

Fig.	Typical Impedance @ 100MHz (Ω)	Max. DC Resistance (Ω)	Max. Rated Current Idc (A)	No. of Lines	Digi-Key Part No.	Cut Tape Price Each			Tape and Reel*		TDK Part No.
						1	10	50	Qty.	Pricing	
<b>ACM Series</b>											
1	90	0.19	0.4	2	445-2207-1-ND	.57	.50	.46	2,000	264.27/M	ACM2012-900-2P-T
	120	0.22	0.37	2	445-2208-1-ND	.57	.50	.46	2,000	264.27/M	ACM2012-121-2P-T000
	200	0.25	0.35	2	445-2209-1-ND	.57	.50	.46	2,000	264.27/M	ACM2012-201-2P-T000
	360	0.5	0.22	2	445-2210-1-ND	.57	.50	.46	2,000	264.27/M	ACM2012-361-2P-T000
2	80	0.15	0.4	2	445-2030-1-ND	.97	.85	.78	1,000	453.02	ACM3225-800-2P-T001
	270	0.3	0.3	2	445-2032-1-ND	.97	.85	.78	1,000	453.02	ACM3225-271-2P-T001
	1000	0.5	0.2	2	445-2033-1-ND	.97	.85	.78	1,000	453.02	ACM3225-102-2P-T001
	600	0.2	1.0	2	445-2035-1-ND	.97	.85	.78	1,000	453.02	ACM3225-601-2P-T001
	600	0.1	1.5	2	445-2036-1-ND	1.05	.92	.85	500	245.39	ACM4532-601-2P-T001
	800	0.1	1.0	2	445-2037-1-ND	1.05	.92	.85	500	245.39	ACM4532-801-2P-T001
3	1000	0.6	0.2	3	445-2034-1-ND	1.05	.92	.85	500	245.39	ACM4532-102-3P
	300	0.01	5	2	445-2214-1-ND	1.58	1.37	1.27	1,500	736.18/M	ACM7060-301-2PL-TL
	700	0.015	4	2	445-2215-1-ND	1.58	1.37	1.27	1,500	736.18/M	ACM7060-701-2PL-TL
	700	0.01	5	2	445-2216-1-ND	1.58	1.37	1.27	800	588.94	ACM9070-701-2PL-TL
	700	0.006	8	2	445-2212-1-ND	2.22	1.93	1.78	500	519.09	ACM1211-701-2PL-TL
	1000	0.014	6	2	445-2213-1-ND	2.22	1.93	1.78	500	519.09	ACM1211-102-2PL-TL
4	550	0.004	10	2	445-2211-1-ND	2.63	2.28	2.11	500	613.48	ACM1513-551-2PL-TL
	300	0.35	0.4	2	445-2966-1-ND	.79	.69	.64	2,000	370.00/M	ACM2520-301-2P
	450	0.4	0.35	2	445-2967-1-ND	.79	.69	.64	2,000	370.00/M	ACM2520-451-2P
	600	0.45	0.3	2	445-2968-1-ND	.79	.69	.64	2,000	370.00/M	ACM2520-601-2P-T
5	1000	0.9	0.2	2	445-2969-1-ND	.79	.69	.64	2,000	370.00/M	ACM2520-102-2P
	<b>TCM Series</b>										
6	65	1.5	0.10	2	445-2970-1-ND	.58	.51	.47	4,000	272.00/M	TCM1210-650-2P
	90	1.75	0.10	2	445-2971-1-ND	.58	.51	.47	4,000	272.00/M	TCM1210-900-2P-T
	200	2.7	0.10	2	445-2972-1-ND	.58	.51	.47	4,000	272.00/M	TCM1210-201-2P-T
	300	3.5	0.05	2	445-2973-1-ND	.58	.51	.47	4,000	272.00/M	TCM1210-301-2P-T
7	65	1.5	0.10	4	445-2974-1-ND	.94	.82	.76	4,000	438.00/M	TCM2010-650-4P
	100	1.5	0.10	4	445-2975-1-ND	.94	.82	.76	4,000	438.00/M	TCM2010-101-4P-T
	200	2.0	0.10	4	445-2976-1-ND	.94	.82	.76	4,000	438.00/M	TCM2010-201-4P-T
	260	5.0	0.04	4	445-2977-1-ND	.94	.82	.76	4,000	438.00/M	TCM2010-261-4P-T

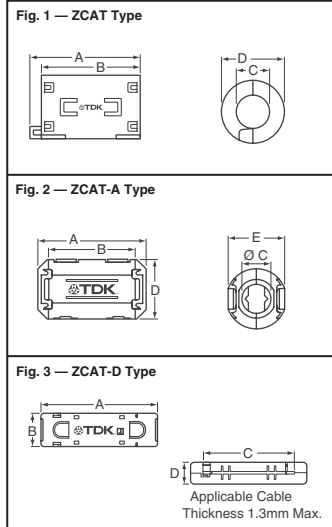
\* For Tape and Reel part number, change 1-ND to 2-ND.

## Clamp Filters for Cable



**Features:** • Unique plastic case ensures simple, convenient installation and includes a self-holding mechanism to prevent slippage on cables • Ferrite core provides excellent absorption of high-frequency EMC • Highly effective as countermeasure against common mode EMC without adverse effect on signal quality • Large core size prevents saturation during large signal surges

Fig.	Dimensions (mm)					Minimum Impedance @ 50 - 500MHz (Ω)	Outer Cable Diameter (mm)	Case Color	Digi-Key Part No.	Price Each				TDK Part No.	
	A	B	ØC	ØD	E					1	10	50	100		
<b>ZCAT Type</b>															
1	22	18	7	15	—	35	7 Max.	Gray	445-2040-ND	1.09	.90	.78	.70	ZCAT1518-0730	
	22	18	7	15	—	35	7 Max.	Black	445-2041-ND	1.09	.90	.78	.70	ZCAT1518-0730-BK	
	21	17	9	20	—	35	9 Max.	Gray	445-2044-ND	1.29	1.07	.93	.83	ZCAT2017-0930	
	21	17	9	20	—	35	9 Max.	Black	445-2045-ND	1.29	1.07	.93	.83	ZCAT2017-0930-BK	
	36	32	11	20.5	—	50	11 Max.	Gray	445-2048-ND	1.16	.96	.83	.75	ZCAT2132-1130	
	36	32	11	20.5	—	50	11 Max.	Black	445-2049-ND	1.16	.96	.83	.75	ZCAT2132-1130-BK	
2	39	34	13	30	—	100	13 Max.	Gray	445-2054-ND	2.55	2.11	1.82	1.64	ZCAT3035-1330	
	39	34	13	30	—	100	13 Max.	Black	445-2055-ND	2.55	2.11	1.82	1.64	ZCAT3035-1330-BK	
	<b>ZCAT-A Type</b>														
	2	25	20	5	12.8	11.2	50	3 - 5	Gray	445-2038-ND	.71	.60	.51	.46	ZCAT1325-0530A
		25	20	5	12.8	11.2	50	3 - 5	Black	445-2039-ND	.71	.60	.51	.46	ZCAT1325-0530A-BK
		30	23	7	16.5	15	50	4 - 7	Gray	445-2042-ND	1.22	1.02	.88	.79	ZCAT1730-0730A
30		23	7	16.5	15	50	4 - 7	Black	445-2043-ND	1.22	1.02	.88	.79	ZCAT1730-0730A-BK	
35		28	9	19.5	17.4	80	6 - 9	Gray	445-2046-ND	1.22	1.02	.88	.79	ZCAT2035-0930A	
35		28	9	19.5	17.4	80	6 - 9	Black	445-2047-ND	1.22	1.02	.88	.79	ZCAT2035-0930A-BK	
35		28	10	21.5	20	80	8 - 10	Gray	445-2050-ND	1.60	1.33	1.14	1.03	ZCAT2235-1030A	
35		28	10	21.5	20	80	8 - 10	Black	445-2051-ND	1.60	1.33	1.14	1.03	ZCAT2235-1030A-BK	
3	36	29	13	23.5	22	50	10 - 13	Gray	445-2052-ND	2.04	1.69	1.46	1.31	ZCAT2436-1330A	
	36	29	13	23.5	22	50	10 - 13	Black	445-2053-ND	2.04	1.69	1.46	1.31	ZCAT2436-1330A-BK	
<b>ZCAT-D Type</b>															
3	45.5	24.5	34	12	—	35	26 Conductor Flat	Black	445-2057-ND	4.07	3.38	2.91	2.62	ZCAT4625-3430D-BK	
	67.5	18.5	52	16	—	35	40 Conductor Flat	Black	445-2058-ND	6.79	5.63	4.85	4.37	ZCAT6819-5230D-BK	



Digi-Reel® Most SMT cutdown parts are available on a Digi-Reel®. For Digi-Reel part number, change 1-ND to 6-ND or CT-ND to DKR-ND. See Digi-Key® Services on page 2 for additional information.

More Product Available Online: [www.digikey.com](http://www.digikey.com)

Toll-Free: 1-800-344-4539 • Phone 218-681-6674 • Fax: 218-681-3380