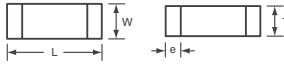


TAIYO YUDEN

Multilayer Chip Inductors HK Series



Size	Dimensions in Inch (mm)			
	L	W	T	e
0201	0.024 ±0.001 (0.6 ±0.03)	0.012 ±0.001 (0.3 ±0.03)	0.012 ±0.001 (0.3 ±0.03)	0.006 ±0.002 (0.15 ±0.05)
0402	0.039 ±0.002 (1.00 ±0.05)	0.020 ±0.002 (0.5 ±0.05)	0.020 ±0.002 (0.5 ±0.05)	0.010 ±0.004 (0.25 ±0.10)
0603	0.063 ±0.006 (1.6 ±0.15)	0.031 ±0.006 (0.8 ±0.15)	0.031 ±0.006 (0.8 ±0.15)	0.012 ±0.008 (0.3 ±0.2)



Features: • Multilayer inductor made of advanced ceramics with low-resistivity silver sinter used as internal conductors provides excellent Q and SRF characteristics • Designed to address surface mount inductor needs for applications above 100MHz • Multilayer block structure ensures outstanding reliability, high productivity and product quality
Applications: • Portable telephones, PHS and pagers • Miscellaneous high-frequency circuits • EMI countermeasure in high-frequency circuits

Size	Inductance (nH)	Tolerance	Test Frequency (MHz)	Q (Typical) @ 100MHz	Typical DC Resistance (Ω)	Max. Rated Current (mA)	Digi-Key Part No.	Cut Tape Pricing			Tape and Reel		Taiyo Yuden Part No.		
								10	50	100	Qty.	Pricing			
0201	1.0	±0.3nH	100	6	.088	250	587-1473-1-ND	.65	2.93	5.20	587-1473-2-ND	15,000	21.00M	HK06031N0S-T	
	1.2	±0.3nH	100	6	.089	250	587-1474-1-ND	.65	2.93	5.20	587-1474-2-ND	15,000	21.00M	HK06031N2S-T	
	1.5	±0.3nH	100	6	.11	230	587-1475-1-ND	.65	2.93	5.20	587-1475-2-ND	15,000	21.00M	HK06031N5S-T	
	1.8	±0.3nH	100	6	.12	200	587-1476-1-ND	.65	2.93	5.20	587-1476-2-ND	15,000	21.00M	HK06031N8S-T	
	2.2	±0.3nH	100	6	.14	200	587-1477-1-ND	.65	2.93	5.20	587-1477-2-ND	15,000	21.00M	HK06032N2S-T	
	2.7	±0.3nH	100	7	.16	200	587-1478-1-ND	.65	2.93	5.20	587-1478-2-ND	15,000	21.00M	HK06032N7S-T	
	3.3	±0.3nH	100	7	.19	180	587-1479-1-ND	.65	2.93	5.20	587-1479-2-ND	15,000	21.00M	HK06033N3S-T	
	3.9	±0.3nH	100	7	.20	170	587-1480-1-ND	.65	2.93	5.20	587-1480-2-ND	15,000	21.00M	HK06033N9S-T	
	4.7	±0.3nH	100	7	.24	150	587-1481-1-ND	.65	2.93	5.20	587-1481-2-ND	15,000	21.00M	HK06034N7S-T	
	5.6	±0.3nH	100	7	.27	150	587-1482-1-ND	.65	2.93	5.20	587-1482-2-ND	15,000	21.00M	HK06035N6S-T	
	6.8	±5%	100	7	.30	150	587-1483-1-ND	.65	2.93	5.20	587-1483-2-ND	15,000	21.00M	HK06036N8J-T	
	8.2	±5%	100	7	.34	150	587-1484-1-ND	.65	2.93	5.20	587-1484-2-ND	15,000	21.00M	HK06038N2J-T	
	10	±5%	100	7	.41	150	587-1485-1-ND	.65	2.93	5.20	587-1485-2-ND	15,000	21.00M	HK060310NJ-T	
	12	±5%	100	7	.45	100	587-1486-1-ND	.65	2.93	5.20	587-1486-2-ND	15,000	21.00M	HK060312NJ-T	
	15	±5%	100	7	.50	100	587-1487-1-ND	.65	2.93	5.20	587-1487-2-ND	15,000	21.00M	HK060315NJ-T	
	18	±5%	100	7	.57	100	587-1488-1-ND	.65	2.93	5.20	587-1488-2-ND	15,000	21.00M	HK060318NJ-T	
	22	±5%	100	7	.71	100	587-1489-1-ND	.65	2.93	5.20	587-1489-2-ND	15,000	21.00M	HK060322NJ-T	
	27	±5%	100	6	1.11	50	587-1490-1-ND	.65	2.93	5.20	587-1490-2-ND	15,000	21.00M	HK060327NJ-T	
	33	±5%	100	6	1.33	50	587-1491-1-ND	.65	2.93	5.20	587-1491-2-ND	15,000	21.00M	HK060333NJ-T	
	39	±5%	100	6	1.51	50	587-1492-1-ND	.65	2.93	5.20	587-1492-2-ND	15,000	21.00M	HK060339NJ-T	
	47	±5%	100	6	1.74	50	587-1493-1-ND	.65	2.93	5.20	587-1493-2-ND	15,000	21.00M	HK060347NJ-T	
	56	±5%	100	6	1.85	50	587-1494-1-ND	.65	2.93	5.20	587-1494-2-ND	15,000	21.00M	HK060356NJ-T	
	68	±5%	100	6	2.30	50	587-1495-1-ND	.65	2.93	5.20	587-1495-2-ND	15,000	21.00M	HK060368NJ-T	
	82	±5%	100	6	2.60	50	587-1496-1-ND	.65	2.93	5.20	587-1496-2-ND	15,000	21.00M	HK060382NJ-T	
	100	±5%	100	6	3.00	40	587-1497-1-ND	.65	2.93	5.20	587-1497-2-ND	15,000	21.00M	HK0603100J-T	
	0402	1.0	±0.3nH	100	11	.04	300	587-1498-1-ND	.60	2.70	4.80	587-1498-2-ND	10,000	19.00M	HK10051N0S-T
		1.2	±0.3nH	100	11	.04	300	587-1499-1-ND	.60	2.70	4.80	587-1499-2-ND	10,000	19.00M	HK10051N2S-T
		1.5	±0.3nH	100	11	.05	300	587-1500-1-ND	.60	2.70	4.80	587-1500-2-ND	10,000	19.00M	HK10051N5S-T
		1.8	±0.3nH	100	11	.06	300	587-1501-1-ND	.60	2.70	4.80	587-1501-2-ND	10,000	19.00M	HK10051N8S-T
		2.0	±0.3nH	100	11	.06	300	587-1502-1-ND	.60	2.70	4.80	587-1502-2-ND	10,000	19.00M	HK10052N0S-T
		2.2	±0.3nH	100	10	.07	300	587-1503-1-ND	.60	2.70	4.80	587-1503-2-ND	10,000	19.00M	HK10052N2S-T
		2.4	±0.3nH	100	10	.07	300	587-1504-1-ND	.60	2.70	4.80	587-1504-2-ND	10,000	19.00M	HK10052N4S-T
		2.7	±0.3nH	100	10	.08	300	587-1505-1-ND	.60	2.70	4.80	587-1505-2-ND	10,000	19.00M	HK10052N7S-T
		3.0	±0.3nH	100	10	.09	300	587-1506-1-ND	.60	2.70	4.80	587-1506-2-ND	10,000	19.00M	HK10053N0S-T
		3.3	±0.3nH	100	10	.10	300	587-1507-1-ND	.60	2.70	4.80	587-1507-2-ND	10,000	19.00M	HK10053N3S-T
		3.6	±0.3nH	100	10	.11	300	587-1508-1-ND	.60	2.70	4.80	587-1508-2-ND	10,000	19.00M	HK10053N6S-T
		3.9	±0.3nH	100	10	.12	300	587-1509-1-ND	.60	2.70	4.80	587-1509-2-ND	10,000	19.00M	HK10053N9S-T
		4.3	±0.3nH	100	10	.12	300	587-1510-1-ND	.60	2.70	4.80	587-1510-2-ND	10,000	19.00M	HK10054N3S-T
		4.7	±0.3nH	100	10	.12	300	587-1511-1-ND	.60	2.70	4.80	587-1511-2-ND	10,000	19.00M	HK10054N7S-T
5.1		±0.3nH	100	10	.13	300	587-1512-1-ND	.60	2.70	4.80	587-1512-2-ND	10,000	19.00M	HK10055N1S-T	
5.6		±0.3nH	100	10	.15	300	587-1513-1-ND	.60	2.70	4.80	587-1513-2-ND	10,000	19.00M	HK10055N6S-T	
6.2		±0.3nH	100	10	.16	300	587-1514-1-ND	.60	2.70	4.80	587-1514-2-ND	10,000	19.00M	HK10056N2S-T	
6.8		±5%	100	10	.17	300	587-1515-1-ND	.60	2.70	4.80	587-1515-2-ND	10,000	19.00M	HK10056N8J-T	
7.5		±5%	100	10	.18	300	587-1516-1-ND	.60	2.70	4.80	587-1516-2-ND	10,000	19.00M	HK10057N5J-T	
8.2		±5%	100	10	.21	300	587-1517-1-ND	.60	2.70	4.80	587-1517-2-ND	10,000	19.00M	HK10058N2J-T	
9.1		±5%	100	10	.22	300	587-1518-1-ND	.60	2.70	4.80	587-1518-2-ND	10,000	19.00M	HK10059N1J-T	
10		±5%	100	10	.23	300	587-1519-1-ND	.60	2.70	4.80	587-1519-2-ND	10,000	19.00M	HK100510NJ-T	
12		±5%	100	11	.28	300	587-1520-1-ND	.60	2.70	4.80	587-1520-2-ND	10,000	19.00M	HK100512NJ-T	
15		±5%	100	11	.31	300	587-1521-1-ND	.60	2.70	4.80	587-1521-2-ND	10,000	19.00M	HK100515NJ-T	
18		±5%	100	11	.35	300	587-1522-1-ND	.60	2.70	4.80	587-1522-2-ND	10,000	19.00M	HK100518NJ-T	
22		±5%	100	11	.42	300	587-1523-1-ND	.60	2.70	4.80	587-1523-2-ND	10,000	19.00M	HK100522NJ-T	
27		±5%	100	11	.47	300	587-1524-1-ND	.60	2.70	4.80	587-1524-2-ND	10,000	19.00M	HK100527NJ-T	
33		±5%	100	11	.50	200	587-1525-1-ND	.60	2.70	4.80	587-1525-2-ND	10,000	19.00M	HK100533NJ-T	
39		±5%	100	11	.52	200	587-1526-1-ND	.60	2.70	4.80	587-1526-2-ND	10,000	19.00M	HK100539NJ-T	
47		±5%	100	11	.58	200	587-1527-1-ND	.60	2.70	4.80	587-1527-2-ND	10,000	19.00M	HK100547NJ-T	
56		±5%	100	11	.61	200	587-1528-1-ND	.60	2.70	4.80	587-1528-2-ND	10,000	19.00M	HK100556NJ-T	
68		±5%	100	11	.70	180	587-1529-1-ND	.60	2.70	4.80	587-1529-2-ND	10,000	19.00M	HK100568NJ-T	
82		±5%	100	10	.81	150	587-1530-1-ND	.60	2.70	4.80	587-1530-2-ND	10,000	19.00M	HK100582NJ-T	
100		±5%	100	10	.94	150	587-1531-1-ND	.60	2.70	4.80	587-1531-2-ND	10,000	19.00M	HK1005R10J-T	
120		±5%	100	10	1.10	150	587-1532-1-ND	.60	2.70	4.80	587-1532-2-ND	10,000	19.00M	HK1005R12J-T	
150		±5%	100	12	2.57	140	587-1788-1-ND	.60	2.70	4.80	587-1788-2-ND	10,000	19.00M	HK1005R15J-T	
180		±5%	100	12	2.97	130	587-1789-1-ND	.60	2.70	4.80	587-1789-2-ND	10,000	19.00M	HK1005R18J-T	
220		±5%	100	12	3.29	120	587-1790-1-ND	.60	2.70	4.80	587-1790-2-ND	10,000	19.00M	HK1005R22J-T	
270		±5%	100	12	3.92	110	587-1791-1-ND	.60	2.70	4.80	587-1791-2-ND	10,000	19.00M	HK1005R27J-T	
0603	1.0	±0.3nH	100	14	.015	300	587-1533-1-ND	.80	3.60	6.40	587-1533-2-ND	4,000	28.00M	HK16081N0S-T	
	1.2	±0.3nH	100	14	.015	300	587-1534-1-ND	.80	3.60	6.40	587-1534-2-ND	4,000	28.00M	HK16081N2S-T	
	1.5	±0.3nH	100	14	.03	300	587-1535-1-ND	.80	3.60	6.40	587-1535-2-ND	4,000	28.00M	HK16081N5S-T	
	1.8	±0.3nH	100	10	.06	300	587-1536-1-ND	.80	3.60	6.40	587-1536-2-ND	4,000	28.00M	HK16081N8S-T	
	2.2	±0.3nH	100	12	.06	300	587-1537-1-ND	.80	3.60	6.40	587-1537-2-ND	4,000	28.00M	HK16082N2S-T</	

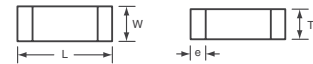
TAIYO YUDEN Multilayer Chip Inductors (Cont.)



LK Series

Features: • Internal printed coil structure creates a closed magnetic circuit which acts as a magnetic shield eliminating crosstalk, thus permitting higher mounting densities • Multilayer block structure yields higher reliability
Applications: Any general circuit of portable equipment in which compact size and high mounting densities are required

Size	Dimensions in Inch (mm)			
	L	W	T	e
0603	0.063 ±0.006 (1.6 ±0.15)	0.031 ±0.006 (0.8 ±0.15)	0.031 ±0.006 (0.8 ±0.15)	0.012 ±0.008 (0.3 ±0.2)



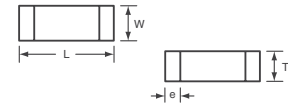
Size	Inductance (µH)	Tolerance	Test Freq. (MHz)	Q (min.)	Max. DC Resistance (Ω)	Max. Rated Current (mA)	Digi-Key Part No.	Cut Tape Pricing			Digi-Key Part No.	Tape and Reel Pricing		Taiyo Yuden Part No.
								10	50	100		4,000	4,000	
0603	.047	±20%	50	10	.30	50	587-1597-1-ND	1.37	6.14	10.92	587-1597-2-ND	48.00/M	LK160847NM-T	
	.068	±20%	50	10	.30	50	587-1598-1-ND	1.37	6.14	10.92	587-1598-2-ND	48.00/M	LK160868NM-T	
	.082	±20%	50	10	.30	50	587-1599-1-ND	1.37	6.14	10.92	587-1599-2-ND	48.00/M	LK160882NM-T	
	.10	±10%	25	15	.50	50	587-1566-1-ND	1.37	6.14	10.92	587-1566-2-ND	48.00/M	LK1608R10K-T	
	.12	±10%	25	15	.50	50	587-1567-1-ND	1.37	6.14	10.92	587-1567-2-ND	48.00/M	LK1608R12K-T	
	.15	±10%	25	15	.60	50	587-1568-1-ND	1.37	6.14	10.92	587-1568-2-ND	48.00/M	LK1608R15K-T	
	.18	±10%	25	15	.60	50	587-1569-1-ND	1.37	6.14	10.92	587-1569-2-ND	48.00/M	LK1608R18K-T	
	.22	±10%	25	15	.80	50	587-1570-1-ND	1.37	6.14	10.92	587-1570-2-ND	48.00/M	LK1608R22K-T	
	.27	±10%	25	15	.80	50	587-1571-1-ND	1.37	6.14	10.92	587-1571-2-ND	48.00/M	LK1608R27K-T	
	.33	±10%	25	15	.85	35	587-1572-1-ND	1.37	6.14	10.92	587-1572-2-ND	48.00/M	LK1608R33K-T	
	.39	±10%	25	15	1.00	35	587-1573-1-ND	1.37	6.14	10.92	587-1573-2-ND	48.00/M	LK1608R39K-T	
	.47	±10%	25	15	1.35	35	587-1574-1-ND	1.37	6.14	10.92	587-1574-2-ND	48.00/M	LK1608R47K-T	
	.56	±10%	25	15	1.55	35	587-1575-1-ND	1.37	6.14	10.92	587-1575-2-ND	48.00/M	LK1608R56K-T	
	.68	±10%	25	15	1.70	35	587-1576-1-ND	1.37	6.14	10.92	587-1576-2-ND	48.00/M	LK1608R68K-T	
	.82	±10%	25	15	2.10	35	587-1577-1-ND	1.37	6.14	10.92	587-1577-2-ND	48.00/M	LK1608R82K-T	
	1.0	±10%	10	35	.60	25	587-1578-1-ND	1.37	6.14	10.92	587-1578-2-ND	48.00/M	LK16081R0K-T	
	1.2	±10%	10	35	.80	25	587-1579-1-ND	1.37	6.14	10.92	587-1579-2-ND	48.00/M	LK16081R2K-T	
	1.5	±10%	10	35	.80	25	587-1580-1-ND	1.37	6.14	10.92	587-1580-2-ND	48.00/M	LK16081R5K-T	
	1.8	±10%	10	35	.95	25	587-1581-1-ND	1.37	6.14	10.92	587-1581-2-ND	48.00/M	LK16081R8K-T	
	2.2	±10%	10	35	1.15	15	587-1582-1-ND	1.37	6.14	10.92	587-1582-2-ND	48.00/M	LK16082R2K-T	
	2.7	±10%	10	35	1.35	15	587-1583-1-ND	1.37	6.14	10.92	587-1583-2-ND	48.00/M	LK16082R7K-T	
	3.3	±10%	10	35	1.55	15	587-1584-1-ND	1.37	6.14	10.92	587-1584-2-ND	48.00/M	LK16083R3K-T	
	3.9	±10%	10	35	1.70	15	587-1585-1-ND	1.37	6.14	10.92	587-1585-2-ND	48.00/M	LK16083R9K-T	
	4.7	±10%	10	35	2.10	15	587-1586-1-ND	1.37	6.14	10.92	587-1586-2-ND	48.00/M	LK16084R7K-T	
	5.6	±10%	4	35	1.55	5	587-1587-1-ND	1.37	6.14	10.92	587-1587-2-ND	48.00/M	LK16085R6K-T	
	6.8	±10%	4	35	1.70	5	587-1588-1-ND	1.37	6.14	10.92	587-1588-2-ND	48.00/M	LK16086R8K-T	
	8.2	±10%	4	35	2.10	5	587-1589-1-ND	1.37	6.14	10.92	587-1589-2-ND	48.00/M	LK16088R2K-T	
	10	±10%	2	35	2.55	5	587-1590-1-ND	1.37	6.14	10.92	587-1590-2-ND	48.00/M	LK160810K-T	
	12	±10%	2	35	2.75	5	587-1591-1-ND	1.37	6.14	10.92	587-1591-2-ND	48.00/M	LK1608120K-T	
	15	±20%	1	20	1.70	1	587-1592-1-ND	1.37	6.14	10.92	587-1592-2-ND	48.00/M	LK1608150M-T	
	18	±20%	1	20	1.85	1	587-1593-1-ND	1.37	6.14	10.92	587-1593-2-ND	48.00/M	LK1608180M-T	
	22	±20%	1	20	2.10	1	587-1594-1-ND	1.37	6.14	10.92	587-1594-2-ND	48.00/M	LK1608220M-T	
	27	±20%	1	20	2.75	1	587-1595-1-ND	1.37	6.14	10.92	587-1595-2-ND	48.00/M	LK1608270M-T	
33	±20%	1	20	2.95	1	587-1596-1-ND	1.37	6.14	10.92	587-1596-2-ND	48.00/M	LK1608330M-T		

E

CK Series

Features: • Internal printed coil structure creates a closed magnetic circuit which acts as a magnetic shield eliminating crosstalk, thus permitting higher mounting densities • Multilayer block structure yields higher reliability
Applications: • Separation of analog and digital circuits • Prevents interference between PLL and the other digital circuits

Size	Dimensions in Inch (mm)			
	L	W	T	e
0603	0.063 ±0.006 (1.6 ±0.15)	0.031 ±0.006 (0.8 ±0.15)	0.031 ±0.006 (0.8 ±0.15)	0.012 ±0.008 (0.3 ±0.2)
0805 (R10M-2R2M)	0.079 ±0.012 -0.004 (2.0 ±0.3 -0.1)	0.049 ±0.008 (1.25 ±0.2)	0.033 ±0.008 (0.85 ±0.2)	0.020 ±0.012 (0.5 ±0.3)
0805 (4R7M-100M)	0.079 ±0.012 -0.004 (2.0 ±0.3 -0.1)	0.049 ±0.008 (1.25 ±0.2)	0.049 ±0.008 (1.25 ±0.2)	0.020 ±0.012 (0.5 ±0.3)



Size	Inductance (µH)	Tolerance	Test Freq. (MHz)	Q (min.)	Max. DC Resistance (Ω)	Max. Rated Current (mA)	Digi-Key Part No.	Cut Tape Pricing			Digi-Key Part No.	Tape and Reel Pricing		Taiyo Yuden Part No.
								10	50	100		Qty.	Pricing	
0603	4.7	±20%	4	20	.50	60	587-1683-1-ND	1.55	6.98	12.40	587-1683-2-ND	4.000	54.00/M	CK16084R7M-T
	10	±20%	2	20	.85	40	587-1684-1-ND	1.55	6.98	12.40	587-1684-2-ND	4.000	54.00/M	CK1608100M-T
	10	±20%	25	15	.16	500	587-1685-1-ND	1.15	5.18	9.20	587-1685-2-ND	4.000	40.00/M	CK2125R100M-T
0805	.22	±20%	25	15	.23	400	587-1686-1-ND	1.15	5.18	9.20	587-1686-2-ND	4.000	40.00/M	CK2125R22M-T
	.47	±20%	25	15	.32	400	587-1687-1-ND	1.15	5.18	9.20	587-1687-2-ND	2.000	40.00/M	CK2125R47M-T
	1.0	±20%	10	20	.26	220	587-1688-1-ND	1.15	5.18	9.20	587-1688-2-ND	4.000	40.00/M	CK2125R10M-T
	2.2	±20%	10	20	.35	150	587-1689-1-ND	1.15	5.18	9.20	587-1689-2-ND	4.000	40.00/M	CK2125R22M-T
	4.7	±20%	10	20	.48	80	587-1690-1-ND	1.15	5.18	9.20	587-1690-2-ND	2.000	40.00/M	CK2125R47M-T
	10	±20%	2	20	.65	60	587-1691-1-ND	1.15	5.18	9.20	587-1691-2-ND	2.000	40.00/M	CK2125R100M-T

AQ Series

Features: • High Q and high SRF suitable for high frequency circuit • Excellent mountability and heat resistance suitable for replacement of wirewound inductors • Monolithic structure provides high reliability
Applications: • Mobile telephone, wireless LAN • High frequency module • Tuner • High frequency circuits



Size	Inductance (nH)	Tolerance	Q (min.)	Max. DC Resistance (Ω)	Rated Current (mA)	Digi-Key Part No.	Cut Tape Pricing			Digi-Key Part No.	Tape and Reel Pricing		Taiyo Yuden Part No.
							10	50	100		10,000	10,000	
0402	1.0	±0.3nH	8	0.07	760	587-1970-1-ND	1.75	7.88	14.00	587-1970-2-ND	56.00/M	AQ1051N0S-T	
	1.2	±0.3nH	8	0.07	760	587-1971-1-ND	1.75	7.88	14.00	587-1971-2-ND	56.00/M	AQ1051N2S-T	
	1.5	±0.3nH	8	0.07	760	587-1972-1-ND	1.75	7.88	14.00	587-1972-2-ND	56.00/M	AQ1051N5S-T	
	1.8	±0.3nH	8	0.07	760	587-1973-1-ND	1.75	7.88	14.00	587-1973-2-ND	56.00/M	AQ1051N8S-T	
	2.0	±0.3nH	8	0.08	710	587-1974-1-ND	1.75	7.88	14.00	587-1974-2-ND	56.00/M	AQ1052N0S-T	
	2.2	±0.3nH	8	0.08	710	587-1975-1-ND	1.75	7.88	14.00	587-1975-2-ND	56.00/M	AQ1052N2S-T	
	2.4	±0.3nH	8	0.09	670	587-1976-1-ND	1.75	7.88	14.00	587-1976-2-ND	56.00/M	AQ1052N4S-T	
	2.7	±0.3nH	8	0.09	670	587-1977-1-ND	1.75	7.88	14.00	587-1977-2-ND	56.00/M	AQ1052N7S-T	
	3.0	±0.3nH	8	0.11	610	587-1978-1-ND	1.75	7.88	14.00	587-1978-2-ND	56.00/M	AQ1053N0S-T	
	3.3	±0.3nH	8	0.12	580	587-1979-1-ND	1.75	7.88	14.00	587-1979-2-ND	56.00/M	AQ1053N3S-T	
0402	3.6	±0.3nH	8	0.14	540	587-1980-1-ND	1.75	7.88	14.00	587-1980-2-ND	56.00/M	AQ1053N6S-T	
	3.9	±0.3nH	8	0.15	520	587-1981-1-ND	1.75	7.88	14.00	587-1981-2-ND	56.00/M	AQ1053N9S-T	
	4.3	±0.3nH	8	0.16	500	587-1982-1-ND	1.75	7.88	14.00	587-1982-2-ND	56.00/M	AQ1054N3S-T	
	4.7	±0.3nH	8	0.17	490	587-1983-1-ND	1.75	7.88	14.00	587-1983-2-ND	56.00/M	AQ1054N7S-T	
	5.1	±0.3nH	8	0.19	460	587-1984-1-ND	1.75	7.88	14.00	587-1984-2-ND	56.00/M	AQ1055N1S-T	
	5.6	±0.3nH	8	0.20	450	587-1985-1-ND	1.75	7.88	14.00	587-1985-2-ND	56.00/M	AQ1055N6S-T	
	6.2	±0.3nH	8	0.22	430	587-1986-1-ND	1.75	7.88	14.00	587-1986-2-ND	56.00/M	AQ1056N2S-T	
	6.8	±5%	8	0.23	420	587-1987-1-ND	1.75	7.88	14.00	587-1987-2-ND	56.00/M	AQ1056N8J-T	
	7.5	±5%	8	0.25	400	587-1988-1-ND	1.75	7.88	14.00	587-1988-2-ND	56.00/M	AQ1057N5J-T	
	8.2	±5%	8	0.27	390	587-1989-1-ND	1.75	7.88	14.00	587-1989-2-ND	56.00/M	AQ1058N2J-T	
0402	9.1	±5%	8	0.29	370	587-1990-1-ND	1.75	7.88	14.00	587-1990-2-ND	56.00/M	AQ1059N1J-T	
	10.0	±5%	8	0.31	360	587-1967-1-ND	1.75	7.88	14.00	587-1967-2-ND	56.00/M	AQ10510NJ-T	
	12.0	±5%	8	0.39	320	587-1968-1-ND	1.75	7.88	14.00	587-1968-2-ND	56.00/M	AQ10512NJ-T	
	15.0	±5%	8	0.45	300	587-1969-1-ND	1.75	7.88	14.00	587-1969-2-ND	56.00/M	AQ10515NJ-T	

587-1991-ND (TAIYO-AQ105-V1) 20 each of 24 values (480 total pieces)..... \$67.50

Digi-Reel® Most SMT cutdown parts are available on a Digi-Reel®. For Digi-Reel part number, change 1-ND to 6-ND or CT-ND to DKR-ND. See Digi-Key® Services on page 2 for additional information.

More Product Available Online: www.digikey.com

1500 (T091)

Toll-Free: 1-800-344-4539 • Phone 218-681-6674 • Fax: 218-681-3380