

Sil-Pad 600® is a thermally conductive, silicone elastomer filled with special ingredients to provide higher thermal properties than the original fiberglass based Sil-Pad. This material has excellent physical and mechanical characteristics while remaining cost competitive. (Electrically Insulating Material)

Sil-Pad 900-S® family of thermally conductive insulation materials are designed for low cost applications requiring high thermal performance. Intended as an improved Sil-Pad 600 alternative.

Q-Pad 3® is a thermally conductive, fiberglass reinforced graphite imbedded elastomer which conforms to surface textures extremely well. This material eliminates problems associated with thermal grease such as contamination of electronic assemblies and reflow solder baths. Q-Pad 3 may be installed prior to soldering and cleaning. (Electrically Conducting Material)

Sil-Pad K10® is a thermally conductive Kapton composite film coated with boron nitride filled polyester resin, offering the highest thermal properties of the Kapton insulators with minimum thickness and lower thermal resistance. Designed to replace brittle ceramic insulators. (Electrically Insulating Material)

CPU Pad® is a thermally conductive, electrically insulating, Kapton double coated tape. Typically used between the CPU and heat sink, it was designed to be used in place of clips used to attach heat sink to CPU. No clamping times or high pressure is required.

SPT 400 is a thermally conductive insulation for clip mounted plastic power devices. These TO-220 thermal tubes slip over the semiconductor device and conduct the heat to the heat sink and clip. Designed to be used on heat sinks with metal clips to attach device to heat sink. (Electrically Insulating Material)

HI-FLOW™ 115-AC is a thermally conductive fiber reinforced phase change material. The product consists of a thermally conductive 65° C phase change

compound coated on a fiberglass web with an adhesive coating on one side for attachment to a cold heat sink. Handles like a Sil-Pad at room temperature and flows like high quality grease at elevated temperature.

Bond Ply™ 100 is a thermally conductive, double-sided pressure sensitive adhesive tape. The tape consists of a high performance, thermally conductive acrylic adhesive coated with a fiberglass reinforced interweave. Bond Ply 100 is designed to attain high bond strength to a variety of surfaces and to maintain high bond strength with long term exposure to moderate heat and high humidity. Typical Applications: • Mounting a heat sink to a BGA graphic processor • Mounting a heat sink to a computer processor • Mounting a heat sink to a drive processor • Mounting a heat spreader to a power converter PCB • Mounting a heat spreader to a motor control PCB.

Gap Pad™ 1500 is designed to cost-effectively maximize heat transfer from electronic components to heat sinks or heat spreaders. GP 1500 is a highly conformable low-modulus material that fills air gaps due to steps, rough surfaces and high stack-up tolerances. The softness relieves stress and absorbs shocks minimizing damage to delicate leads. GP 1500 is an electrically insulating material that allows its use in applications requiring isolation between heat sinks and high voltage bare leaded devices.

Gap Pad™ 1500R has the same highly conformable low modulus polymer as the standard Gap Pad™ 1500. The fiberglass reinforcement allows for easy manual handling and enhances puncture, shear, and tear resistance. The tacky nature of both sides of the material allows for good compliance to mating surfaces of components, further reducing thermal resistance.

Sil-Pad K-4® uses a specially developed film which has high thermal conductivity, high dielectric strength and is very durable. Sil-Pad K-4 combines

the thermal transfer properties of well-known Sil-Pad rubber with the physical properties of a film. Sil-Pad K-4 is a durable insulator that withstands high voltages and requires no thermal grease to transfer heat.

Sil-Pad K-6® is a medium performance film-based thermally conductive insulator. The film is coated with a silicone elastomer to deliver high performance and provides a continuous physically tough dielectric barrier against "cut-through" and resultant assembly failures.

Sil-Pad 1000® has the same excellent mechanical and physical characteristics of our Sil-Pad 400 material while offering a 35% reduction in thermal resistance. Sil-Pad 1000 is a composite of silicone rubber and fiberglass. It is specially filled and offers low thermal resistance. Sil-Pad 1000 is non-toxic and resists damage from cleaning agents. It is flame retardant and specially formulated for use as a thermally conductive insulator.

Sil-Pad 2000® is Bergquist's high performance, high reliability, thermally conductive insulator. Sil-Pad 2000 is designed for demanding military/aerospace and commercial applications. In these applications, Sil-Pad 2000 complies with military standards. This silicone elastomer is specially filled to maximize the thermal and dielectric performance of the filler/binder matrix. The result is a "grease-free", conformable material capable of meeting or exceeding the thermal and electrical requirements of high reliability electronic packaging applications.

Gap-Pad® VO Ultra Soft is recommended for extremely low stress applications. The viscoelastic nature of the material also gives excellent low stress vibration dampening and shock absorbing characteristics. Gap Pad VO Ultra Soft is an electrically insulating material which allows its use in applications requiring isolation between heat sinks and high voltage and bare leaded devices.

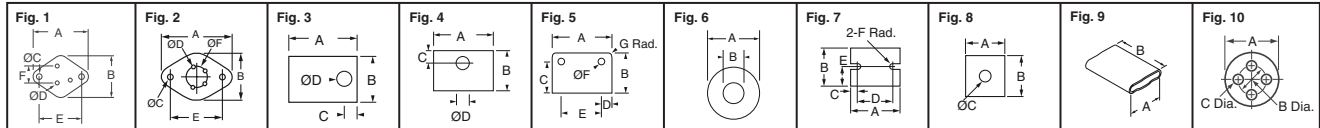


Fig.	Device Type	Dimensions - Inch (mm)							Digi-Key Part No.	Price Each				Bergquist Part No.
		A	B	C	E	F	G	1		10	50	100		
1	TO-3	1.65 (41.91)	1.14 (28.96)	.140 (3.56)	.093 (2.36)	1.187 (30.15)	.430 (10.92)	—	BER100-ND	1.09	.98	.88	.78	SP600-05
		1.65 (41.91)	1.14 (28.96)	.140 (3.56)	.093 (2.36)	1.187 (30.15)	.430 (10.92)	—	BER172-ND	1.09	.98	.88	.78	SP900S-05
		1.78 (45.21)	1.25 (31.75)	.140 (3.56)	.093 (2.36)	1.187 (30.15)	.430 (10.92)	—	BER101-ND	1.17	1.05	.94	.84	SP600-02
		1.78 (45.21)	1.25 (31.75)	.140 (3.56)	.093 (2.36)	1.187 (30.15)	.430 (10.92)	—	BER171-ND	1.06	.95	.85	.75	SP900S-02
		1.65 (41.91)	1.14 (28.96)	.140 (3.56)	.093 (2.36)	1.187 (30.15)	.430 (10.92)	—	BER111-ND	2.32	2.08	1.86	1.65	K10-05
		1.78 (45.21)	1.25 (31.75)	.140 (3.56)	.093 (2.36)	1.187 (30.15)	.430 (10.92)	—	BER112-ND	2.60	2.33	2.09	1.85	K10-02
	TO-3 / TO-66	1.65 (41.91)	1.14 (28.96)	.140 (3.56)	.093 (2.36)	1.187 (30.15)	.430 (10.92)	—	BER122-ND	.71	.63	.57	.50	Q3-05
		1.250 (31.75)	.700 (17.78)	.140 (3.56)	.062 (1.57)	.960 (24.38)	.200 (5.08)	—	BER152-ND	1.03	.93	.83	.74	K10-30
		1.78 (45.21)	1.25 (31.75)	.140 (3.56)	.093 (2.36)	1.187 (30.15)	.430 (10.92)	—	BER209-ND *	.63	.56	.51	.45	7403-09FR-02
		1.65 (41.91)	1.14 (28.96)	.140 (3.56)	.093 (2.36)	1.187 (30.15)	.430 (10.92)	—	BER203-ND *	.60	.54	.49	.43	3223-07FR-05
		1.65 (41.91)	1.14 (28.96)	.140 (3.56)	.093 (2.36)	1.187 (30.15)	.430 (10.92)	—	BER212-ND *	.60	.54	.49	.43	7403-09FR-05
		1.65 (41.91)	1.14 (28.96)	.122 (3.10)	.062 (1.57)	1.187 (30.15)	.430 (10.92)	—	BER211-ND *	.60	.54	.49	.43	7403-09FR-04
2	TO-3 (4PIN)	1.563 (39.70)	1.05 (26.67)	.156 (39.62)	.080 (2.03)	1.187 (30.15)	.430 (10.92)	—	BER210-ND *	.58	.52	.47	.42	7403-09FR-03
		1.312 (33.32)	.762 (19.35)	.140 (3.56)	.062 (1.57)	.960 (24.38)	.200 (5.08)	—	BER218-ND *	.53	.48	.43	.38	7403-09FR-11
		1.56 (39.62)	1.05 (26.67)	.156 (39.62)	.080 (2.03)	1.170 (29.72)	.470 (11.94)	—	BER139-ND	.72	.65	.58	.51	SP600-86
		1.56 (39.62)	1.05 (26.67)	.156 (39.62)	.080 (2.03)	1.170 (29.72)	.470 (11.94)	—	BER140-ND	1.49	1.33	1.19	1.06	K10-86
		1.56 (39.62)	1.05 (26.67)	.156 (39.62)	.080 (2.03)	1.170 (29.72)	.470 (11.94)	—	BER141-ND	.49	.45	.40	.35	Q3-86
		1.00 (25.40)	.750 (19.05)	.300 (7.62)	.140 (3.56)	—	—	—	BER178-ND	.82	.74	.66	.59	SP900S-104
	3	TO-247AC	1.00 (25.40)	.750 (19.05)	.300 (7.62)	.140 (3.56)	—	—	BER120-ND	1.36	1.22	1.09	.97	K10-104
			1.00 (25.40)	.750 (19.05)	.300 (7.62)	.140 (3.56)	—	—	BER131-ND	.63	.56	.51	.45	Q3-104
			1.00 (25.40)	.750 (19.05)	.300 (7.62)	.140 (3.56)	—	—	BER200-ND	1.68	1.51	1.35	1.20	2015-104
			1.00 (25.40)	.750 (19.05)	.300 (7.62)	.140 (3.56)	—	—	BER204-ND *	.51	.46	.41	.37	3223-07FR-104
			1.00 (25.40)	.750 (19.05)	.300 (7.62)	.140 (3.56)	—	—	BER221-ND	.66	.60	.54	.47	K6-104
			1.00 (25.40)	.750 (19.05)	.300 (7.62)	.140 (3.56)	—	—	BER109-ND	.63	.57	.51	.45	SP600-104
TO-220		860 (21.84)	.740 (18.80)	.200 (5.08)	.160 (4.06)	—	—	BER208-ND *	.72	.65	.58	.52	3223-07FR-90	
		.860 (21.84)	.740 (18.80)	.200 (5.08)	.160 (4.06)	—	—	BER217-ND *	.50	.45	.41	.36	7403-09FR-90	
		.750 (19.05)	.500 (12.70)	.187 (4.75)	.125 (3.18)	—	—	BER102-ND	.73	.66	.59	.52	SP600-58	
		.750 (19.05)	.500 (12.70)	.187 (4.75)	.125 (3.18)	—	—	BER176-ND	.73	.66	.59	.52	SP900S-58	
		.750 (19.05)	.500 (12.70)	.187 (4.75)	.147 (3.73)	—	—	BER103-ND	.73	.66	.59	.52	SP600-54	
		.750 (19.05)	.500 (12.70)	.187 (4.75)	.147 (3.73)	—	—	BER175-ND	.73	.66	.59	.52	SP900S-54	
	.750 (19.05)	.500 (12.70)	—	—	—	—	BER101-ND	.73	.66	.59	.52	SP600-43		
	.750 (19.05)	.500 (12.70)	—	—	—	—	BER174-ND	.73	.66	.59	.52	SP900S-43		
	.750 (19.05)	.500 (12.70)	.187 (4.75)	.125 (3.18)	—	—	BER113-ND	1.02	.92	.82	.73	K10-58		
	.750 (19.05)	.500 (12.70)	.187 (4.75)	.147 (3.73)	—	—	BER114-ND	.82	.74	.66	.59	K10-54		
	.750 (19.05)	.500 (12.70)	—	—	—	—	BER121-ND	1.02	.92	.82	.73	K10-43		
	4	MULTI	.750 (19.05)	.500 (12.70)	.187 (4.75)	.125 (3.18)	—	—	BER124-ND	.60	.54	.49	.43	Q3-58
.750 (19.05)			.500 (12.70)	.187 (4.75)	.147 (3.73)	—	—	BER125-ND	.60	.54	.49	.43	Q3-54	
.750 (19.05)			.500 (12.70)	.187 (4.75)	.147 (3.73)	—	—	BER198-ND	.57	.51	.46	.41	1009-54	
.750 (19.05)			.500 (12.70)	.187 (4.75)	.147 (3.73)	—	—	BER201-ND	1.07	.96	.86	.76	2015-54	
.750 (19.05)			.500 (12.70)	.187 (4.75)	.147 (3.73)	—	—	BER206-ND *	.48	.43	.39	.34	3223-07FR-54	
.750 (19.05)			.500 (12.70)	.187 (4.75)	.147 (3.73)	—	—	BER215-ND *	.48	.43	.39	.34	7403-09FR-54	
SIP		.750 (19.05)	.500 (12.70)	.187 (4.75)	.147 (3.73)	—	—	BER219-ND	.64	.57	.51	.46	K4-54	
		.750 (19.05)	.500 (12.70)	.187 (4.75)	.125 (3.18)	—	—	BER199-ND	.57	.51	.46	.41	1009-58	
		.750 (19.05)	.500 (12.70)	.187 (4.75)	.125 (3.18)	—	—	BER202-ND	1.07	.96	.86	.76	2015-58	
		.750 (19.05)	.500 (12.70)	.187 (4.75)	.125 (3.18)	—	—	BER207-ND *	.57	.51	.46	.41	3223-07FR-58	
		.750 (19.05)	.500 (12.70)	.187 (4.75)	.125 (3.18)	—	—	BER216-ND *	.48	.43	.39	.34	7403-09FR-58	
		.750 (19.05)	.500 (12.70)	.187 (4.75)	.125 (3.18)	—	—	BER220-ND	.54	.49	.44	.39	K4-58	
5	SIP	.750 (19.05)	.500 (12.70)	—	—	—	—	BER132-ND	.60	.54	.49	.43	Q3-43	
		.687 (17.45)	.562 (14.27)	.218 (5.54)	.125 (3.18)	—	—	BER205-ND *	.48	.43	.39	.34	3223-07FR-51	
		.687 (17.45)	.562 (14.27)	.218 (5.54)	.125 (3.18)	—	—	BER214-ND *	.48	.43	.39	.34	7403-09FR-51	
		.687 (17.45)	.562 (14.27)	.218 (5.54)	.125 (3.18)	—	—	BER146-ND	.72	.65	.58	.52	K10-51	
		.687 (17.45)	.562 (14.27)	.218 (5.54)	.125 (3.18)	—	—	BER147-ND	.43	.39	.35	.31	Q3-51	
		.860 (21.84)	.740 (18.80)	.200 (5.08)	.160 (4.06)	—	—	BER108-ND	.80	.72	.64	.57	SP600-90	
	DO-5	.860 (21.84)	.740 (18.80)	.200 (5.08)	.160 (4.06)	—	—	BER177-ND	.80	.72	.64	.57	SP900S-90	
		.860 (21.84)	.740 (18.80)	.200 (5.08)	.160 (4.06)	—	—	BER119-ND	1.26	1.13	1.01	.90	K10-90	
		.860 (21.84)	.740 (18.80)	.200 (5.08)	.160 (4.06)	—	—	BER130-ND	.62	.56	.50	.44	Q3-90	
		.945 (24.00)	.827 (21.01)	.196 (4.98)	.150 (3.81)	—	—	BER107-ND	.83	.75	.67	.59	SP600-114	
		.945 (24.00)	.827 (21.01)	.196 (4.98)	.150 (3.81)	—	—	BER180-ND	.83	.75	.67	.59	SP900S-114	
		.945 (24.00)	.827 (21.01)	.196 (4.98)	.150 (3.81)	—	—	BER118-ND	1.38	1.24	1.11	.98	K10-114	
6	SIP	1.450 (36.83)	.838 (21.29)	.612 (15.54)	.245 (6.22)	.960 (24.38)	.170 (4.32)	.120 (3.05)	BER106-ND	.94	.84	.75	.67	SP600-105
		1.450 (36.83)	.838 (21.29)	.612 (15.54)	.245 (6.22)	.960 (24.38)	.170 (4.32)	.120 (3.05)	BER117-ND	1.76	1.58	1.42	1.25	K10-105
		1.450 (36.83)	.838 (21.29)	.612 (15.54)	.245 (6.22)	.960 (24.38)	.170 (4.32)	.120 (3.05)	BER179-ND	.94	.84	.75	.67	SP900S-105
		1.00 (25.40)	.260 (6.60)	—	—	—	—	—	BER105-ND	.88	.79	.71	.63	SP600-25
		1.00 (25.40)	.260 (6.60)	—	—	—	—	—	BER173-ND	.88	.79	.71	.63	SP900S-25
		1.00 (25.40)	.260 (6.60)	—	—	—	—	—	BER116-ND	1.57	1.41	1.26	1.12	K10-25
	SIP Module	1.50 (38.10)	.900 (22.86)	.150 (3.81)	1.20 (30.48)	.450 (11.43)	.075 (1.91)	—	BER136-ND	.48	.43	.39	.34	Q3-67
		2.50 (63.50)	2.00 (50.80)	.344 (8.74)	1.81 (46.02)	1.00 (25.40)	.156 (3.96)	—	BER137-ND	.65	.58	.52	.46	Q3-101

* Made of SP400 material.

(Continued)

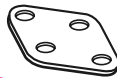


Fig.	Device Type	Dimensions - Inch (mm)							Digi-Key Part No.	Price Each				Bergquist Part No.
		A	B	C	D	E	F	G		1	10	50	100	
8	CPU	.63 (16.00)	.63 (16.00)	—	—	—	—	—	BER133-ND	.52	.47	.42	.38	CPU 63X.63
		1.375 (34.93)	1.375 (34.93)	—	—	—	—	—	BER135-ND	.86	.78	.70	.62	CPU 1.375X1.375
	Bridge Rect.	1.00 (25.40)	1.00 (25.40)	.187 (4.75)	—	—	—	—	BER142-ND	.46	.42	.37	.33	Q3-48
		1.25 (31.75)	1.25 (31.75)	.200 (5.08)	—	—	—	—	BER144-ND	.49	.44	.39	.35	Q3-46
9	TO-220 Tubes	.433 (11.00)	.985 (25.02)	—	—	—	—	—	BER145-ND	1.44	1.29	1.15	1.02	K10-46
		.532 (13.50)	.985 (25.02)	—	—	—	—	—	BER156-ND	.73	.66	.59	.52	SPT400-12-11-25
10	TO-5	.360 (9.14)	.200 (5.08)	.040 (1.02)	—	—	—	—	BER157-ND	.89	.80	.72	.64	SPT400-12-13.5-25
		—	—	—	—	—	—	—	BER213-ND*	.46	.41	.37	.33	7403-09FR-09
"Hi-Flow™" Single Side Adhesive Backed Pads (Phase Change)														
1	TO-3	1.65 (41.91)	1.14 (28.96)	.140 (3.56)	.093 (2.36)	1.187 (30.15)	.430 (10.92)	—	BER166-ND	.28	.25	.23	.20	HF115TAAC-05
3	TO-220	.750 (19.05)	.500 (12.70)	.187 (4.75)	.147 (3.73)	—	—	—	BER167-ND	.10	.09	.08	.07	HF115TAAC-54
3	TO-220	.750 (19.05)	.500 (12.70)	.187 (4.75)	.125 (3.18)	—	—	—	BER168-ND	.10	.09	.08	.07	HF115TAAC-58
3	TO-218	.860 (21.84)	.740 (18.80)	.200 (5.08)	.160 (4.06)	—	—	—	BER169-ND	.12	.10	.09	.08	HF115TAAC-90
5	SIP	1.450 (36.83)	.830 (21.08)	.612 (15.54)	.245 (6.22)	.960 (24.38)	.170 (4.32)	.120 (3.05)	BER170-ND	.14	.13	.11	.10	HF115TAAC-105
"SP900™" Single Side Adhesive Backed Pads (Low Mounting Pressure)														
1	TO-3	1.65 (41.91)	1.14 (28.96)	.140 (3.56)	.093 (2.36)	1.187 (30.15)	.430 (10.92)	—	BER181-ND	1.14	1.03	.92	.81	SP900EAC-05
3	TO-220	.750 (19.05)	.500 (12.70)	.187 (4.75)	.147 (3.73)	—	—	—	BER182-ND	.74	.67	.60	.53	SP900EAC-54
3	TO-220	.750 (19.05)	.500 (12.70)	.187 (4.75)	.125 (3.18)	—	—	—	BER183-ND	.74	.67	.60	.53	SP900EAC-58
"Bond Ply™ 100" Double Sided Thermal Tape														
Double Sided Adhesive Thermal Pad, .005" (.127) Thick, 11" x 12" (27.94 x 30.48cm) Square Sheet									BER246-ND	41.44	36.98	33.15	29.33	BOND PLY 105 11x12"
Double Sided Adhesive Thermal Pad, .008" (.203) Thick, 10" (25.4cm) Square Sheet									BER159-ND	50.99	45.51	40.80	36.09	BOND PLY 108 10x10"
Double Sided Adhesive Thermal Pad, .011" (.279) Thick, 10" (25.4cm) Square Sheet									BER160-ND	63.77	56.90	51.02	45.13	BOND PLY 111 10x10"
"Gap Pad™ 1500" Thermal Gap Filling Material														
High Thermally Conductive Pad, .020" (.508) Thick, 4" (10.16cm) Square Sheet									BER161-ND	9.98	8.91	7.99	7.07	.020 GP 1500 4" x 4"
High Thermally Conductive Pad, .040" (1.02) Thick, 4" (10.16cm) Square Sheet									BER162-ND	14.33	12.79	11.47	10.15	.040 GP 1500 4" x 4"
High Thermally Conductive Pad, .060" (1.52) Thick, 4" (10.16cm) Square Sheet									BER163-ND	16.45	14.68	13.16	11.64	.060 GP 1500 4" x 4"
High Thermally Conductive Pad, .080" (2.03) Thick, 4" (10.16cm) Square Sheet									BER164-ND	19.44	17.35	15.55	13.76	.080 GP 1500 4" x 4"
High Thermally Conductive Pad, .125" (3.18) Thick, 4" (10.16cm) Square Sheet									BER165-ND	26.39	23.55	21.12	18.68	.125 GP 1500 4" x 4"
High Thermally Conductive Pad, .040" (1.02) Thick, 8" x 16" (20.32 x 40.64cm) Sheet									BER227-ND	99.03	88.37	79.23	70.09	.040 GP 1500 8" x 16"
High Thermally Conductive Pad, .060" (1.52) Thick, 8" x 16" (20.32 x 40.64cm) Sheet									BER228-ND	96.85	86.42	77.48	68.54	.060 GP 1500 8" x 16"
High Thermally Conductive Pad, .080" (2.03) Thick, 8" x 16" (20.32 x 40.64cm) Sheet									BER229-ND	110.92	98.98	88.74	78.50	.080 GP 1500 8" x 16"
High Thermally Conductive Pad, .125" (3.18) Thick, 8" x 16" (20.32 x 40.64cm) Sheet									BER230-ND	189.31	168.93	151.45	133.98	.125 GP 1500 8" x 16"
"Gap Pad™ 1500R" Thermal Gap Filling Material														
High Thermally Conductive Pad, .010" (.254) Thick, 8" x 16" (20.32 x 40.64cm) Sheet									BER231-ND	54.21	48.38	43.37	38.37	GP1500R 10 MIL 8" x 16"
High Thermally Conductive Pad, .015" (.381) Thick, 8" x 16" (20.32 x 40.64cm) Sheet									BER232-ND	66.40	59.25	53.12	46.99	GP1500R 15 MIL 8" x 16"
High Thermally Conductive Pad, .020" (.508) Thick, 8" x 16" (20.32 x 40.64cm) Sheet									BER233-ND	72.96	65.11	58.37	51.64	GP1500R 20 MIL 8" x 16"
"Gap Pad™ VO Ultra Soft" Thermal Gap Filling Material														
High Thermally Conductive Pad, .020" (.508) Thick, 8" x 16" (20.32 x 40.64cm) Sheet									BER222-ND	72.05	64.30	57.65	51.00	.020 GP US 8" x 16"
High Thermally Conductive Pad, .040" (1.02) Thick, 8" x 16" (20.32 x 40.64cm) Sheet									BER223-ND	90.61	80.86	72.49	64.13	.040 GP US 8" x 16"
High Thermally Conductive Pad, .060" (1.52) Thick, 8" x 16" (20.32 x 40.64cm) Sheet									BER224-ND	101.66	90.72	81.33	71.95	.060 GP US 8" x 16"
High Thermally Conductive Pad, .080" (2.03) Thick, 8" x 16" (20.32 x 40.64cm) Sheet									BER225-ND	116.48	103.94	93.19	82.44	.080 GP US 8" x 16"
High Thermally Conductive Pad, .125" (3.18) Thick, 8" x 16" (20.32 x 40.64cm) Sheet									BER226-ND	193.38	172.55	154.70	136.85	.125 GP US 8" x 16"

* Made of SP400 material

C

KEYSTONE



MICA Insulators for Transistor Mounting

These precision stamped MICA insulators provide good thermal conductivity (.009 watts per square inch per °C per inch in thickness). Excellent thermal resistance 1100°F (593°C). Dielectric constant of 7 at 1000KHz. Specifications: .003" (.08mm) thick MICA ± .001" (± .003mm)

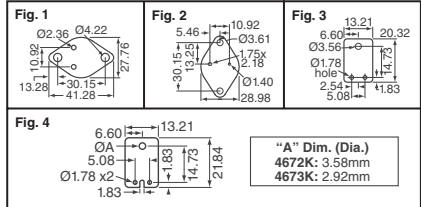
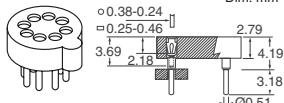


Fig.	Digi-Key Part No.	10	100	500	1,000	Keystone Part No.
1	4651K-ND	1.19	10.45	35.50	48.10	4651
2	4662K-ND	1.30	11.25	37.25	52.65	4662
3	4671K-ND	1.26	10.45	35.50	25.45	4671
4	4672K-ND	1.10	10.45	35.50	19.70	4672
4	4673K-ND	1.10	10.45	35.50	19.70	4673



Transistor Sockets

Plating: Sleeve (Pin): 200µ" Sn/Pb (RoHS Compliant: 200µ" Sn); Contact (Clip): 30µ" Au



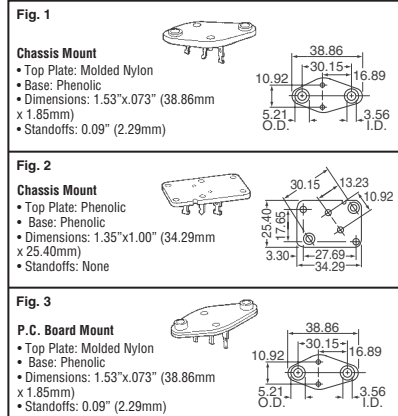
No. of Pins	Digi-Key Part No.	1	10	100	MILL-MAX Part No.
TO-5 Package					
3	ED2150-ND	1.29	1.10	.90	917-93-103-41-005000
3	ED90273-ND	1.77	1.50	1.23	917-43-103-41-005000
4	ED2151-ND	1.39	1.18	.97	917-93-104-41-005000
4	ED90274-ND	1.87	1.59	1.30	917-43-104-41-005000
8	ED2152-ND	1.80	1.53	1.25	917-93-108-41-005000
8	ED90275-ND	2.30	1.95	1.60	917-43-108-41-005000
TO-10 Package					
8	ED2153-ND	1.80	1.53	1.25	917-93-208-41-005000
8	ED90276-ND	2.30	1.95	1.60	917-43-208-41-005000
10	ED2154-ND	2.64	2.24	1.83	917-93-210-41-005000
10	ED90277-ND	2.78	2.36	1.93	917-43-210-41-005000

• RoHS Compliant

KEYSTONE



TO-3 Power Transistor Sockets



Transistor Mounting Hardware

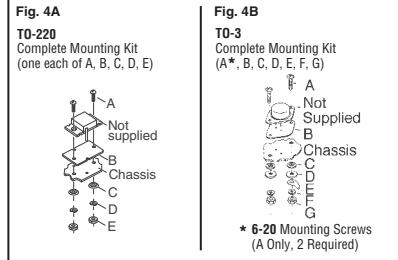


Fig.	Digi-Key Part No.	1	10	100	Keystone Part No.
1	4601K-ND	2.29	2.16	2.07	4601
2	4606K-ND	1.95	1.84	1.60	4606
3	4600K-ND	2.04	1.93	1.75	4600
4A	4724K-ND	1.95	1.81	1.60	4724
4B	4725K-ND	1.95	1.81	1.60	4725
4B	4706K-ND*	2.68/20	25.40/200		4706

ASAHI RUBBER INC.



Heat Sink Pads

Asahi Rubber offers an excellent product for applications requiring a thermal solution. The ART Series is a thermally conductive silicone gel that can be cut as required.

Features: • Color: Gray • Dimensions: 11.81" x 8.46" (300mm x 215mm) • Thickness range: 0.3 mm to 2.0 mm • Operating Temperature Range: -60°C - 200°C

Thickness Inch (mm)	Digi-Key Part No.	1	10	50	Asahi Part No.
.01 (0.3)	509-1000-ND	48.12	44.11	39.30	ART03
.02 (0.5)	509-1001-ND	53.01	48.60	43.30	ART05
.04 (1.0)	509-1002-ND	76.59	70.21	62.55	ART10
.06 (1.5)	509-1003-ND	98.19	90.01	80.19	ART15
.08 (2.0)	509-1004-ND	120.12	110.11	98.10	ART20

molex



TO-220 Solder Tail Transistor Sockets

P.C. Board Mount: .100" (2.54mm) center. These three circuit transistor sockets are preassembled and ready for soldering to a P.C. Board. The proven double cantilever design eliminates circuit failure due to thermal expansion and/or mechanical tolerances.

Linear movement of the transistor leads in the socket does not affect contact reliability.

Material: Tin-Plated Brass, 94V-2 Rated Nylon

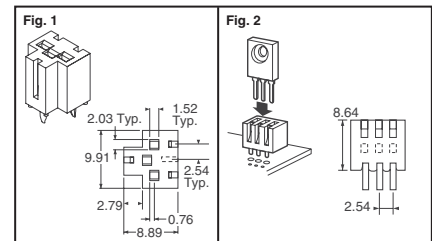


Fig.	Digi-Key Part No.	1	10	100	Molex Part No.
1	WM2550-ND	1.63	1.45	.97	09-48-3031
2	WM2551-ND	2.13	1.89	1.26	10-18-2031

More Product Available Online: www.digkey.com