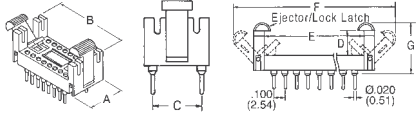


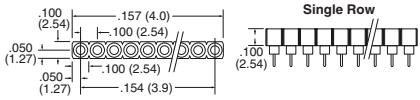
**Lock / Eject
DIP Sockets**



No. of Pins	Dimensions (Inches (mm))						
	A	B	C	D	E	F	G
14	.400 (10.16)	.950 (24.16)	.300 (7.62)	.280 (7.11)	.770 (19.56)	1.300 (33.02)	.490 (12.45)
16	.400 (10.16)	1.050 (26.70)	.300 (7.62)	.280 (7.11)	.870 (22.10)	1.540 (39.12)	.490 (12.45)
24	.700 (17.78)	1.490 (37.85)	.600 (15.24)	.182 (4.62)	1.300 (33.02)	1.800 (45.72)	.460 (11.68)
28	.700 (17.78)	1.690 (42.90)	.600 (15.24)	.182 (4.62)	1.500 (38.10)	2.000 (50.80)	.460 (11.68)
32	.700 (17.78)	1.890 (48.00)	.600 (15.24)	.182 (4.62)	1.700 (43.18)	2.200 (55.88)	.460 (11.68)
40	.700 (17.78)	2.290 (58.20)	.600 (15.24)	.182 (4.62)	2.100 (53.34)	2.600 (66.04)	.460 (11.68)

No. of Pins	Fits Jumper Connectors, such as:	Digi-Key Part No.	Price Each			Aries Part No.
			1	25	100	
14	IC Packages	A514-ND	3.80	3.04	2.16	14-C280-10
16	IC Packages	A516-ND	4.10	3.28	2.33	16-C280-10
24	IC Packages	A524-ND	5.73	4.58	3.25	24-C182-10
28	IC Packages	A528-ND	6.08	4.86	3.45	28-C182-10
32	IC Packages	A532-ND	6.95	5.56	3.94	32-C182-10
40	IC Packages	A540-ND	8.83	7.06	5.01	40-C182-10

Series X518 Collet Sockets with Solder Tail Pins



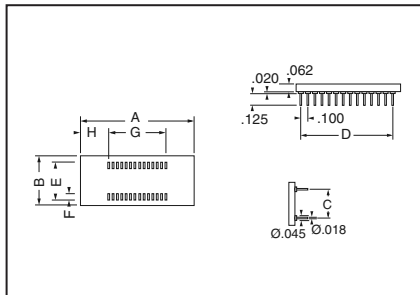
Features: • Can be cut to the number of pins desired to fit the application • Side-to-side and end-to-end stackable **Specifications:** • Socket Body: Black UL94V-0 nylon 4/6 • Contact Current Rating: 3A • Operating Temperature: Tin plating: 221°F (105°C); Gold plating: 257°F (125°C) • Accepts leads .015-.025" (.381mm-.635mm) in diameter. .100" (2.54mm) minimum in length **Mounting:** Suggested PCB hole: .030" ±.002" (.76mm ±.05mm) diameter

No. of Pins	Description	Digi-Key Part No.	Price Each			Aries Part No.
			1	25	100	
40	Tin Plated	A460-ND	2.75	2.31	1.60	40-0518-10
	Gold Plated	A461-ND	4.05	3.41	2.40	40-0518-11

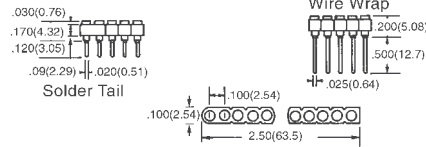
Surface Mount SOIC to DIP, SSOP to DIP, and SOJ to DIP Adapters

Specifications:

- **Board:** .062" (1.57mm) thick, double-sided FR-4, with 1 oz. copper traces
- **Pins:** Brass alloy 360, 1/2 hard
- **Plating:** 200µ" (5.08 µm) minimum 93/7 tin/lead per MIL-T-10727 Type 1 over 100µ" (2.54µm) minimum nickel per QQ-N-290
- **Mounting:** Suggested PCB hole: .028" (.71mm) diameter



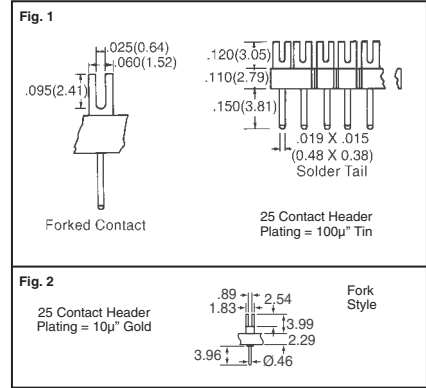
Pin-Line Sockets with "Break" Feature



Features: • Tin-plated Pin-Line sockets can be snapped apart into any number of pins without damage or loss of pins. • Pin-Line sockets are low profile and used for mounting devices with .100" (2.54mm) spacing between pins. • Rows of socket strips may be mounted on any centers or side-by-side for .100" (2.54mm) grid or matrix patterns. Strips also butt end-to-end and maintain .100" (2.54mm) spacing.

No. of Pins	Digi-Key Part No.	Price Each		
		1	25	100
Solder Tail Dip Socket with Screw Machined Pin				
25	A208-ND	2.78	2.45	1.89
Wire Wrap Socket with Screw Machined Pin				
25	A209-ND	5.42	4.71	3.57

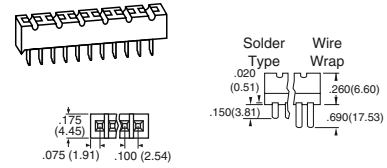
Pin-Line SIP Headers



Features: • Coined contacts • "Break" feature on Pin-Line headers assures headers can be easily snapped off to any number of positions without loss or damage to any pins. No tool is required. The "break" feature minimizes stocking problems and gives immediate adaptability for any length header requirement to any grid or matrix pattern.

Fig.	Digi-Key Part No.	Price Each			Aries Part No.
		1	10	100	
1	A115-ND	2.66	—	2.34	25-0600-10
2	A738-ND	13.08	9.94	—	25-0625-11

Strip Line SIP Sockets



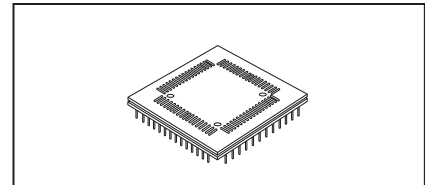
Features: • Bifurcated contacts **Specifications:** • Contacts: Grade A spring temper phosphor bronze QQB-7500 • Plating: 100µ tin per MIL-T-10727 • Socket: Glass-filled thermoplastic

No. of Pins	Solder Tail Digi-Key Part No.	Price Each			Wire Wrap Digi-Key Part No.	Price Each		
		1	25	100		1	25	100
12	A200-ND	2.86	2.60	2.22	A204-ND	3.46	3.01	2.28
20	A201-ND	3.85	3.50	2.98	A205-ND	5.05	4.39	3.33
25	A202-ND	4.81	4.38	3.73	A206-ND	6.37	5.53	4.19
34	A203-ND	5.03	4.58	3.90	A207-ND	7.83	6.80	5.15

◆ RoHS Compliant

Quad Flat Pack (QFP) to PGA Adapters

- Features:**
- Adapters convert surface mount type (SMD) Quad Flat Pack (QFP) packages to standard pin grid array through-hole packages on .100" (2.54mm) pin spacing. This allows SMD QFP packages to be used in standard PGA and PGA ZIF sockets, which is extremely useful for testing.
 - SMD QFP packages are typically less expensive and often more readily available than their through-hole PGA counterparts.
 - Users do not have to redesign through-hole boards in order to utilize the advantages of the SMD QFP packages.



Chip Type/Mfg.	Pads No.	PGA No.	Pins/Matrix	Digi-Key Part No.	Price Each	Aries Part No.
JEDEC	132	132	13x13	A174-ND	32.20	27.60
EIAJ	160	160	15x15	A176-ND	31.13	26.69
EIAJ	208	208	17x17	A722-ND	45.94	39.38

No. of Pins	Type	Dimensions (Inches)								Digi-Key Part No.	Price Each			Aries Part No.
		A	B	C	D	E	F	G	H		1	25	100	
8	SOIC	.400	.460	.300	.300	.455	.155	.150	.121	A724-ND	5.95	5.00	3.25	08-350000-10
	SSOP	.700	.450	.300	.600	.420	.138	.300	.180	A725-ND	5.95	5.00	3.25	14-350000-10
	SSOP	.700	.400	.300	.600	.340	.060	.154	—	A730-ND	26.83	22.54	14.65	14-351000-10
14	SOIC	.800	.450	.300	.700	.420	.138	.350	.180	A726-ND	5.95	5.00	3.25	16-350000-10
	SSOP	.800	.400	.300	.700	.340	.060	.179	—	A731-ND	26.83	22.54	14.65	16-351000-10
	SSOP	.900	.400	.300	.800	.340	.060	.205	—	A732-ND	23.85	20.04	13.03	18-351000-10
16	SOIC	.900	.450	.300	.800	.420	.138	.400	.180	A736-ND	5.98	5.04	4.59	18-350000-10
	SOIC	1.000	.450	.300	.900	.420	.138	.450	.180	A727-ND	5.95	5.00	3.25	20-350000-10
	SOJ	1.000	.420	.300	.900	.350	.090	.600	.060	A325-ND	6.27	5.37	4.89	20-350001-10
20	SOIC	1.000	.400	.300	.900	.340	.060	.230	—	A733-ND	26.83	22.54	14.65	20-351000-10
	SOIC	1.200	.700	.600	1.100	.455	.150	.550	.180	A720-ND	9.93	8.34	5.42	24-650000-10
	SOIC	1.200	.450	.300	1.100	.420	.138	.550	.180	A322-ND	4.17	3.57	3.25	24-350000-10
24	SOIC	1.400	.700	.600	1.300	.450	.075	.650	.375	A320-ND	9.84	8.43	7.68	28-650000-10
	SOIC	1.400	.400	.300	1.300	.350	.090	.650	.375	A321-ND	6.27	5.37	4.89	28-350002-10
	SSOP	1.400	.400	.300	1.300	.340	.060	.333	—	A734-ND	26.83	22.54	14.65	28-351000-10
28	SOIC	1.400	.700	.600	1.300	.340	.070	.333	—	A735-ND	37.20	31.25	20.32	28-651000-10
	SOJ	1.600	.700	.600	1.500	.650	.200	.750	.425	A323-ND	10.34	8.87	8.07	32-650000-10
	SOJ	1.600	.530	.400	1.500	.500	.090	.750	.425	A324-ND	9.10	7.80	7.10	32-450001-10

RoHS Compliant

No. of Pins	Type	Dimensions (Inches)								Digi-Key Part No.	Price Each			Aries Part No.
		A	B	C	D	E	F	G	H		1	25	100	
8	SOIC	.400	.460	.300	.300	.455	.155	.150	.121	A744-ND	6.95	5.84	3.80	08-350000-11-RC
	SOIC	.700	.450	.300	.600	.420	.138	.300	.180	A745-ND	6.95	5.84	3.80	14-350000-11-RC
	SSOP	.700	.400	.300	.600	.340	.060	.154	—	A746-ND	22.20	18.65	12.13	14-351000-11-RC
14	SOIC	.800	.450	.300	.700	.420	.138	.350	.180	A747-ND	6.95	5.84	3.80	16-350000-11-RC
	SSOP	.800	.400	.300	.700	.340	.060	.179	—	A748-ND	22.20	18.65	12.13	16-351000-11-RC
	SSOP	.900	.400	.300	.800	.340	.060	.205	—	A749-ND	22.20	18.65	12.13	18-351000-11-RC
16	SOIC	.900	.450	.300	.800	.420	.138	.400	.180	A750-ND	6.95	5.84	3.80	18-350000-11-RC
	SOIC	1.000	.450	.300	.900	.420	.138	.450	.180	A751-ND	6.95	5.84	3.80	20-350000-11-RC
	SOJ	1.000	.420	.300	.900	.350	.090	.600	.060	A752-ND	18.58	15.61	10.15	20-350001-11-RC
20	SOIC	1.000	.400	.300	.900	.340	.060	.230	—	A753-ND	22.20	18.65	12.13	20-351000-11-RC
	SOIC	1.200	.700	.600	1.100	.455	.150	.550	.180	A754-ND	25.55	21.47	13.96	24-650000-11-RC
	SOIC	1.200	.450	.300	1.100	.420	.138	.550	.180	A755-ND	6.95	5.84	3.80	24-350000-11-RC
24	SOIC	1.400	.700	.600	1.300	.450	.075	.650	.375	A756-ND	15.25	12.81	8.33	28-650000-11-RC
	SOIC	1.400	.400	.300	1.300	.350	.090	.650	.375	A757-ND	12.18	10.23	6.65	28-350002-11-RC
	SSOP	1.400	.400	.300	1.300	.340	.060	.333	—	A758-ND	22.20	18.65	12.13	28-351000-11-RC
32	SOJ	1.600	.700	.600	1.500	.650	.200	.750	.425	A760-ND	36.60	30.75	19.99	32-650000-11-RC
	SOJ	1.600	.530	.400	1.500	.500	.090	.750	.425	A761-ND	77.53	65.13	42.33	32-450001-11-RC

More Product Available Online: www.digkey.com