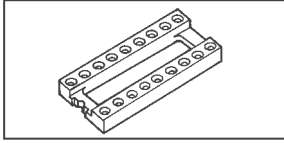


## Surface Mount I.C. Sockets



No. of Pins	Contact Spacing Inch (mm)	Digi-Key Part No.	1	10	100	1,000
<b>Surface Mount - Screw Machined Pins without Solder Tail</b>						
6	.300 (7.62)	ED2201-ND	.85	.71	.59	.49
8	.300 (7.62)	ED2202-ND	1.07	.89	.74	.62
14	.300 (7.62)	ED2203-ND	1.87	1.55	1.29	1.08
16	.300 (7.62)	ED2204-ND	2.14	1.77	1.48	1.23
18	.300 (7.62)	ED2205-ND	2.16	1.79	1.50	1.24
20	.300 (7.62)	ED2206-ND	2.40	1.99	1.66	1.38
22	.400 (10.16)	ED2207-ND	2.64	2.19	1.83	1.52
24	.600 (15.24)	ED2208-ND	3.21	2.66	2.22	1.84
28	.600 (15.24)	ED2209-ND	3.74	3.10	2.58	2.14
40	.600 (15.24)	ED2211-ND	4.81	3.98	3.32	2.76
48	.600 (15.24)	ED2212-ND	5.77	4.78	3.98	3.31
64	.600 (15.24)	ED2213-ND	7.69	6.37	5.31	4.41

**Special Features/Applications:** • For surface mounted technology • Tin for solder must be in the PC board **Technical Data:** • Insulator body material: glass-filled polyethersulphone • Temperature range: 55°C ~ 200°C continuous • Solder temperature: 280°C, intermittent **Plating:** • Pin tin plated minimum 80µ nickel+minimum 150µ tin-lead • High temperature insulator

◆ RoHS Compliant

## Low Cost PLCC Sockets



Fig. 1 — Thru-Hole Mount

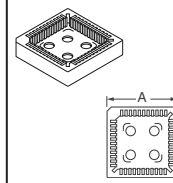
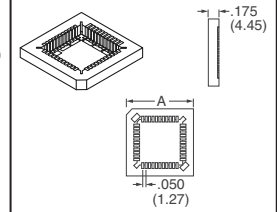


Fig. 2 — Surface Mount



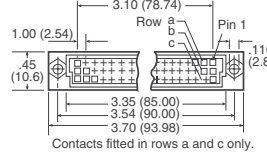
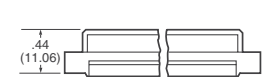
• Accepts JEDEC PLCCs MS-016 and MS-018 AE  
• Standoffs provide clearance for heat dissipation and cleaning  
• Internal standoffs ensure proper positioning of chip carrier in socket

• Accepts JEDEC PLCCs MO-047 and MO-052 AE  
• Low profile for high density PC board stacking  
• Standoffs provide clearance for heat dissipation and cleaning

No. of Pins	Dimension A Inch (mm)	Digi-Key Part No.	1	10	100	MIIU-Max Part No.
<b>Fig. 1 — Thru-Hole Mount - Plating 150u" Sn</b>						
20	0.613 (15.57)	ED90005-ND	1.15	.98	.80	940-44-020-24-000000
28	0.713 (18.11)	ED90006-ND	1.16	.98	.81	940-44-028-24-000000
32	0.813 (20.65) / 0.713 (18.11)	ED90007-ND	1.16	.98	.81	940-44-032-24-000000
44	0.913 (23.19)	ED90008-ND	1.16	.98	.81	940-44-044-24-000000
52	1.013 (25.73)	ED90009-ND	1.24	1.05	.86	940-44-052-24-000000
68	1.213 (30.81)	ED90010-ND	1.52	1.29	1.06	940-44-068-24-000000
84	1.413 (35.89)	ED90011-ND	1.69	1.44	1.18	940-44-084-24-000000

No. of Pins	Dimension A Inch (mm)	Digi-Key Part No.	1	10	100	MIIU-Max Part No.
<b>Fig. 2 — Surface Mount - Plating 150u" Sn</b>						
20	0.613 (15.57)	ED90012-ND	1.12	.96	.78	940-44-020-17-400000
28	0.713 (18.11)	ED90013-ND	1.17	.99	.81	940-44-028-17-400000
32	0.813 (20.65) / 0.713 (18.11)	ED90014-ND	1.01	.86	.71	940-44-032-17-400000
44	0.900 (22.86)	ED90015-ND	1.27	1.08	.88	940-44-044-17-400000
52	1.013 (25.73)	ED90016-ND	1.38	1.17	.96	940-44-052-17-400000
68	1.213 (30.81)	ED90017-ND	1.76	1.50	1.22	940-44-068-17-400000
84	1.413 (35.89)	ED90018-ND	1.94	1.65	1.35	940-44-084-17-400000

## NORCOMP DIN Connectors



No. of Rows	No. of Pins	Type	Digi-Key Part No.	1	10	100	NorComp Part No.
3	64	Socket-IDC Type	T8064A-ND	17.14	13.25	11.11	689-096-290L001
—	64	Strain Relief	T0064-ND	1.07	.93	.63	164-096-001-000
—	64	Strain Relief	T0064A-ND	1.89	1.22	.94	164-096-001L000

◆ RoHS Compliant

NOTE: Uses 64 conductor .05" Flat Cable

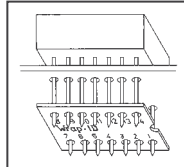
## OK Industries

Division of Jonard Industries Corp.

## Socket Wrap I.D.

**Features:**

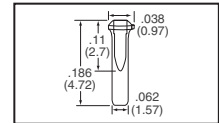
• Press fit to socket pins • Improves wiring speed • Instant pin numbering • Reduces wiring errors • Large space for user information • Simplifies troubleshooting • Accepts hand labeling



Spacing Inch (mm)	Description	Digi-Key Part No.	Pricing			
			5	25	50	100
.3 (7.62)	8 Pin I.D.	K470-ND	3.49	10.91	15.27	28.27
	14 Pin I.D.	K266-ND	3.49	10.91	15.27	28.27
	16 Pin I.D.	K267-ND	3.49	10.91	15.27	28.27
	18 Pin I.D.	K496-ND	6.98	21.81	30.54	56.54
	20 Pin I.D.	K269-ND	6.98	21.81	30.54	56.54
	96 Pin I.D.	K514-ND	13.96	43.63	61.08	113.08
.4 (10.16)	22 Pin I.D.	K497-ND	6.98	21.81	30.54	56.54
	24 Pin I.D.	K495-ND	6.98	21.81	30.54	56.54
.6 (15.24)	28 Pin I.D.	K272-ND	6.98	21.81	30.54	56.54



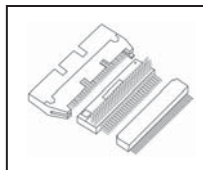
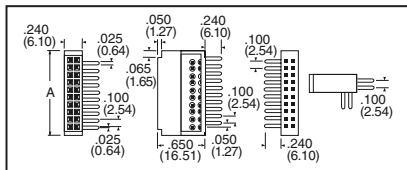
## Minisert Sockets



Mounting Hole Diameter	Digi-Key Part No.	Cut Tape Price Each			FCI Part No.
		1	25	100	
0.0690	609-1012-1-ND	.71	.35	.28	75540-002
	609-1012-2-ND		1015.00/5,000		75540-002

† Tape and Reel

## 3M Intra-Connector™

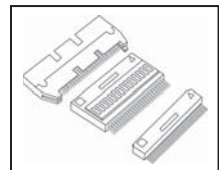
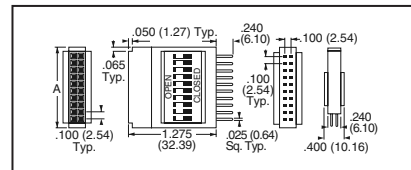


The Intra-Connector mates in-line with standard double row socket connectors. It has one set of female contacts, but two sets of male contacts at right angles. It provides instant line-by-line "probe-ability." The pins can also be used to make daisy chaining possible from a single connector cable end. Modified configurations are quickly available for special connections. The Intra-Connector system provides both straight-in and right angle functions. It mates with a standard .10" x .10" (2.54mm x 2.54mm) dual row connector or PC board-mounted .025" (.64mm) square pins. Two Intra-Connector systems used with the Intra-Switch™ system form a complete test assembly for probing signals under no load and full-load conditions.

Contacts are non-corrosive Alloy 770; body is glass-filled polyester thermoplastic.

No. of Contacts	Dimension A Inch (mm)	Digi-Key Part No.	Price Each
20	1.160 (29.46)	922576-20-ND	17.50
26	1.460 (37.08)	922576-26-ND	18.22
34	1.860 (47.24)	922576-34-ND	20.34
40	2.160 (54.86)	922576-40-ND	22.30
50	2.660 (67.56)	922576-50-ND	24.12
60	3.160 (80.26)	922576-60-ND	28.04

## 3M Intra-Switch™



The low profile design and recessed switch buttons allow room for working in confined areas. Using a pencil or probe tip, any or all switches may be actuated.

Applications include switching command signals to or from test equipment and programming optional preset logic functions. Switch buttons are recessed to prevent accidental switching. "Open" and "closed" positions are clearly marked, molded-in the body.

Contacts are non-corrosive Alloy 770; body is glass-filled polyester thermoplastic.

Intra-Switch is compatible with most sockets and mating headers for flat cable, including 3M, T&B/Ansley, Berg, Amp, Symbex and many others.

No. of Contacts	Dimension A Inch (mm)	Digi-Key Part No.	Price Each
20	1.160 (29.46)	922578-20-ND	33.76
34	1.860 (47.24)	922578-34-ND	45.01
40	2.160 (54.86)	922578-40-ND	54.73
50	2.660 (67.56)	922578-50-ND	48.78

More Product Available Online: [www.digkey.com](http://www.digkey.com)