

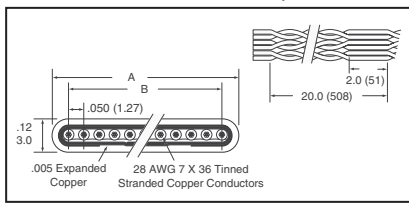
3M Shielded/Jacketed Flat Cable – 1785 Series

UL File No.: E118773
AWM Style No.: 2912

PHYSICAL: • .050" pitch • Jacket Material: Polyvinyl Chloride (PVC)
• Jacket Color: Black • Primary Material: PVC • Primary Color: 10 Color Repeat with Tan Common • Shielding: Expanded Copper

ELECTRICAL: • Voltage Rating: USA: N.E.C. 725, CL2 or AWM 150V; Canada: 150V; EU: >50V • Insulation Resistance: >1 x 10¹⁰/10 feet

ENVIRONMENTAL: • Temperature Rating: -20°C - 80°C



No. of Contacts	Dimensions Inch (mm)		Digi-Key Part No.	Note: X in Digi-Key Part No. Represents No. of Feet			
	A	B		10 ft.*	25 ft.*	50 ft.*	100 ft.*
16	0.93 (23.60)	0.75 (19.05)	MB16F-X-ND	35.89	80.06	138.04	220.86
20	1.13 (28.70)	0.95 (24.13)	MB20F-X-ND	41.47	92.51	159.50	255.20
26	1.43 (36.30)	1.25 (31.75)	MB26F-X-ND	53.91	120.26	207.34	331.74
34	1.83 (46.50)	1.65 (41.91)	MB34F-X-ND	70.50	157.27	271.15	433.84
36	1.93 (49.00)	1.75 (44.45)	MB36F-X-ND	74.65	166.52	287.10	459.36
40	2.13 (54.10)	1.95 (49.53)	MB40F-X-ND	88.52	197.48	340.48	544.76
50	2.63 (66.80)	2.45 (62.23)	MB50F-X-ND	103.68	231.28	398.75	638.00
60	3.13 (79.50)	2.95 (74.93)	MB60F-X-ND	124.41	277.52	478.49	765.58
64	3.38 (85.90)	3.15 (80.01)	MB64F-X-ND	141.63	315.95	544.74	871.58

* Cable available on xxx foot roll

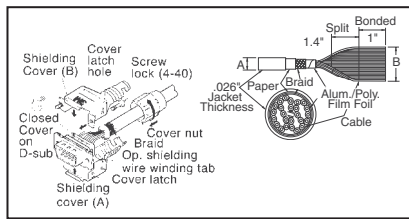
Round Jacketed/Shielded Flat Cable – 3659 Series

UL File No.: E118773
AWM Style No.: 20267

PHYSICAL: • .050" pitch • Jacket Material: Polyvinyl Chloride (PVC)
• Jacket Color: Black • Primary Material: PVC • Primary Color: Gray • Conductors: 28 AWG 7 x 36 Tinned Stranded Copper • Shielding: 0.001" (.03mm) Thick Aluminum/Polyester Film Foil and 90% Coverage Tinned Copper Braid

ELECTRICAL: • Voltage Rating: USA: N.E.C. 725, CL2 or AWM 300V; Canada: 300V; EU: >50V • Insulation Resistance: >1 x 10¹⁰/10 feet

ENVIRONMENTAL: • Temperature Rating: -20°C - 80°C



No. of Contacts	Dimensions Inch (mm)		Digi-Key Part No.	Note: X in Digi-Key Part No. Represents No. of Feet				
	A	B		5 ft.*	10 ft.*	25 ft.*	50 ft.*	100 ft.*
9	0.27 (6.9)	0.40 (10.2)	MC09R-X-ND	10.24	19.02	42.43	73.15	117.04
10	0.27 (6.9)	0.45 (11.4)	MC10R-X-ND	10.72	19.91	44.42	76.59	122.54
14	0.31 (7.9)	0.65 (16.5)	MC14R-X-ND	11.65	21.64	48.27	83.23	133.16
15	0.31 (7.9)	0.70 (17.8)	MC15R-X-ND	12.12	22.51	50.21	86.56	138.50
16	0.31 (7.9)	0.75 (19.1)	MC16R-X-ND	12.58	23.36	52.11	89.85	143.76
20	0.34 (8.6)	0.95 (24.1)	MC20R-X-ND	13.05	24.24	54.06	93.21	149.14
24	0.37 (9.4)	1.15 (29.2)	MC24R-X-ND	13.98	25.96	57.92	99.86	159.78
25	0.37 (9.4)	1.20 (30.5)	MC25R-X-ND	14.42	26.78	59.73	102.99	164.78
26	0.37 (9.4)	1.25 (31.8)	MC26R-X-ND	14.91	27.70	61.78	106.53	170.44
34	0.41 (10.4)	1.65 (41.9)	MC34R-X-ND	16.78	31.16	69.51	119.85	191.76
36	0.43 (10.9)	1.75 (44.5)	MC36R-X-ND	17.24	32.03	71.44	123.18	197.08
37	0.43 (10.9)	1.80 (45.7)	MC37R-X-ND	17.71	32.89	73.37	126.50	202.40
40	0.43 (10.9)	1.95 (49.5)	MC40R-X-ND	18.18	33.76	75.31	129.84	207.74
50	0.48 (12.2)	2.45 (62.2)	MC50R-X-ND	20.97	38.95	86.88	149.80	239.68
60	0.51 (13.0)	2.95 (74.9)	MC60R-X-ND	23.51	43.66	97.40	167.94	268.70
64	0.54 (13.7)	3.15 (80.0)	MC64R-X-ND	24.70	45.87	102.33	176.44	282.30

* Cable available on xxx foot roll

No. of Contacts	Digi-Key Part No.	Pricing				3M Part No.
		1	100	500	1,000	
D-Sub Backshells						
9	MDBS09-ND	3.93	298.62	1351.35	2457.00	3357-9209
15	MDBS15-ND	4.35	330.22	1494.35	2717.00	3357-9215
25	MDBS25-ND	4.97	377.62	1708.85	3107.00	3357-9225
37	MDBS37-ND	7.26	551.42	2495.35	4537.00	3357-9237
50	MDBS50-ND	11.40	865.84	3918.20	7124.00	3357-9250
Thumbscrew Kit (2 Thumbscrews and 2 Retainers)						
—	MDS07-ND	4.33	328.64	1487.20	2704.00	3341-7 KIT

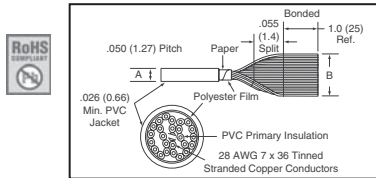
Round/Jacketed Flat Cable – 3759 Series

UL File No.: E118773
AWM Style No.: 20267

PHYSICAL: • .050" pitch • Jacket Material: Polyvinyl Chloride (PVC) • Jacket Color: Black • Primary Material: PVC

ELECTRICAL: • Voltage Rating: USA: N.E.C. 725, CL2 or AWM 300V; Canada: 300V; EU: <50V • Insulation Resistance: >1 x 10¹⁰/10 feet

ENVIRONMENTAL: • Temperature Rating: -20°C - 80°C



No. of Contacts	Dimensions Inch (mm)		Digi-Key Part No.	Note: X in Digi-Key Part No. Represents No. of Feet				
	A	B		5 ft.*	10 ft.*	25 ft.*	50 ft.*	100 ft.*
9	0.26 (6.6)	0.40 (10.2)	MB09A-X-ND	8.75	16.25	36.25	62.50	100.00
10	0.26 (6.6)	0.45 (11.4)	MB10A-X-ND	9.16	17.01	37.95	65.43	104.68
14	0.27 (6.9)	0.65 (16.5)	MB14A-X-ND	9.95	18.49	41.24	71.10	113.76

No. of Contacts	Dimensions Inch (mm)		Digi-Key Part No.	Note: X in Digi-Key Part No. Represents No. of Feet				
	A	B		5 ft.*	10 ft.*	25 ft.*	50 ft.*	100 ft.*
15	0.27 (6.9)	0.70 (17.8)	MB15A-X-ND	10.35	19.23	42.89	73.95	118.32
16	0.27 (6.9)	0.75 (19.1)	MB16A-X-ND	10.75	19.96	44.54	76.79	122.86
20	0.30 (7.6)	0.95 (24.1)	MB20A-X-ND	11.15	20.71	46.19	79.64	127.42
24	0.33 (8.4)	1.15 (29.2)	MB24A-X-ND	11.95	22.18	49.49	85.33	136.52
25	0.33 (8.4)	1.20 (30.5)	MB25A-X-ND	12.32	22.88	51.04	88.00	140.80
26	0.33 (8.4)	1.25 (31.8)	MB26A-X-ND	12.74	23.67	52.79	91.03	145.64
30	0.37 (9.4)	1.45 (36.8)	MB30A-X-ND	12.68	23.56	52.55	90.60	144.96
34	0.37 (9.4)	1.65 (41.9)	MB34A-X-ND	14.34	26.62	59.39	102.40	163.84
36	0.39 (9.9)	1.75 (44.5)	MB36A-X-ND	14.73	27.36	61.04	105.24	168.36
37	0.39 (9.9)	1.80 (45.7)	MB37A-X-ND	15.13	28.10	62.68	108.08	172.92
40	0.39 (9.9)	1.95 (49.5)	MB40A-X-ND	15.53	28.84	64.34	110.93	177.48
50	0.44 (11.2)	2.45 (62.2)	MB50A-X-ND	17.92	33.28	74.23	127.99	204.78
60	0.47 (11.9)	2.95 (74.9)	MB60A-X-ND	20.09	37.31	83.22	143.49	229.58
64	0.50 (12.7)	3.15 (80.0)	MB64A-X-ND	21.10	39.19	87.43	150.74	241.18

* Cable available on xxx foot roll

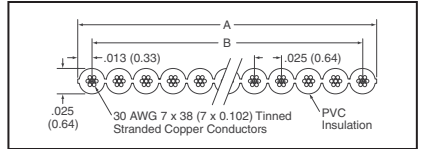
.025" Gray Flat Cable – 3754 Series

UL File No.: E118773
AWM Style No.: 20267

PHYSICAL: • PVC Insulation • 30 AWG Stranded on .025" spacing

ELECTRICAL: • Voltage Rating: 30V • Flammability Rating: USA: VW-1 Canada: FT1

ENVIRONMENTAL: • Temperature Rating: -20°C - 105°C



No. of Contacts	Dimensions Inch (mm)		Digi-Key Part No.	Note: X in Digi-Key Part No. Represents No. of Feet					
	A	B		5 ft.*	10 ft.*	25 ft.*	50 ft.*	100 ft.*	
20	0.50 (12.70)	0.475 (12.07)	MB20G-X-ND	3.65	6.77	15.10	26.04	46.87	125.00
26	0.60 (15.20)	0.625 (15.88)	MB26G-X-ND	4.74	8.80	19.63	33.85	60.93	162.48
30	0.750 (19.05)	0.725 (18.42)	MB30G-X-ND	5.47	10.16	22.65	39.06	70.31	187.48
36	1.000 (25.40)	0.975 (24.77)	MB40G-X-ND	7.29	13.54	30.21	52.08	93.74	249.98
50	1.250 (31.75)	1.225 (31.12)	MB50G-X-ND	9.11	16.93	37.76	65.10	117.18	312.48
60	1.500 (38.10)	1.475 (37.47)	MB60G-X-ND	10.94	20.31	45.31	78.12	140.62	374.98
68	1.700 (43.18)	1.675 (42.55)	MB68G-X-ND	12.40	23.02	51.35	88.54	159.37	424.98
80	2.000 (50.80)	1.975 (50.17)	MB80G-X-ND	14.58	27.08	60.41	104.16	187.49	499.96
100	2.500 (63.50)	2.475 (62.87)	MB100G-X-ND	18.23	33.85	75.52	130.20	234.36	624.96

* Cable available on xxx foot roll

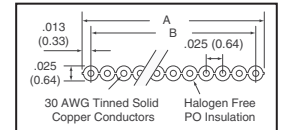
Round Conductor Flat Cable – 2049 Series

UL File No.: E42769
AWM Style No.: 20930

PHYSICAL: • .025" pitch • Insulation Material: Halogen Free Polyolefin (PO) • Color: Off-White

ELECTRICAL: • Voltage Rating: USA: 30V; EU: <50V • Insulation Resistance: >1 x 10¹⁰/10 feet

ENVIRONMENTAL: • Temperature Rating: -40°C - 105°C



No. of Contacts	Dimensions Inch (mm)		Digi-Key Part No.	Note: X in Digi-Key Part No. Represents No. of Feet				
	A	B		5 ft.*	10 ft.*	25 ft.*	50 ft.*	100 ft.*
20	0.500 (12.70)	0.475 (12.07)	MB20K-X-ND	6.23	11.56	25.80	44.48	71.16
40	1.000 (25.40)	0.975 (24.77)	MB40K-X-ND	13.13	24.38	54.38	93.75	150.00
50	1.250 (31.75)	1.225 (31.12)	MB50K-X-ND	15.65	29.07	64.85	111.81	178.90
60	1.500 (38.10)	1.475 (37.47)	MB60K-X-ND	18.68	34.69	77.39	133.43	213.48
68	1.700 (43.18)	1.675 (42.55)	MB68K-X-ND	21.17	39.32	87.70	151.21	241.94
80	2.000 (50.80)	1.975 (50.17)	MB80K-X-ND	24.91	46.25	103.18	177.90	284.64
100	2.500 (63.50)	2.475 (62.87)	MB100K-X-ND	31.13	57.81	128.97	222.36	355.78

* Cable available on xxx foot roll

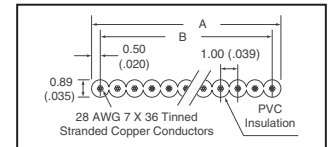
Round Conductor Flat Cable – 3625 Series

UL File No.: E42769
AWM Style No.: 2651

PHYSICAL: • 1.0mm pitch • Insulation Material: Polyvinyl Chloride (PVC) • Color: Gray

ELECTRICAL: • Voltage Rating: USA: 300V; Canada: 300V; EU: <50V • Insulation Resistance: >1 x 10¹⁰/10 feet

ENVIRONMENTAL: • Temperature Rating: -20°C - 105°C



No. of Contacts	Dimensions Inch (mm)		Digi-Key Part No.	Note: X in Digi-Key Part No. Represents No. of Meters				
	A	B		5 M*	10 M*	25 M*	50 M*	100 M*
8	0.315 (8.00)	0.276 (7.00)	MC08L-X-ND	5.96	11.07	24.69	42.56	68.10
14	0.551 (14.00)	0.512 (13.00)	MC14L-X-ND	11.47	21.31	47.53	81.95	131.12
16	0.630 (16.00)	0.591 (15.00)	MC16L-X-ND	13.11	24.35	54.32	93.65	149.84
20	0.787 (20.00)	0.748 (19.00)	MC20L-X-ND	14.90	27.67	61.73	106.43	170.28
22	0.866 (22.00)	0.827 (21.00)	MC22L-X-ND	18.03	33.48	74.69	128.78	206.04
24	0.945 (24.00)	0.906 (23.00)	MC24L-X-ND	19.67	36.53	81.48	140.49	224.78
26	1.024 (26.00)	0.984 (25.00)	MC26L-X-ND	21.30	39.57	88.26	152.18	243.48
30	1.181 (30.00)	1.142 (29.00)	MC30L-X-ND	24.58	45.65	101.84	175.59	280.94
34	1.339 (34.00)	1.299 (33.00)	MC34L-X-ND	27.86	51.74	115.43	199.01	318.42
36	1.417 (36.00)	1.378 (35.00)	MC36L-X-ND	26.82	49.80	111.10	191.55	337.14
40	1.575 (40.00)	1.535 (39.00)	MC40L-X-ND	32.78	60.88	135.80	234.14	374.62

* Cable available on xxx meter roll