

3M Color Coded Flat Cable 3302 Series

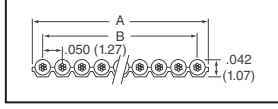


UL File No.: E42769
AWM Style No.: 20462

Physical: • .050" pitch • Insulation Material: Polyvinyl Chloride (PVC) • Color: 10 Color Repeat, Clear Carrier • AWM 20462 105C 300V VW1 • Conductors: 28 AWG, 7 x 36 Tinned Stranded Copper

Electrical: • Voltage Rating: 300V • Insulation Resistance: >1 x 10¹⁰Ω/10 feet

Environmental: • Temperature Rating: -20°C - 105°C • Flammability Rating: VW-1



No. of Contacts	Dimensions Inch (mm)		Digi-Key Part No.	Note: X in Digi-Key Part No. Represents No. of Feet Pricing					
	A	B		5 ft.*	10 ft.*	25 ft.*	50 ft.*	300 ft.*	
10	0.50 (12.70)	0.45 (11.43)	MC10M-X-ND	3.03	5.63	12.56	21.66	38.99	103.96
14	0.70 (17.78)	0.65 (16.51)	MC14M-X-ND	4.24	7.88	17.59	30.32	54.58	145.34
16	0.80 (20.32)	0.75 (19.05)	MC16M-X-ND	4.85	9.01	20.10	34.65	62.37	166.32
20	1.00 (25.40)	0.95 (24.13)	MC20M-X-ND	6.06	11.26	25.12	43.31	77.96	207.90
24	1.20 (30.48)	1.15 (29.21)	MC24M-X-ND	7.28	13.51	30.15	51.98	93.56	249.48
26	1.30 (33.02)	1.25 (31.75)	MC26M-X-ND	7.88	14.64	32.66	56.31	101.36	270.28
34	1.70 (43.18)	1.65 (41.91)	MC34M-X-ND	10.31	19.14	42.71	73.63	132.54	353.44
37	1.85 (46.99)	1.80 (45.72)	MC37M-X-ND	11.22	20.83	46.47	80.13	144.23	384.62
40	2.00 (50.80)	1.95 (49.53)	MC40M-X-ND	12.13	22.52	50.24	86.63	155.93	415.80
50	2.50 (63.50)	2.45 (62.23)	MC50M-X-ND	15.16	28.15	62.80	108.28	194.91	519.76
60	3.00 (76.20)	2.95 (74.93)	MC60M-X-ND	18.19	33.78	75.36	129.94	233.89	623.70
64	3.20 (81.28)	3.15 (80.01)	MC64M-X-ND	19.40	36.04	80.39	138.60	249.48	665.28

* Cable available on xxx foot roll

High Flex Life Cable 3319 Series



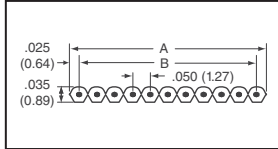
UL File No.: E42769
AWM Style No.: 2651

19 strands of high strength copper alloy provide the longest flex life available for dynamic applications. Flex life of 100 million cycles at 1 3/4 inch diameter.

Physical: • .050" pitch • Insulation Material: Polyvinyl Chloride (PVC) • Color: Black with Red Stripe on wire #1 • AWM 2651 105C 300V VW1 • Conductors: 28 AWG, 19 x 40 Silver Plated Stranded Copper Alloy

Electrical: • Voltage Rating: 300V • Insulation Resistance: >1 x 10¹⁰Ω/10 feet

Environmental: • Temperature Rating: -20°C - 105°C • Flammability Rating: VW-1



No. of Contacts	Dimensions Inch (mm)		Digi-Key Part No.	Note: X in Digi-Key Part No. Represents No. of Feet Pricing					
	A	B		5 ft.*	10 ft.*	25 ft.*	50 ft.*	100 ft.*	
10	0.50 (12.70)	0.45 (11.43)	MC10H-X-ND	19.94	37.03	82.60	142.41	227.86	319.00
14	0.70 (17.78)	0.65 (16.51)	MC14H-X-ND	27.91	51.84	115.64	199.38	319.00	319.00
16	0.80 (20.32)	0.75 (19.05)	MC16H-X-ND	31.90	59.24	132.15	227.85	364.56	516.00
20	1.00 (25.40)	0.95 (24.13)	MC20H-X-ND	39.87	74.05	165.19	284.81	455.70	612.00
24	1.20 (30.48)	1.15 (29.21)	MC24H-X-ND	47.85	88.86	198.23	341.78	546.84	747.00
26	1.30 (33.02)	1.25 (31.75)	MC26H-X-ND	51.84	96.27	214.75	370.26	592.42	813.00
34	1.70 (43.18)	1.65 (41.91)	MC34H-X-ND	67.79	125.89	280.83	484.19	774.70	1065.00
37	1.85 (46.99)	1.80 (45.72)	MC37H-X-ND	73.77	136.99	305.60	526.90	843.04	1155.00
40	2.00 (50.80)	1.95 (49.53)	MC40H-X-ND	79.75	148.10	330.38	569.63	911.40	1245.00
50	2.50 (63.50)	2.45 (62.23)	MC50H-X-ND	99.69	185.13	412.98	712.04	1139.26	1563.00
60	3.00 (76.20)	2.95 (74.93)	MC60H-X-ND	119.62	222.15	495.57	854.44	1367.10	1881.00
64	3.20 (81.28)	3.15 (80.01)	MC64H-X-ND	127.59	236.96	528.60	911.38	1458.20	1995.00

* Cable available on xxx foot roll

Gray Cable Clamps with Adhesive



3484 Series: Cable clamps organize cable routing by clamping and retaining up to six layers of flat cable.
3484-1000-ND Cable Clamps with Adhesive \$14.00/100

Round Conductor Flat Cable 2010 Series - Halogen Free



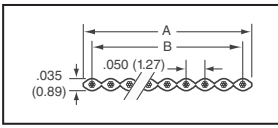
UL File No.: E42769
AWM Style No.: 20930

Advantages of this halogen free insulation are low smoke (BSS 7238) and low toxicity of combustion gasses (NES 713).

Physical: • .050" pitch • Insulation Material: Halogen Free Polyolefin (PO) • Color: Off-White with Blue Stripe on wire #1 • Conductors: 28 AWG, 7 x 36 Tinned Stranded Copper

Electrical: • Voltage Rating: 30V • Insulation Resistance: >1 x 10¹⁰Ω/10 feet

Environmental: • Temperature Rating: -20°C - 105°C • Flammability Rating: UL: Horizontal IEC 332-1, -2, & -3



No. of Contacts	Dimensions Inch (mm)		Digi-Key Part No.	Note: X in Digi-Key Part No. Represents No. of Feet Pricing					
	A	B		5 ft.*	10 ft.*	25 ft.*	50 ft.*	100 ft.*	
9	0.45 (11.43)	0.40 (10.16)	MB09H-X-ND	3.12	5.79	12.92	22.28	35.64	93.96
10	0.50 (12.70)	0.45 (11.43)	MB10H-X-ND	3.46	6.43	14.35	24.74	39.58	102.54
14	0.70 (17.78)	0.65 (16.51)	MB14H-X-ND	4.85	9.01	20.09	34.64	55.42	145.34
15	0.75 (19.05)	0.70 (17.78)	MB15H-X-ND	5.19	9.65	21.52	37.10	59.36	156.32
16	0.80 (20.32)	0.75 (19.05)	MB16H-X-ND	5.54	10.29	22.95	39.58	63.32	167.30
20	1.00 (25.40)	0.95 (24.13)	MB20H-X-ND	6.93	12.86	28.70	49.48	79.16	207.90
24	1.20 (30.48)	1.15 (29.21)	MB24H-X-ND	8.31	15.43	34.43	59.36	94.98	249.48
25	1.25 (31.75)	1.20 (30.48)	MB25H-X-ND	8.66	16.08	35.87	61.84	98.94	260.46
26	1.30 (33.02)	1.25 (31.75)	MB26H-X-ND	9.00	16.72	37.30	64.31	102.90	271.44
30	1.50 (38.10)	1.45 (36.83)	MB30H-X-ND	10.39	19.30	43.04	74.21	118.74	312.90
34	1.70 (43.18)	1.65 (41.91)	MB34H-X-ND	11.77	21.87	48.78	84.10	134.56	353.44
36	1.80 (45.72)	1.75 (44.45)	MB36H-X-ND	12.47	23.15	51.65	89.05	142.48	374.42
37	1.85 (46.99)	1.80 (45.72)	MB37H-X-ND	12.81	23.80	53.08	91.53	146.44	385.40
40	2.00 (50.80)	1.95 (49.53)	MB40H-X-ND	13.85	25.73	57.39	98.95	158.32	416.38
50	2.50 (63.50)	2.45 (62.23)	MB50H-X-ND	17.32	32.16	71.74	123.69	197.90	519.76
60	3.00 (76.20)	2.95 (74.93)	MB60H-X-ND	20.78	38.59	86.09	148.43	237.48	623.70
64	3.20 (81.28)	3.15 (80.01)	MB64H-X-ND	22.17	41.16	91.53	158.33	253.32	665.28

* Cable available on xxx foot roll

NEW! Round Conductor Flat Cable FEP - 3601 Series

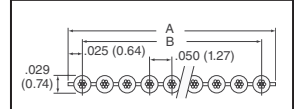


UL File No.: E42769
AWM Style No.: 20424

Features: • Excellent abrasion and chemical resistance • Excellent mechanical durability • Nonflammable • UL Recognized at 200°C

Physical Specifications: • Insulation Material: Fluorinated Ethylene Propylene (FEP) • Insulation Color: Blue

Electrical Specifications: • Voltage Rating: 300V (USA); <50V (EU) • Insulation Resistance: >1 x 10¹⁰Ω / 10ft (3 meters) • Conductors: 28 AWG, 7x36 AWG (7x0.127) Silver plated stranded copper • Temperature Rating: -55°C - 200°C • Flammability Rating: VW-1



No. of Contacts	Dimensions Inch (mm)		Digi-Key Part No.	Note: X in Digi-Key Part No. Represents No. of Feet Pricing					
	A	B		5 ft.*	10 ft.*	25 ft.*	50 ft.*	100 ft.*	
10	0.50 (12.70)	0.45 (11.43)	MB10C-X-ND	21.66	40.22	89.72	154.69	247.50	319.00
15	0.75 (19.05)	0.7 (17.78)	MB15C-X-ND	32.49	60.33	134.58	232.04	371.26	485.40
16	0.80 (20.32)	0.75 (19.05)	MB16C-X-ND	34.65	64.35	143.55	247.50	396.00	516.00
20	1.00 (25.40)	0.95 (24.13)	MB20C-X-ND	43.31	80.44	179.44	309.38	495.00	645.00
25	1.25 (31.75)	1.20 (30.48)	MB25C-X-ND	54.14	100.55	224.30	386.73	618.76	813.00
26	1.30 (33.02)	1.25 (31.75)	MB26C-X-ND	56.31	104.57	233.27	402.19	643.50	843.04
30	1.5 (38.1)	1.45 (36.83)	MB30C-X-ND	64.97	120.66	269.16	464.06	742.50	975.00
34	1.70 (43.18)	1.65 (41.91)	MB34C-X-ND	73.63	136.74	305.04	525.94	841.50	1105.00
40	2.00 (50.80)	1.95 (49.53)	MB40C-X-ND	86.63	160.88	358.88	618.75	990.00	1305.00
50	2.50 (63.50)	2.45 (62.23)	MB50C-X-ND	108.28	201.09	448.59	773.44	1237.50	1635.00
60	3.00 (76.20)	2.95 (74.93)	MB60C-X-ND	129.94	241.31	538.31	928.13	1485.00	1965.00

* Cable available on xxx foot roll

Twisted Pair Flat Cable 1700 Series



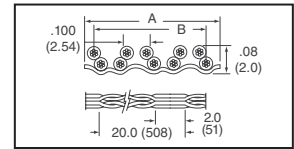
UL File No.: E42769
AWM Style No.: 20462

Provides reduced crosstalk in balanced drive applications. Standard product has alternating 18" twisted sections and 2" flat sections.

Physical: • .050" pitch • Insulation Material: Polyvinyl Chloride (PVC) • Color: 10 Color Repeat with Tan Common • AWM 20462 105C 300V VW1 • Conductors: 28 AWG, 7 x 36 Tinned Stranded Copper

Electrical: • Voltage Rating: 300V • Insulation Resistance: >1 x 10¹⁰Ω/10 feet

Environmental: • Temperature Rating: -20°C - 105°C • Flammability Rating: VW-1



No. of Contacts	Dimensions Inch (mm)		Digi-Key Part No.	Note: X in Digi-Key Part No. Represents No. of Feet Pricing					
	A	B		5 ft.*	10 ft.*	25 ft.*	50 ft.*	100 ft.*	
10	0.50 (12.70)	0.45 (11.43)	MC10F-X-ND	3.23	6.01	13.40	23.10	36.96	96.00
14	0.70 (17.78)	0.65 (16.51)	MC14F-X-ND	4.53	8.41	18.76	32.34	51.74	134.00
16	0.80 (20.32)	0.75 (19.05)	MC16F-X-ND	5.17	9.61	21.44	36.96	59.14	152.00
20	1.00 (25.40)	0.95 (24.13)	MC20F-X-ND	6.47	12.01	26.80	46.20	73.92	190.00
24	1.20 (30.48)	1.15 (29.21)	MC24F-X-ND	8.41	15.82	34.84	60.06	96.10	249.00
34	1.70 (43.18)	1.65 (41.91)	MC34F-X-ND	11.00	20.42	45.55	78.54	125.66	327.00
36	1.80 (45.72)	1.75 (44.45)	MC36F-X-ND	11.64	21.62	48.23	83.16	133.06	348.00
40	2.00 (50.80)	1.95 (49.53)	MC40F-X-ND	12.94	24.02	53.59	92.40	147.84	384.00
50	2.50 (63.50)	2.45 (62.23)	MC50F-X-ND	16.17	30.03	66.99	115.50	184.80	480.00
60	3.00 (76.20)	2.95 (74.93)	MC60F-X-ND	19.40	36.04	80.39	138.60	221.76	576.00
64	3.20 (81.28)	3.15 (80.01)	MC64F-X-ND	20.70	38.44	85.75	147.84	236.54	609.00

* Cable available on xxx foot roll

Shielded/Jacketed Flat Cable 3517 Series



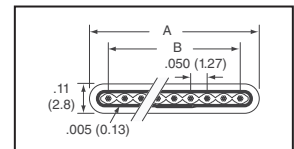
UL File No.: E118773
AWM Style No.: 20879

360° expanded copper shielding provide 20 db average shielding effectiveness.

Physical: • .050" pitch • Jacket Material: Polyvinyl Chloride (PVC) • Jacket Color: Black • Insulation Material: Polyvinyl Chloride (PVC) • Insulation Color: Gray with Red Stripe on wire #1 • AWM 20879 75C 28 AWG • Conductors: 28 AWG, 7 x 36 Tinned Stranded Copper • Shielding Material: Expanded Copper

Electrical: • Voltage Rating: 300V • Insulation Resistance: >1 x 10¹⁰Ω/10 feet

Environmental: • Temperature Rating: -20°C - 80°C • Flammability Rating: N.E.C 725, CL2



No. of Contacts	Dimensions Inch (mm)		Digi-Key Part No.	Note: X in Digi-Key Part No. Represents No. of Feet Pricing					
	A	B		5 ft.*	10 ft.*	25 ft.*	50 ft.*	100 ft.*	
9	0.58 (14.70)	0.40 (10.16)	MB09H-X-ND	11.24	20.87	46.56	80.28	153.90	396.00
10	0.63 (16.00)	0.45 (11.43)	MB10H-X-ND	12.49	23.19	51.74	89.20	180.90	459.00
14	0.83 (21.10)	0.65 (16.51)	MB14H-X-ND	17.48	32.47				