

FCI Clincher™ Connector System for Flexible Circuitry - 0.100" (2.54 mm) Pitch



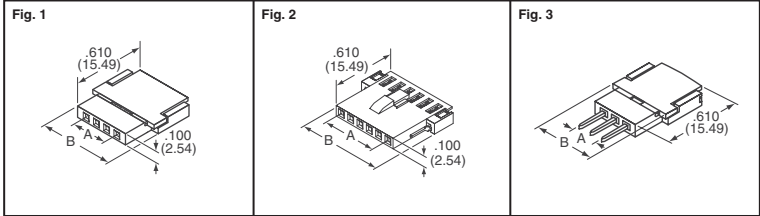
Clincher is a two piece, pin and receptacle connector system with features to optimize reliability at the termination and disconnectable interface.

Use 0.100" (2.54mm) Flat Flex Cable

Features:
 • "Clincher" Cable termination provides four gas-tight, contamination-free contact points to each conductor
 • High reliability receptacle design features FCI Mini PV™ dual-metal, mating contacts
 • Contacts are pre-loaded to connector housings enabling mass termination to unprepared cable; Fast production speed reduces costs.

Materials:
 Housings: Polypropylene UL 94 V-0 Blue

Electrical Performance:
 • Contact Resistance (LLCR) Main Contacts: 10mΩ maximum; 20mΩ maximum after environmental exposure
 • Insulation Resistance: 5000MΩ minimum
 • Withstanding Voltage: 1000 VAC RMS
 • Current Rating: 2.0 amp continuous per contact



A

Fig.	No of Pos.	Dimensions - Inch (mm)		Digi-Key Part No.	Price Each			FCI Part No.	
		A	B		1	25	100		
Receptacles									
1	2	0.100 (2.54)	0.390 (9.91)	609-2158-ND	1.94	1.02	.88	65801-002LF	
	3	0.200 (5.08)	0.490 (12.45)	609-2159-ND	1.14	.63	.53	65801-003LF	
	4	0.300 (7.62)	0.590 (14.99)	609-2160-ND	1.17	.65	.55	65801-004LF	
	5	0.400 (10.16)	0.690 (17.53)	609-2161-ND	1.33	.72	.62	65801-005LF	
	6	0.500 (12.70)	0.790 (20.07)	609-2162-ND	1.46	.79	.68	65801-006LF	
	7	0.600 (15.24)	0.890 (22.61)	609-2163-ND	1.66	.90	.79	65801-007LF	
	8	0.700 (17.78)	0.990 (25.15)	609-2164-ND	1.58	.86	.75	65801-008LF	
	9	0.800 (20.32)	1.090 (27.69)	609-2165-ND	1.70	.95	.83	65801-009LF	
	10	0.900 (22.86)	1.190 (30.23)	609-2166-ND	1.94	1.12	.97	65801-010LF	
	11	1.000 (25.40)	1.290 (32.77)	609-2167-ND	1.99	1.17	1.02	65801-011LF	
	12	1.100 (27.94)	1.390 (35.31)	609-2168-ND	2.02	1.20	1.03	65801-012LF	
	13	1.200 (30.48)	1.490 (37.85)	609-2169-ND	2.46	1.48	1.29	65801-013LF	
	14	1.300 (33.02)	1.590 (40.39)	609-2170-ND	2.23	1.28	1.14	65801-014LF	
	15	1.400 (35.56)	1.690 (42.93)	609-2171-ND	2.69	1.62	1.41	65801-015LF	
	16	1.500 (38.10)	1.790 (45.47)	609-2172-ND	2.68	1.61	1.41	65801-016LF	
	17	1.600 (40.64)	1.890 (48.01)	609-2173-ND	3.19	1.96	1.70	65801-017LF	
	18	1.700 (43.18)	1.990 (50.55)	609-2174-ND	3.16	1.96	1.72	65801-018LF	
	20	1.900 (48.26)	2.190 (55.63)	609-2175-ND	3.20	1.97	1.71	65801-020LF	
	Receptacle With Latch								
	2	6	0.500 (12.70)	0.790 (20.07)	609-2194-ND	1.78	.94	.81	10022753-006LF
7		0.600 (15.24)	0.890 (22.61)	609-2195-ND	2.45	1.35	1.14	10022753-007LF	
8		0.700 (17.78)	0.990 (25.15)	609-2196-ND	1.86	1.00	.86	10022753-008LF	
9		0.800 (20.32)	1.090 (27.69)	609-2197-ND	1.43	.79	.68	10022753-009LF	
10		0.900 (22.86)	1.190 (30.23)	609-2198-ND	2.02	1.10	.99	10022753-010LF	
11		1.000 (25.40)	1.290 (32.77)	609-2199-ND	2.08	1.13	.99	10022753-011LF	
12		1.100 (27.94)	1.390 (35.31)	609-2200-ND	2.12	1.18	1.03	10022753-012LF	
13		1.200 (30.48)	1.490 (37.85)	609-2201-ND	2.15	1.23	1.07	10022753-013LF	
14		1.300 (33.02)	1.590 (40.39)	609-2202-ND	2.17	1.28	1.11	10022753-014LF	
15		1.400 (35.56)	1.690 (42.93)	609-2203-ND	2.26	1.30	1.16	10022753-015LF	
16		1.500 (38.10)	1.790 (45.47)	609-2204-ND	2.99	1.84	1.60	10022753-016LF	

Fig.	No of Pos.	Dimensions - Inch (mm)		Digi-Key Part No.	Price Each			FCI Part No.	
		A	B		1	25	100		
2	17	1.600 (40.64)	1.890 (48.01)	609-2205-ND	2.40	1.42	1.26	10022753-017LF	
	18	1.700 (43.18)	1.990 (50.55)	609-2206-ND	2.63	1.59	1.38	10022753-018LF	
	19	1.800 (45.72)	2.090 (53.09)	609-2207-ND	2.63	1.58	1.38	10022753-019LF	
	20	1.900 (48.26)	2.190 (55.63)	609-2208-ND	2.60	1.55	1.39	10022753-020LF	
	21	2.000 (50.80)	2.290 (58.17)	609-2209-ND	2.78	1.65	1.48	10022753-021LF	
	22	2.100 (53.34)	2.390 (60.71)	609-2210-ND	2.76	1.70	1.52	10022753-022LF	
	23	2.200 (55.88)	2.490 (63.25)	609-2211-ND	2.86	1.76	1.53	10022753-023LF	
	24	2.300 (58.42)	2.590 (65.79)	609-2212-ND	2.99	1.84	1.59	10022753-024LF	
	25	2.400 (60.96)	2.690 (68.33)	609-2213-ND	3.01	1.86	1.64	10022753-025LF	
	Pin Connectors								
	3	2	0.100 (2.54)	0.390 (9.91)	609-2176-ND	1.74	.97	.85	66226-002LF
		3	0.200 (5.08)	0.490 (12.45)	609-2177-ND	.93	.46	.39	66226-003LF
		4	0.300 (7.62)	0.590 (14.99)	609-2178-ND	1.54	.84	.73	66226-004LF
		5	0.400 (10.16)	0.690 (17.53)	609-2179-ND	1.78	1.02	.89	66226-005LF
		6	0.500 (12.70)	0.790 (20.07)	609-2180-ND	2.07	1.15	1.01	66226-006LF
		7	0.600 (15.24)	0.890 (22.61)	609-2181-ND	1.99	1.17	1.02	66226-007LF
		8	0.700 (17.78)	0.990 (25.15)	609-2182-ND	1.94	1.15	.99	66226-008LF
		9	0.800 (20.32)	1.090 (27.69)	609-2183-ND	2.24	1.29	1.15	66226-009LF
		10	0.900 (22.86)	1.190 (30.23)	609-2184-ND	2.47	1.49	1.30	66226-010LF
		11	1.000 (25.40)	1.290 (32.77)	609-2185-ND	2.56	1.53	1.37	66226-011LF
		12	1.100 (27.94)	1.390 (35.31)	609-2186-ND	2.68	1.64	1.47	66226-012LF
		13	1.200 (30.48)	1.490 (37.85)	609-2187-ND	2.87	1.76	1.53	66226-013LF
		14	1.300 (33.02)	1.590 (40.39)	609-2188-ND	3.10	1.90	1.65	66226-014LF
		15	1.400 (35.56)	1.690 (42.93)	609-2189-ND	3.24	2.01	1.77	66226-015LF
		16	1.500 (38.10)	1.790 (45.47)	609-2190-ND	3.37	2.08	1.84	66226-016LF
17		1.600 (40.64)	1.890 (48.01)	609-2191-ND	3.10	1.90	1.65	66226-017LF	
18		1.700 (43.18)	1.990 (50.55)	609-2192-ND	3.98	2.47	2.24	66226-018LF	
20		1.800 (45.72)	2.090 (53.09)	609-2193-ND	4.10	2.55	2.31	66226-020LF	
Tool									
Crimp Tool for Clincher Connectors				609-2214-ND	1600.56	—	—	HT270	



.050" (1.27mm) Flat Flex Cable



Material:

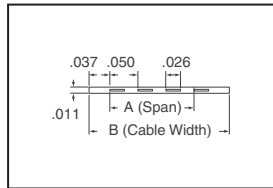
• Insulation: Flame retardant polyester film

Performance Characteristics:

• Current Rating: 1.5 amperes (30AWG equivalent) • Voltage Rating: 300V • Temperature Rating: -55°C - 105°C
 • Insulation Flammability: Polyester, self-extinguishing per UL Flame Test VW-1 • Dielectric Strength: 2500V/MIL

Typical Electrical Values:

• Resistance: 110Q/1000 feet (304.8 meters) maximum
 • Capacitance: 13.8 pfft (maximum) • Impedance: 113Ω



No. of Contacts	Dimensions Inch (mm)		Digi-Key Part No.	Pricing 500 Ft.
	A	B		
4	.150 (3.81)	.250 (6.35)	AE04-500-ND	300.00
5	.200 (5.08)	.300 (7.62)	AE05-500-ND	307.50
6	.250 (6.35)	.350 (8.89)	AE06-500-ND	315.00
7	.300 (7.62)	.400 (10.16)	AE07-500-ND	322.50
8	.350 (8.89)	.450 (11.43)	AE08-500-ND	330.00
10	.450 (11.43)	.550 (13.97)	AE10-500-ND	345.00
12	.550 (13.97)	.650 (16.51)	AE12-500-ND	367.50
17	.800 (20.32)	.900 (22.86)	AE17-500-ND	442.50
20	.950 (24.13)	1.050 (26.67)	AE20-500-ND	510.00
22	1.050 (26.67)	1.150 (29.21)	AE22-500-ND	555.00
25	1.200 (30.48)	1.300 (33.02)	AE25-500-ND	645.00

.100" (2.54mm) Flat Flex Cable



Material:

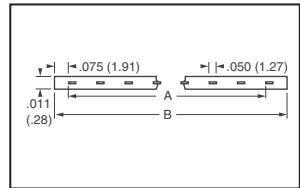
• Conductors: Unplated copper per QQ-C502
 • Insulation: Flame retardant polyester film

Performance Characteristics:

• Current Rating: 2 amperes (28AWG equivalent)
 • Voltage Rating: 300V • Temperature Rating: -55°C - 105°C
 • Insulation Resistance: 5000MΩ (minimum)
 • Insulation Flammability: Polyester, self-extinguishing per UL Flame Test VW-1 • UL Style 2643

Typical Electrical Values:

• Resistance: 55Q/1000 feet (304.8 meters) maximum
 • Capacitance: 10.8 pfft (maximum) • Impedance: 128Ω



No. of Contacts	Dimensions Inch (mm)		Digi-Key Part No.	Pricing 500 Ft.
	A	B		
2	.100 (2.54)	.300 (7.62)	AF02-500-ND	247.50
3	.200 (5.08)	.400 (10.16)	AF03-500-ND	270.00
4	.300 (7.62)	.500 (12.70)	AF04-500-ND	285.00
5	.400 (10.16)	.600 (15.24)	AF05-500-ND	292.50
6	.500 (12.70)	.700 (17.78)	AF06-500-ND	315.00
8	.700 (17.78)	.900 (22.86)	AF08-500-ND	352.50
9	.800 (20.32)	1.000 (25.40)	AF09-500-ND	405.00
10	.900 (22.86)	1.100 (27.94)	AF10-500-ND	420.00
11	1.000 (25.40)	1.200 (30.48)	AF11-500-ND	435.00
12	1.100 (27.94)	1.300 (33.02)	AF12-500-ND	450.00
13	1.200 (30.48)	1.400 (35.56)	AF13-500-ND	465.00
14	1.300 (33.02)	1.500 (38.10)	AF14-500-ND	480.00
15	1.400 (35.56)	1.600 (40.64)	AF15-500-ND	495.00
16	1.500 (38.10)	1.700 (43.18)	AF16-500-ND	540.00
18	1.700 (43.18)	1.900 (48.26)	AF18-500-ND	622.50
20	1.900 (48.26)	2.100 (53.34)	AF20-500-ND	712.50

More Product Available Online: www.digkey.com

Toll-Free: 1-800-344-4539 • Phone 218-681-6674 • Fax: 218-681-3380