

**AC Adapters — Medical Grade**

**MSM/MS SERIES**

**Features:**

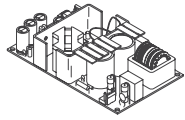
- Wide range AC input • Fully regulated output
- Medical grade approval • 5 Year Warranty • Meets FCC class B, CISPR 11 class B (MS Series Only)
- EMC per EN60601-1-2

**Output Specifications:**

- Line Regulations: ±0.5% (typical) • Load Regulations: ±2% (typical) • Short Circuit Protection: Pulsing mode, auto recovery • Ripple/noise (Vr-P): ±1% (20MHz bandwidth)

**Safety Approvals:**

- For safety ratings and certifications, please see data sheet for specified series.



**MW SERIES**

**Features:**

- 3-pin IEC 320 inlet • Wide range AC input • Fully regulated output • 5 Year Warranty • Meets FCC class B, CISPR 11 class B • Input Connector (P1): IEC 60320 inlet plug • Output Connector (P2): Barrel type (5.5 mm x 2.5mm x 9.5mm), Switchcraft P/N760 (MW65: DIN-5 pin circular connector, MWP90: DIN-8 pin circular connector) • Level B EMI filter

**Output Specifications:**

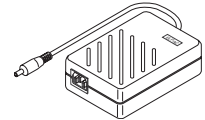
- Line Regulation: ±1% (typical) • Load Regulation: ±5% (typical) • Short circuit protected: Pulsing mode, auto recovery • Ripple and Noise (Vr-P): <1% (20MHz bandwidth)

**Safety Approvals:**

- CSA C22.2 No. 60601.1-M90 • UL 60601-1, 2nd Edition • cTUVus • IEC 60601-1 • CE Marked • EN60601-1-2:2001

**Mating Connectors for 760 Plug: CP-1028**

**Mating Connectors for 8-Pin DIN Plug: CP-1180 In-Line Receptacle or CP-1280 Panel Mount Receptacle**



Series	AC Input	DC Outputs Single	Mating Connectors		Housing Output	Contacts	Dimensions - Inch (mm) L x W x H	Digi-Key Part No.	Price Each			Elpac Part No.
			Max. Watts	Housing Input					1	5	10	
<b>Internal — Single Output</b>												
MSM07	100-240VAC, 50-60Hz	5.1V @ 1.4A	7	WM18874	WM18873	WM17406	2.28 x 2.00 x 0.713 (57.90 x 50.80 x 18.10)	EPS342-ND	30.20	27.18	25.07	MSM0705
		12V @ 0.6A						EPS343-ND	30.20	27.18	25.07	MSM0712
		24V @ 0.3A						EPS345-ND	30.20	27.18	25.07	MSM0724
		28V @ 0.3A						EPS346-ND	30.20	27.18	25.07	MSM0728
MSM20	100-240VAC, 50-60Hz	12V @ 1.67A	20	8.0" Leads	8.0" Leads	—	3.54 x 2.16 x 0.71 (90.00 x 55.00 x 18.00)	EPS308-ND	43.95	39.57	36.49	MSM2012
		15V @ 1.34A						EPS309-ND	43.95	39.57	36.49	MSM2015
		24V @ 0.84A						EPS310-ND	43.95	39.57	36.49	MSM2024
		12V @ 2.3A						EPS311-ND	48.60	43.76	40.36	MSM2812
MSM28	100-240VAC, 50-60Hz	15V @ 1.9A	28	A19953	A19952	A19993CT	4.00 x 2.60 x 1.00 (101.60 x 66.15 x 25.40)	EPS312-ND	48.60	43.76	40.36	MSM2815
		24V @ 1.2A						EPS313-ND	48.60	43.76	40.36	MSM2824
		12V @ 3.3A						EPS365-ND◆	35.91	34.55	32.77	MS4012F
MSM40	90-264VAC, 47-63Hz	15V @ 2.6A	40	A19951	A19954	A19993CT	5.00 x 3.00 x 1.06 (127.00 x 76.20 x 26.90)	EPS366-ND◆	35.91	34.55	32.77	MS4015F
		18V @ 2.2A						EPS367-ND◆	35.91	34.55	32.77	MS4018F
		24V @ 1.67A						EPS368-ND◆	35.91	34.55	32.77	MS4024F
		12V @ 5.0A						EPS318-ND	61.19	58.76	56.92	MSM6012
MSM60	100-240VAC, 50-60Hz	24V @ 2.5A	60	WM2101	WM2102	WM2300CT	5.00 x 3.00 x 1.30 (127.00 x 76.20 x 33.00)	EPS319-ND	61.19	58.76	56.92	MSM6024
		12V @ 5.4A						EPS369-ND◆	54.93	54.38	50.15	MS6512F
MSM65	100-240VAC, 50-60Hz	15V @ 4.3A	65	A19951	A19954	A19993CT	5.00 x 3.00 x 1.10 (127.00 x 76.20 x 28.00)	EPS370-ND◆	54.93	54.38	50.15	MS6515F
		24V @ 2.7A						EPS371-ND◆	54.93	54.38	50.15	MS6524F
		15V @ 5.0A						EPS354-ND	65.92	59.33	54.72	MSM7515
MSM75	90-264VAC, 47-63Hz	24V @ 3.1A	75	A19953	A19957	A32533	5.75 x 3.40 x 1.66 (146.05 x 86.36 x 42.24)	EPS348-ND	65.92	59.33	54.72	MSM7524
		28V @ 2.7A						EPS349-ND	65.92	59.33	54.72	MSM7528
		9V @ 8.8A						EPS389-ND◆	90.08	81.08	74.77	MSM8009F
MSM80F	85-264VAC, 47-63Hz	12V @ 6.6A	80	A19951	A19954	A19993CT	4.00 x 2.00 x 1.1 (101.60 x 50.8 x 27.94)	EPS390-ND◆	90.08	81.08	74.77	MSM8012F
		15V @ 5.3A						EPS391-ND◆	90.08	81.08	74.77	MSM8015F
		24V @ 3.4A						EPS392-ND◆	90.08	81.08	74.77	MSM8024F
		12V @ 9.6A						EPS393-ND◆	141.56	127.41	117.50	MSMP11512F
MSMP115F	85-264VAC, 47-63Hz	15V @ 7.7A	115	A19953	A19956	A31398CT	5.25 x 3.30 x 1.50 (133.35 x 83.82 x 38.10)	EPS394-ND◆	141.56	127.41	117.50	MSMP11515F
		24V @ 4.8A						EPS395-ND◆	141.56	127.41	117.50	MSMP11524F
		28V @ 4.1A						EPS396-ND◆	141.56	127.41	117.50	MSMP11528F
		12V @ 15.0A						EPS397-ND◆	218.78	196.91	181.59	MSMP15012F
MSMP150F	100-240VAC, 47-63Hz	15V @ 12.0A	150	WM23610	WM3703	WM18518	7.00 x 4.50 x 1.70 (177.80 x 114.30 x 43.18)	EPS398-ND◆	218.78	196.91	181.59	MSMP15015F
		24V @ 7.5A						EPS399-ND◆	218.78	196.91	181.59	MSMP15024F
		28V @ 6.4A						EPS400-ND◆	218.78	196.91	181.59	MSMP15028F
		48V @ 3.8A						EPS401-ND◆	218.78	196.91	181.59	MSMP15048F
MSMP250F	100-240VAC, 47-63Hz	12V @ 28.0A	250	—	—	A31086	8.00 x 5.00 x 1.50 (203.20 x 127.00 x 38.10)	EPS402-ND◆	257.38	231.65	213.63	MSMP25012F
		15V @ 23.0A						EPS403-ND◆	257.38	231.65	213.63	MSMP25015F
		24V @ 14.5A						EPS404-ND◆	257.38	231.65	213.63	MSMP25024F
		28V @ 12.5A						EPS405-ND◆	257.38	231.65	213.63	MSMP25028F
48V @ 7.4A	EPS406-ND◆	257.38	231.65	213.63	MSMP25048F							
<b>Multiple Output</b>												
MSM40	85-264VAC, 47-63Hz	5.1V@4A, 12V@2A, -12V@0.4A	40	A19951	A19954	A31398CT	5.00 x 3.00 x 1.38 (127.00 x 76.20 x 35.05)	EPS339-ND	71.40	64.26	59.27	MSM40A
		5.1V@4A, 15V@2A, -15V@0.4A						EPS340-ND	71.40	64.26	59.27	MSM40B
		5.1V@4A, 24V@1A, -12V@0.4A						EPS341-ND	71.40	64.26	59.27	MSM40D
<b>External (requires power cord Q132 or Q133)</b>												
MW12	100-240VAC, 50-60Hz	12V @ 1.0A	12	—	—	—	3.35 x 1.97 x 1.30 (85.00 x 50.00 x 33.00)	EPS323-ND	35.78	32.21	29.70	MW1212-760-NC-WH
		12V @ 1.0A						EPS407-ND <b>NEW!</b>	35.77	32.21	29.70	MW1212-760-NC-BK
		24V @ 0.5A						EPS324-ND	35.78	32.21	29.70	MW1224-760-NC-WH
MW24	100-240VAC, 47-63Hz	12V @ 2.0A	24	—	—	—	4.25 x 2.50 x 1.30 (108.00 x 64.50 x 33.00)	EPS325-ND	43.50	39.15	36.11	MW2412-760-NC-WH
		15V @ 1.6A						EPS326-ND	43.50	39.15	36.11	MW2415-760-NC-WH
		15V @ 1.6A						EPS408-ND <b>NEW!</b>	43.49	39.15	36.11	MW2415-760-NC-BK
		18V @ 1.33A						EPS327-ND	43.50	39.15	36.11	MW2418-760-NC-WH
		24V @ 1.0A						EPS328-ND	43.50	39.15	36.11	MW2424-760-NC-WH

◆ RoHS Compliant

(Continued)

**More Product Available Online: [www.digkey.com](http://www.digkey.com)**

2382 (T083)

Toll-Free: 1-800-344-4539 • Phone 218-681-6674 • Fax: 218-681-3380


Series	AC Input	DC Outputs Single	Mating Connectors			Contacts	Dimensions - Inch (mm) L x W x H	Digi-Key Part No.	Price Each			Elpac Part No.
			Max. Watts	Housing Input	Housing Output				1	5	10	
MW40	100-240VAC, 47-63Hz	12V @ 3.3A	40	—	—	—	5.00 x 3.00 x 1.30 (127.00 x 76.20 x 33.02)	EPS360-ND	53.44	48.10	44.36	MW4012-760F-NC-WH
		15V @ 2.7A						EPS361-ND	53.44	48.10	44.36	MW4015-760F-NC-WH
		18V @ 2.2A						EPS362-ND	53.44	48.10	44.36	MW4018-760F-NC-WH
		24V @ 1.67A						EPS363-ND	53.44	48.10	44.36	MW4024-760F-NC-WH
MWP90	90-264VAC, 47-63Hz	12V @ 7.5A	90	—	—	—	5.90 x 3.33 x 1.50 (149.86 x 84.58 x 38.10)	EPS350-ND	166.84	150.16	138.48	MWP9012-D8-NC-BK
		15V @ 6.0A						EPS351-ND	166.84	150.16	138.48	MWP9015-D8-NC-BK
		18V @ 5.0A						EPS352-ND	169.78	152.81	140.92	MWP9018-D8-NC-BK
		24V @ 3.75A						EPS353-ND	163.90	147.51	136.04	MWP9024-D8-NC-BK

◆ RoHS Compliant


### International

**Features:** • 95-250VAC; 47-63Hz Input • IEC 320 Input connector for worldwide use • Input protected VIA internal line fuse • Ripple and Noise: ±1% PK-PK maximum • Overload Protection: All outputs protected-auto recovery • Operating Temperature Range: 0°C ~ 40°C • Output Cable - 6 foot - 760 standard (ID=2.5mm/OD=5.5mm/Barrel length 10mm/inside positive) or 5-pin DIN as shown • Two-year warranty  
**Agency Approvals:** • UL1012 Listed • CSA Certified to 22.2 No. 223 • TUV Licensed, IEC 950 • CE Certified • FCC/VDE Class B Emissions


**Fig. 1**




**Fig. 2**



**Fig. 3**



See data sheet for voltage pinout



**760 Plug**





Fig.	DC Outputs			Maximum Power	Dimensions - Inch (mm) L x W x H	Digi-Key Part No.	Price Each			Elpac Part No.
	Single	Double	Triple				1	5	10	
<b>Desk Mount — International Power Supply</b>										
1	12V @ 4.0A	—	—	48W	4.10 x 2.20 x 1.20 (104.14 x 55.88 x 30.48)	EPS168-ND	82.80	74.52	68.73	W4012-760
2	5V @ 3.0A	12V @ 2.5A	-12V @ 0.5A	42W	5.80 x 3.30 x 1.50 (147.32 x 83.82 x 38.10)	EPS171-ND	138.00	124.20	114.54	W4231-D5
3	12V @ 1.7A	—	—	20W	4.30 x 2.30 x 1.30 (109.22 x 58.42 x 33.02)	EPS174-ND	47.28	42.56	39.25	M42012-760

### FW Series


**Features:** • Wide range AC input • Fully enclosed plastic case • Fully regulated output • High efficiency • Five year Warranty • Operating Temperature: 0° ~ 40°C • Storage Temperature: -55° ~ 85°C  
**Safety:** • CE Marked • For safety ratings and certifications, please see data sheet for specified series.

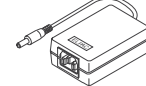


See data sheet for voltage pinout




See data sheet for voltage pinout





**760 Plug**



DC Outputs Single	Maximum Power	Dimensions - Inch (mm) L x W x H	Digi-Key Part No.	1	Price Each	5	10	Elpac Part No.
<b>FW18 Series</b>								
5V @ 3A	15W	3.35 x 1.97 x 1.30 (85.0 x 50.0 x 33.0)	EPS332-ND	36.86	33.18	30.60		FW1805-760F
12V @ 1.5A	18W		EPS333-ND	36.86	33.18	30.60		FW1812-760F
24V @ 0.75A	18W		EPS334-ND	36.86	33.18	30.60		FW1824-760F
<b>FW30 Series</b>								
12V @ 2.5A	30W	4.25 x 2.50 x 1.30 (108.0 x 64.5 x 33.0)	EPS355-ND	52.58	47.33	43.65		FW3012-760F
15V @ 2.0A	30W		EPS356-ND	52.58	47.33	43.65		FW3015-760F
24V @ 1.25A	30W		EPS357-ND	52.58	47.33	43.65		FW3024-760F
<b>FW50 Series</b>								
12V @ 4.15A	50W	5.00 x 3.00 x 1.30 (127.0 x 76.2 x 33.0)	EPS358-ND	61.24	55.12	50.83		FW5012-760F
24V @ 2.10A	50W		EPS359-ND	61.24	55.12	50.83		FW5024-760F
<b>FW60 Series</b>								
12V @ 5.0A	60W	6.50 x 3.85 x 2.60 (165.0 x 98.0 x 66.0)	EPS335-ND	73.74	66.37	61.21		FW6012-D5F
24V @ 2.5A	60W		EPS336-ND	73.74	66.37	61.21		FW6024-D5F
<b>FW72 Series</b>								
12V @ 6.0A	72W	6.50 x 3.85 x 2.60 (165.0 x 98.0 x 66.0)	EPS337-ND	74.36	66.93	61.72		FW7212-D5F
24V @ 3.0A	72W		EPS338-ND	74.36	66.93	61.72		FW7224-D5F
<b>FW100 Series</b>								
24V @ 4.15A	100W	7.36 x 4.33 x 2.32 (187.0 x 110.0 x 59.0)	EPS364-ND	138.98	125.09	115.36		FWP10024-D5F
<b>FWC18F Series — CEC Compliant</b>								
5V @ 3.60A	15W	3.35 x 1.97 x 1.30 (85.0 x 50.0 x 33.0)	EPS372-ND	38.80	34.92	32.21		FWC1805-760F
12V @ 1.50A	18W		EPS373-ND	38.80	34.92	32.21		FWC1812-760F
18V @ 1.00A	18W		EPS374-ND	38.80	34.92	32.21		FWC1818-760F
24V @ 0.75A	18W		EPS375-ND	38.80	34.92	32.21		FWC1824-760F
<b>FWC30F Series — CEC Compliant</b>								
9V @ 3.33A	30W	4.25 x 2.50 x 1.30 (108.0 x 64.5 x 33.0)	EPS376-ND	57.80	52.02	47.98		FWC3009-760F
12V @ 2.5A	30W		EPS377-ND	57.80	52.02	47.98		FWC3012-760F
15V @ 2.0A	30W		EPS378-ND	57.80	52.02	47.98		FWC3015-760F
18V @ 1.67A	30W		EPS379-ND	57.80	52.02	47.98		FWC3018-760F
24V @ 1.25A	30W		EPS380-ND	57.80	52.02	47.98		FWC3024-760F
<b>FWC50F Series — CEC Compliant</b>								
12V @ 4.15A	50W	5.00 x 3.00 x 1.30 (127.0 x 76.2 x 33.0)	EPS381-ND	65.52	58.97	54.39		FWC5012-760F
18V @ 2.75A	50W		EPS382-ND	65.52	58.97	54.39		FWC5018-760F
24V @ 2.10A	50W		EPS383-ND	65.52	58.97	54.39		FWC5024-760F
<b>FWB100 Series</b>								
12V @ 8.3A	100W	7.36 x 4.33 x 2.32 (187.0 x 110.0 x 59.0)	EPS384-ND	118.54	106.69	98.39		FWB100012A-12B
24V @ 4.13A	100W		EPS385-ND	118.54	106.69	98.39		FWB100024A-11A



**More Product Available Online: [www.digikey.com](http://www.digikey.com)**

Toll-Free: 1-800-344-4539 • Phone 218-681-6674 • Fax: 218-681-3380