

Enclosed Case (Cont.)

Series	Voltage (V)	Output Current (A)	Output Power (W)	Digi-Key Part No.	Price Each 1 10	Lambda Part No.
Triple Output						
JWT	5 12 -12	8 4 0.5	75	285-1405-ND	158.47 147.32	JWT75-522/A
	5 15 -15	8 3.2 0.5	75	285-1406-ND	158.47 147.32	JWT75-5FF/A
	5 12 -12	13 5.5 1	100	285-1403-ND	186.97 173.81	JWT100-522/A

Series	Voltage (V)	Output Current (A)	Output Power (W)	Digi-Key Part No.	Price Each 1 10	Lambda Part No.
JWT	5 15 -15	13 4.5 1	100	285-1404-ND	186.97 173.81	JWT100-5FF/A
DIN Rail Kit for JWS50 and JWS75				285-1440-ND	12.50 11.30	LDIN50/75
DIN Rail Kit for JWS100 and JWS150				285-1437-ND	14.50 13.00	LDIN100/150
DIN Rail Kit for JWS300 and JWS600				285-1439-ND	65.00 62.00	LDIN300/600
DIN Rail Kit for HK10A-HK50A				285-1438-ND	12.50 11.30	LDIN30
DIN Rail Bracket for HWS15 and HWS30				285-1203-ND	16.75 15.00	DIN01
DIN Rail Bracket for HWS50				285-1204-ND	16.75 15.00	DIN02
DIN Rail Bracket for HWS100 and HWS150				285-1205-ND	20.00 18.50	DIN03

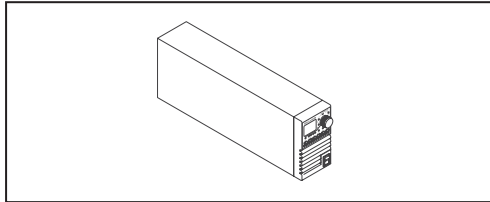
‡ 100/200VAC Input § Peak rating of 120A for 10s ▲ Without cover
† Peak current and power possible at 170-26VAC input, 10s maximum, 35% duty cycle

ZUP Series Programmable

Features:

- Constant voltage/constant current • Last setting memory • Digital meters
- Built-in RS232 and RS485 interface with GPIB optional • Bench or rack mount
- Embedded microprocessor controller • Voltage up to 120V, current up to 132A

Note: For safety and EMI certifications, please see data sheets.



Voltage Range (V)	Current Range (A)	Maximum Power (W)	Digi-Key Part No.	Price Each 1 10	Lambda Part No.
0 - 6	0 - 33	198	285-1683-ND	956.00 860.00	ZUP6-33/U
0 - 6	0 - 66	396	285-1684-ND	1261.00 1135.00	ZUP6-66/U
0 - 6	0 - 132	792	285-1682-ND	1785.00 1607.01	ZUP6-132/U
0 - 10	0 - 20	200	285-1668-ND	956.00 860.00	ZUP10-20/U
0 - 10	0 - 40	400	285-1669-ND	1261.00 1135.00	ZUP10-40/U
0 - 10	0 - 80	800	285-1670-ND	1785.00 1607.01	ZUP10-80/U
0 - 20	0 - 10	200	285-1673-ND	956.00 860.00	ZUP20-10/U
0 - 20	0 - 20	400	285-1674-ND	1261.00 1135.00	ZUP20-20/U
0 - 20	0 - 40	800	285-1675-ND	1785.00 1607.01	ZUP20-40/U
0 - 36	0 - 6	216	285-1678-ND	956.00 860.00	ZUP36-6/U
0 - 36	0 - 12	432	285-1676-ND	1261.00 1135.00	ZUP36-12/U
0 - 36	0 - 24	864	285-1677-ND	1785.00 1607.01	ZUP36-24/U
0 - 60	0 - 7	420	285-1681-ND	1261.00 1135.00	ZUP60-7/U
0 - 60	0 - 14	840	285-1679-ND	1785.00 1607.01	ZUP60-14/U
0 - 90	0 - 2.5	200	285-1685-ND	956.00 860.00	ZUP90-2.5/U
0 - 80	0 - 5	400	285-1686-ND	1261.00 1135.00	ZUP80-5/U
0 - 120	0 - 1.8	216	285-1671-ND	956.00 860.00	ZUP120-1.8/U
0 - 120	0 - 3.6	432	285-1672-ND	1261.00 1135.00	ZUP120-3.6/U
RS232 Communications Cable DB-9			285-1666-ND	36.45 34.00	ZUP/NC401
RS485 Communications Cable DB-9			285-1667-ND	36.45 34.00	ZUP/NC402

Front End Switching

Features:

- TH Series:** • 1U high • Up to 10,000W in 19" rack • Hot swap capable • High efficiency
- TL Series:** • 2U high • Up to 12,500W in 19" rack • Hot swap capable • >90% efficiency • Full power at 65°C ambient
- FPS1000 Series:** • 1U high • Up to 3000W (3 units) in 19" rack • Hot swap capable (ORing diodes built in) • Low cost • PoE option

Note: For safety and EMI certifications, please see series data sheets.

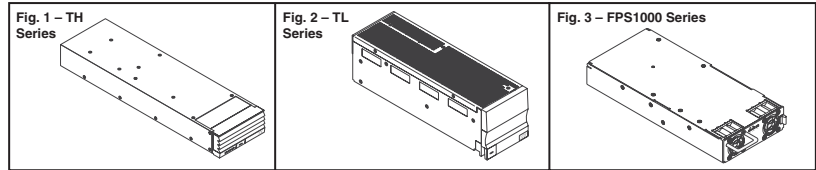


Fig.	Output Voltage (V)	Output Current (A)	Maximum Power (W)	Digi-Key Part No.	Price Each 1 10	Lambda Part No.
1	12	100	1200	285-1639-ND§	915.00 865.00	TH120012
	24	50	1250	285-1640-ND	860.00 810.01	TH120024
	48	25	1250	285-1641-ND	840.00 790.00	TH120048
	48	40	2000	285-1642-ND	1200.00 1150.01	TH200048
2	24	40	1000	285-1645-ND	800.00 760.00	TL100024
	48	20	1000	285-1646-ND	800.00 760.00	TL100048
3	24	40	960	285-1237-ND	600.00 525.00	FPS100024

Fig.	Output Voltage (V)	Output Current (A)	Maximum Power (W)	Digi-Key Part No.	Price Each 1 10	Lambda Part No.
3	32	31	992	285-1238-ND	600.00 525.00	FPS100032
	48	21	1008	285-1239-ND	600.00 525.00	FPS100048
19" Rack for THRBP Blanking Panel				285-1643-ND	660.00 630.00	THR4
19" Rack for TLRBP Blanking Panel				285-1644-ND	140.00 132.00	TLR4
3 Slot Rack for FPS1000				285-1647-ND	490.00 465.01	TLR5
				285-1648-ND	95.00 90.00	TLRBP
				285-1240-ND	640.00 560.01	FPS5U

§ Use rack model THR400

AC/DC PCB Mount

- Features: KM Series:** • Small size and lightweight • PC board mountable • Wide Range Input • Medical Safety Certifications (4kVAC Input-Output) • Class II (No ground needed) **KW Series:** • Small size and lightweight • PC board mountable • -10 - 70°C continuous operation • 85 - 265VAC wide range input • Convection cooled **PFE500/700 Series:** • Low profile, small size • 100°C baseplate temperature • High power density • High efficiency

Note: For safety and EMI certifications, please see series data sheets.

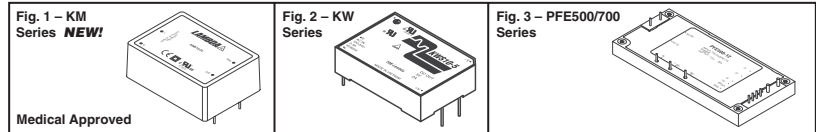


Fig.	Output Voltage (V)	Output Current (A)	Power (W)	Digi-Key Part No.	Price Each 1 10	Lambda Part No.
NEW! Single Output — Medical Approved NEW!						
1	3.3	3	9.9	285-1782-ND	49.34 43.54	KMS153P3
	3.3	8	26.4	285-1783-ND	74.21 65.48	KMS403P3
	5	3	15	285-1765-ND	49.34 43.54	KMS155
	5	8	40	285-1767-ND	74.21 65.48	KMS405
	12	1.25	15	285-1763-ND	49.34 43.54	KMS1512
	12	3.33	40	285-1757-ND	74.21 65.48	KMS4012
	15	2.67	40	285-1766-ND	74.21 65.48	KMS4015
	15	1	15	285-1764-ND	49.34 43.54	KMS1515
	24	0.62	15	285-1756-ND	49.34 43.54	KMS1524
	24	1.67	40	285-1758-ND	74.21 65.48	KMS4024
NEW! Dual Output — Medical Approved NEW!						
1	±5	1.5	15	285-1779-ND	53.55 47.25	KMD1555
	±5	4	40	285-1774-ND	79.56 70.20	KMD4055
	±12	0.62	15	285-1759-ND	53.55 47.25	KMD151212
	±12	1.66	40	285-1761-ND	79.56 70.20	KMD401212
	±15	0.50	15	285-1760-ND	53.55 47.25	KMD151515
	±15	1.33	40	285-1762-ND	79.56 70.20	KMD401515
1	5/12	1.25	40	285-1780-ND	79.56 70.20	KMD40512
	5/24	0.62	40	285-1781-ND	79.56 70.20	KMD40524
NEW! Triple Output — Medical Approved NEW!						
1	5/±12	0.20	15	285-1775-ND	69.62 61.43	KMT1551212
	5/±12	0.60	40	285-1777-ND	94.48 83.37	KMT4051212
	5/±15	0.15	15	285-1776-ND	69.62 61.43	KMT1551515
	5/±15	0.50	40	285-1778-ND	94.48 83.37	KMT4051515

Fig.	Output Voltage (V)	Output Current (A)	Power (W)	Digi-Key Part No.	Price Each 1 10	Lambda Part No.
Single Output						
2	5	1	5	285-1436-ND	51.00 47.00	KWS5-5
	5	2	10	285-1430-ND	65.00 59.00	KWS10-5
	5	3	15	285-1433-ND	76.00 70.00	KWS15-5
	12	0.45	5	285-1434-ND	51.00 47.00	KWS5-12
	12	0.9	10	285-1428-ND	65.00 59.00	KWS10-12
	12	1.3	15	285-1431-ND	76.00 70.00	KWS15-12
3	15	0.35	5	285-1435-ND	51.00 47.00	KWS5-15
	15	0.7	10	285-1429-ND	65.00 59.00	KWS10-15
	15	1	15	285-1432-ND	76.00 70.00	KWS15-15
	12	33	396	285-1493-ND	273.00 245.00	PFE500S12
	28	18	504	285-1494-ND	273.00 245.00	PFE500S28
	48	10.5	504	285-1495-ND	273.00 245.00	PFE500S48
Dual Output						
2	±12	±0.22	5	285-1426-ND	58.00 53.00	KWD5-1212
	±12	±0.45	10	285-1422-ND	73.00 67.00	KWD10-1212
	±12	±0.65	15	285-1424-ND	86.00 79.00	KWD15-1212
	±15	±0.18	5	285-1427-ND	45.71 44.47	KWD5-1515
	±15	±0.36	10	285-1423-ND	73.00 67.00	KWD10-1515
	±15	±0.52	15	285-1425-ND	86.00 79.00	KWD15-1515



More Product Available Online: www.digkey.com

Toll-Free: 1-800-344-4539 • Phone 218-681-6674 • Fax: 218-681-3380