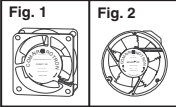




ThermaPro-V (TPV) DC Fans

Thermal Speed Control: This option uses a thermistor to monitor the temperature and regulate the speed accordingly. The fan will automatically adjust its speed to optimize the airflow to the surrounding temperature. For conditions where power inputs are at a minimum, the fan operates at half speed, providing a minimal amount of CFM to those components still in need of cooling. This reduction in speed results in a significant reduction in noise and power consumption. As the power requirements increase, so does the internal temperature. The fan senses this increase and compensates for it. The fan will continue to increase in

speed until it reaches full speed for maximum cooling. The temperature range is 25°C - 45°C. Any temperature below 25°C the fan will operate at half speed. Between 25°C and 45°C, the fan RPM changes linearly with temperature. Over 45°C, the fan will maintain full speed operation. Fans equipped with this option use a thermistor. The thermistor can be located on a zip cord and placed on hot spots such as processors, heatsinks, transformers, etc., or can be placed in the hub of the fan to monitor the air traveling through the fan.



◆ RoHS Compliant

Fig.	Model	Dim. mm	Voltage Nom.	Range	Bearing	Power (Watts)	Running Current	RPM	CFM	Connection Type	Life Expectancy	Digi-Key Part No.	Price Each 1	25	Comair Model No.	Finger Guards	Price Each
1	Muffin	120x32	12	6/14	Sleeve	2.8	230mA	1700	47	Lead Wires	83,000 hrs. @ 40°C	CR269-ND◆	38.88	32.08	MG12T3H	CR210-ND◆	1.72
	Sprint	80x32	48	24/56	Sleeve	2.9	60mA	2100	20	Lead Wires	55,000 hrs. @ 40°C	CR274-ND◆	35.14	29.00	ST48T3H	CR180-ND◆	.93
2	Patriot	127x51	48	24/56	Ball	10.0	210mA	1700	113	Terminal	62,000 hrs. @ 50°C	CR277-ND	74.34	—	PD48T2H	CR206-ND◆	2.84

AC Fans, Blowers & Impellers

AC Fans - Motor:

Two-pole shaded pole induction motor. All 50/60Hz, impedance or thermally protected. 100% dielectric tested at 1800 VAC/1 sec./500 microamps maximum leakage.

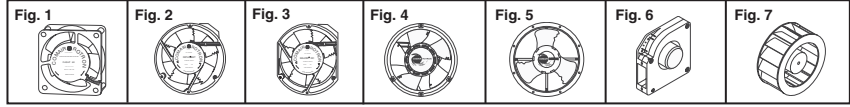


Fig.	Model	Dimensions mm	Voltage Nom.	Range	Connection Type	Bearing	Power (Watts)	Running Current	RPM	CFM	Life Expectancy	Digi-Key Part No.	Price Each 1	25	Comair Model No.	Finger Guards	Price Each
AC Fans																	
1	Gryphon	80x38	115	81/125	Terminal	Ball	14	20A	3000	29	50,000 hrs. @ 25°C	CR406-ND◆	12.56	10.82	GAA8038-115BB	CR229-ND◆	.70
		80x38	230	161/242	Terminal	Ball	10	.08A	3000	29	50,000 hrs. @ 25°C	CR407-ND◆	12.94	11.15	GAA8038-230BB	CR229-ND◆	.70
		120x38	115	81/125	Terminal	Ball	24	.30A	3000	111	50,000 hrs. @ 25°C	CR408-ND◆	11.99	10.33	GAA1238-115BB	CR210-ND◆	1.72
	120x38	230	161/242	Terminal	Ball	10	20A	3000	111	50,000 hrs. @ 25°C	CR409-ND◆	12.56	10.82	GAA1238-230BB	CR210-ND◆	1.72	
	Sprite	80x42	115	—	Lead Wires	Sleeve	7/6	.08/07A	2200/2600	23/27	55,000 hrs. @ 40°C	CR093-ND◆	27.90	23.02	SUZ2E1	CR180-ND◆	.93
		80x42	115	—	Terminal	Sleeve	13/11	.19/15A	2750/3250	28/34	55,000 hrs. @ 40°C	CR097-ND◆	27.90	23.02	SUZ2A5	CR180-ND◆	.93
		80x42	115	—	Lead Wires	Sleeve	13/11	.19/15A	2750/3250	28/34	55,000 hrs. @ 40°C	CR091-ND◆	27.90	23.02	SUZ2A1	CR180-ND◆	.93
		80x42	115	—	Lead Wires	Ball	13/11	.19/15A	2750/3250	28/34	73,000 hrs. @ 40°C	CR103-ND◆	30.88	25.48	SUZ2B1	CR180-ND◆	.93
		80x42	115	—	Terminal	Ball	13/11	.19/15A	2750/3250	28/34	73,000 hrs. @ 40°C	CR105-ND◆	30.88	25.48	SUZ2B5	CR180-ND◆	.93
		80x42	115	—	Lead Wires	Sleeve	7/6	.07/06A	1700/1950	15/18	55,000 hrs. @ 40°C	CR108-ND◆	28.54	23.55	SUZ2C7	CR180-ND◆	.93
	Whisper	80x42	115	—	Lead Wires	Sleeve	14/13	.09/08A	2750/3250	28/34	55,000 hrs. @ 40°C	CR250-ND◆	29.28	24.16	SUZ3A1	CR180-ND◆	.93
		80x42	115	—	Terminal	Sleeve	7/6	.07/06A	1750/1900	17/20	55,000 hrs. @ 40°C	CR251-ND◆	29.28	24.16	SUZ2C1	CR180-ND◆	.93
80x42		115	—	Terminal	Sleeve	14/13	.09/08A	2750/3250	28/34	55,000 hrs. @ 40°C	CR252-ND◆	28.12	23.20	SUZ3A5	CR180-ND◆	.93	
80x42		115	—	Terminal	Sleeve	7/6	.07/06A	1750/1900	17/20	55,000 hrs. @ 40°C	CR253-ND◆	28.44	23.47	SUZ2C5	CR180-ND◆	.93	
80x42		115	—	Lead Wires	Ball	14/13	.09/08A	2750/3250	28/34	55,000 hrs. @ 40°C	CR255-ND◆	33.54	27.68	SUZ3B1	CR180-ND◆	.93	
120x38		115	—	Terminal	Sleeve	7/7	.07/06A	1640/1660	55/57	55,000 hrs. @ 40°C	CR113-ND◆	28.76	23.73	WR2A1	CR210-ND◆	1.72	
120x38		115	—	Terminal	Sleeve	11/10	.12/11A	2100/2400	70/80	55,000 hrs. @ 40°C	CR114-ND◆	28.76	23.73	WR2H1	CR210-ND◆	1.72	
120x38		115	—	Terminal	Sleeve	12/12	.07/07A	1590/2000	53/62	55,000 hrs. @ 40°C	CR116-ND◆	31.42	25.93	WR3A1	CR210-ND◆	1.72	
119x39		115	—	Terminal	Sleeve	6/6	.07/06A	1450/1500	48/50	55,000 hrs. @ 40°C	CR117-ND◆	29.18	24.08	WX2A1	CR210-ND◆	1.72	
119x39		115	—	Terminal	Sleeve	10/9	.11/10A	1900/2000	65/70	55,000 hrs. @ 40°C	CR119-ND◆	29.18	24.08	WX2M1	CR210-ND◆	1.72	
119x39		115	—	Terminal	Sleeve	15/13	.19/15A	2200/2500	70/83	55,000 hrs. @ 40°C	CR118-ND◆	29.18	24.08	WX2H1	CR210-ND◆	1.72	
119x39		115	—	Terminal	Sleeve	14/13	.10/09A	2200/2500	70/83	55,000 hrs. @ 40°C	CR256-ND◆	29.18	24.08	WX3H1	CR210-ND◆	1.72	
Muffin	120x38	115	—	Terminal	Sleeve	15/14	.19/16A	2650/3100	88/105	55,000 hrs. @ 40°C	CR122-ND◆	30.88	25.48	MU2A1	CR210-ND◆	1.72	
	120x38	115	—	Terminal	Ball	15/14	.19/16A	2650/3100	88/105	85,000 hrs. @ 40°C	CR124-ND◆	38.24	31.55	MU2B1	CR210-ND◆	1.72	
	120x38	115	—	Terminal	Sleeve	15/14	.10/09A	2650/3100	88/105	55,000 hrs. @ 40°C	CR123-ND◆	30.88	25.48	MU3A1	CR210-ND◆	1.72	
	120x38	115	—	Terminal	Ball	15/14	.10/09A	2650/3100	88/105	85,000 hrs. @ 40°C	CR125-ND◆	38.24	31.55	MU3B1	CR210-ND◆	1.72	
	119x39	115	—	Terminal	Sleeve	17/15	.20/18A	2700/3100	92/108	55,000 hrs. @ 40°C	CR128-ND◆	29.28	24.16	MX2A1	CR210-ND◆	1.72	
	119x39	115	—	Terminal	Ball	17/15	.20/18A	2700/3100	92/108	83,000 hrs. @ 40°C	CR129-ND◆	40.26	33.22	MX2B1	CR210-ND◆	1.72	
	119x39	115	—	Terminal	Sleeve	17/15	.20/18A	2700/3100	98/115	55,000 hrs. @ 40°C	CR126-ND◆	28.76	23.73	MX2A3	CR210-ND◆	1.72	
	119x39	115	—	Terminal	Ball	17/15	.20/18A	2700/3100	98/115	83,000 hrs. @ 40°C	CR130-ND◆	40.26	33.22	MX2B3	CR210-ND◆	1.72	
	119x39	115	—	Terminal	Sleeve	17/16	.10/09A	2700/3100	98/115	55,000 hrs. @ 40°C	CR257-ND◆	29.82	24.61	MX3A3	CR210-ND◆	1.72	
	119x39	115	—	Terminal	Ball	17/16	.10/09A	2700/3100	98/115	55,000 hrs. @ 40°C	CR258-ND◆	40.26	33.22	MX3B3	CR210-ND◆	1.72	
	Tarzan	176x112	115	—	Terminal	Ball	90/85	1.4/1.2A	2820/3350	280/340	25,000 hrs. @ 40°C	CR140-ND◆	109.24	90.13	TNE2A	CR179-ND◆	6.99
		176x112	115	—	Terminal	Ball	82/85	.65/60A	2820/3350	280/340	25,000 hrs. @ 40°C	CR141-ND◆	109.24	90.13	TNE3A	CR179-ND◆	6.99
176x112		115	—	Lead Wires	Ball	90/85	1.4/1.2A	2820/3350	280/340	25,000 hrs. @ 40°C	CR259-ND◆	108.04	89.14	TNE2C	CR179-ND◆	6.99	
2	Patriot	172x51	115	—	Terminal	Ball	30/31	27/26A	2850/3350	200/235	5 yrs. @ 25°C	CR136-ND◆	64.86	53.51	PT2B3	CR206-ND◆	2.84
	172x51	115	—	Terminal	Ball	26/30	.13/14A	2850/3350	200/235	53,000 hrs. @ 40°C	CR137-ND◆	65.18	53.78	PT77B3	CR206-ND◆	2.84	
3	Maltese	172x150x55	115	—	Terminal	Ball	41.4	.36A	3400	300	40,000 hrs. @ 50°C	CR311-ND◆	77.63	66.86	MA2B3	CR196-ND◆	3.02
	172x150x55	115	—	Terminal	Ball	41.4	.18A	3400	300	40,000 hrs. @ 50°C	CR312-ND◆	77.63	66.86	MA77B3	CR196-ND◆	3.02	
4	Major	172x150x51	115	—	Terminal	Ball	30/31	27/26A	2850/3350	200/235	5 yrs. @ 25°C	CR134-ND◆	64.86	53.51	MR2B3	CR196-ND◆	3.02
	172x150x51	115	—	Terminal	Ball	26/30	.13/14A	2850/3350	200/235	5 yrs. @ 25°C	CR135-ND◆	65.18	53.78	MR77B3	CR196-ND◆	3.02	
5	Falcon	172x55	115	—	Terminal	Ball	41.4	.36A	3400	300	40,000 hrs. @ 50°C	CR309-ND◆	77.63	66.86	FA2B3	CR196-ND◆	3.02
	172x55	115	—	Terminal	Ball	41.4	.18A	3400	300	40,000 hrs. @ 50°C	CR310-ND◆	77.63	66.86	FA77B3	CR196-ND◆	3.02	
6	Caravel	254x89	115	—	Lead Wires	Ball	65	48/50A	1400/1650	455/550	54,000 hrs. @ 40°C	CR144-ND◆	67.66	58.96	CLE2L2	CR182-ND◆	1.89
	254x89	115	—	Terminal	Ball	65	48/50A	1400/1650	455/550	54,000 hrs. @ 40°C	CR145-ND◆	69.70	60.75	CLE2T2	CR182-ND◆	1.89	
254x89	115	—	Terminal	Ball	55	24/25A	1400/1650	455/550	54,000 hrs. @ 40°C	CR147-ND◆	69.70	60.75	CLE3T2	CR182-ND◆	1.89		
Blowers																	
6	Biscuit	120x40	115	—	Terminal	Sleeve	17/16	.19/17A	2500/2700	20/22	55,000 hrs. @ 40°C	CR148-ND◆	36.22	29.89	BT2A1	—	—
		120x40	115	—	Terminal	Sleeve	15/14	.09/08A	2500/2700	20/22	55,000 hrs. @ 40°C	CR149-ND◆	36.22	29.89	BT3A1	—	—
Impellers																	
7	Diplomat	133x91	—	220/230	Terminal	Ball	26/30	.13/20A	2850/3350	150/170	50,000 hrs. @ 40°C	CR314-ND	70.45	60.67	DAF77B2	—	—

◆ RoHS Compliant

† Feathered Edge for lower noise

* Reverse Flow

Fan Accessories

Fig.	Description	Dimensions - mm	Fits Fan Size - mm	Center Dim. - mm	No. of Rings	Material	Digi-Key Part No.	Price Each 1	25	50	
1	Finger Guard	222.00	17.78	176 Sq.	99 open	3	Metal	CR179-ND	6.99	6.02	5.53
Filters and Filter Accessories											
Description		Fits Fan Size - mm			Digi-Key Part No.		Price Each 1		50		
Filter Assembly		119 and 120 Square			CR209-ND		27.97		21.32 19.32		
Clips											
#6-32 Flush Mounting Clip		Major, Major DC, Whisper			CR187-ND		.19		.17 .16		
#6-32 Mounting Clip		All XL Models			CR192-ND		.15		.12 .11		

Qualtek ELECTRONICS CORP.

Fan Accessories

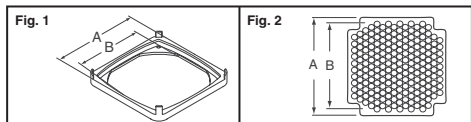


Fig.	Description	Dim. - mm	Fits Fan Size - mm	Digi-Key Part No.	Price Each 1	25	50	Qualtek Part No.
Fan Vibration Sleeve and Accessories								
1	Rubber Fan Sleeve, Panel Mount Hole 5.0 (mm)	43	40	40 Sq.	Q313-ND	3.03	2.55	2.31
	Rubber Fan Sleeve, Panel Mount Hole 5.5 (mm)	64	60	60 Sq.	Q314-ND	3.61	3.04	2.75
	Rubber Fan Sleeve, Panel Mount Hole 6.5 (mm)	84	80					

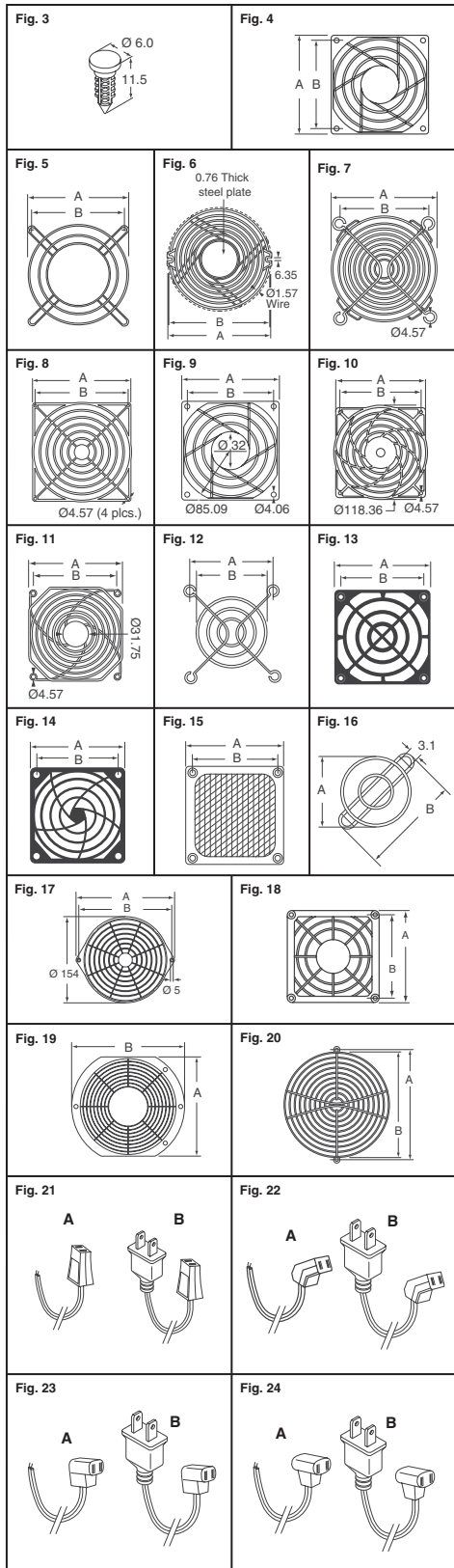


Fig.	Description	Dim. - mm		Fits Fan Size - mm	Digi-Key Part No.	Price Each			Qualtek Part No.
		A	B			1	25	50	
—	Filter Media	40	32	40 Sq.	Q323-ND	.54	.45	.41	QF-40-01
		60	50	60 Sq.	Q324-ND	.60	.51	.46	QF-60-01
		80	71.5	80 Sq.	Q325-ND	.70	.59	.54	QF-80-01
		92	82.5	92 Sq.	Q326-ND	.74	.62	.56	QF-92-01
3	Lamella Rivet	119	105	119 Sq.	Q327-ND	.87	.74	.67	QF-119-01
		—	—	—	Q333-ND	.26	.22	.20	QN-36-110

Fig.	Dim. - mm			Fits Fan Size - mm	Center Dim. - mm	No. of Rings	Material	Digi-Key Part No.	Price Each			Qualtek Part No.
	A	B	Thick						1	25	50	
Finger Guards												
4	46	32	7.5	40 Sq.	18 solid	2	Plastic	Q318-ND	2.04	1.72	1.56	QSG-40-02
	66	50	8.5	60 Sq.	27 solid	2	Plastic	Q319-ND	2.51	2.12	1.91	QSG-60-02
	89	71.5	8.5	80 Sq.	30 solid	2	Plastic	Q320-ND	2.72	2.29	2.07	QSG-80-02
	101	82.5	8.5	92 Sq.	30 solid	3	Plastic	Q321-ND	1.74	1.47	1.33	QSG-92-02
5	128	105	9.0	119 Sq.	42 solid	4	Plastic	Q322-ND	2.34	1.97	1.78	QSG-119-02
	109.47	104.78	4.83	120 Sq.	57 open	3	Metal	CR178-ND	1.23	1.04	.94	08146
	76.96	71.37	3.89	80 Dia.	50 open	3	Metal	CR180-ND	.93	.79	.71	08153
	209.55	173.99	8.38	254 Dia.	102 open	5	Metal	CR182-ND	1.89	1.72	1.54	08154
6	158.75	161.92	6.10	150 Dia.	74 solid	6	Metal	CR206-ND	2.84	2.39	2.16	08152
	158.75	161.92	6.10	171.5 Dia.	74 solid	5 3/4	Metal	CR196-ND	3.02	2.54	2.30	08151-01
	124.46	113.28	5.92	127 Dia.	14 open	9	Metal	CR200-ND	2.51	2.11	1.91	08150
	115.57	104.78	3.75	120 Dia.	12 open	8	Metal	Q342-ND	.98	.83	.75	08129
7	115.57	104.78	5.66	120 Dia.	14.2 open	8	Metal	Q357-ND	.98	.83	.75	08130
	76.2	71.37	4.95	80 Dia.	14.2 open	5	Metal	Q358-ND	.82	.62	.56	08132
	115.06	104.65	6.00	120 Sq.	25.4 solid	6	Plastic	CR280-ND	.93	.79	.71	09120-G
	115.06	104.65	2.54	120 Sq.	32 solid	5	Plastic	CR315-ND	.93	.79	.71	09122-G
8	115.06	104.65	6.00	120 Sq.	45 solid	5	Plastic	CR281-ND	1.05	.88	.80	09121-G
	117.35	104.78	5.21	120 Sq.	33 solid	7	Metal	CR210-ND	1.72	1.45	1.31	08141
	82.42	89.41	4.95	92 Sq.	14 open	6	Metal	CR220-ND	.77	.65	.59	08174
	50.04	53.10	4.95	60 Sq.	14 open	4	Metal	CR221-ND	.68	.57	.52	08147
9	173.99	222.25	6.35	254 Dia.	76.2 solid	9	Metal	CR223-ND	3.98	3.34	3.03	08127
	104.8	115.6	5.66	120 Dia.	17.5 open	8	Metal	CR224-ND	.91	.77	.69	08170
	71.4	76.20	4.95	80 Dia.	17.4 open	5	Metal	CR229-ND	.70	.59	.54	08172
	32.00	29.21	4.80	40 Dia.	15.875 open	2	Metal	CR230-ND	.65	.55	.50	08149
10	24.00	21.8	4.80	30 Sq.	9 open	2	Metal	CR377-ND	.64	.59	.53	08346
	29.00	27.00	4.00	35 Sq.	14.2 open	2	Metal	CR378-ND	.66	.60	.54	08347
	40.00	41.06	4.80	50 Sq.	14.2 open	3	Metal	CR379-ND	.86	.78	.70	08248
	41.00	42.00	4.80	52 Sq.	14.2 open	3	Metal	CR388-ND	.59	.53	.48	08148
11	39.88	32.00	4.83	40 Sq.	12 open	3	Plastic	CR285-ND	.42	.36	.33	09150-G
	59.94	50.04	6.35	60 Sq.	5 solid	3	Plastic	CR225-ND	.51	.43	.39	09250-G
	80.01	71.37	6.35	80 Sq.	15 solid	3	Plastic	CR226-ND	.69	.58	.53	09325-G
	79.76	71.37	3.05	80 Sq.	32 solid	3	Plastic	CR282-ND	.53	.45	.40	09080-G
12	91.95	82.55	6.35	92 Sq.	31.5 solid	4	Plastic	CR227-ND	.75	.63	.57	09362-G
	118.11	104.65	7.11	120 Sq.	25 solid	6	Plastic	CR228-ND	1.03	.87	.79	09450-G
	24.2	34.2	3.0	25 Sq.	104 open	2	Metal	CR181-ND	.54	.45	.41	08245
	60.0	50.0	7.0	60 Sq.	21.0 solid	3	Plastic	CR190-ND	.83	.70	.64	09252-G
19	151	172	7.0	151 Sq.	50 solid	8	Metal	CR191-ND	2.48	2.09	1.89	09651-G
	162.05	154.43	6.45	150 Dia.	16.31 open	10	Metal	Q341-ND	2.00	1.68	1.52	08126

Fig.	Description	Dim. - mm		Fits Fan Size - mm	Digi-Key Part No.	Price Each			Qualtek Part No.
		A	B			1	25	50	
Filters and Filter Accessories									
13	Filter Guard Assembly (30 PPI)	39.88	32.00	40 Sq.	CR286-ND	1.73	1.46	1.32	09150-F/30
	Filter Guard Assembly (45 PPI)	39.88	32.00	40 Sq.	CR287-ND	1.73	1.46	1.32	09150-F/45
	Replacement Filter Element (30 PPI) - Pkg. of 5	—	—	40 Sq.	CR324-ND	1.44	1.22	1.10	09150-M/30
	Replacement Filter Element (45 PPI) - Pkg. of 5	—	—	40 Sq.	CR325-ND	1.44	1.22	1.10	09150-M/45
13	Filter Guard Assembly (30 PPI)	59.94	50.04	60 Sq.	CR283-ND	1.86	1.57	1.42	09250-F/30
	Filter Guard Assembly (45 PPI)	59.94	50.04	60 Sq.	CR284-ND	1.86	1.57	1.42	09250-F/45
	Replacement Filter Element (30 PPI) - Pkg. of 5	—	—	60 Sq.	CR326-ND	1.51	1.28	1.15	09250-M/30
	Replacement Filter Element (45 PPI) - Pkg. of 5	—	—	60 Sq.	CR327-ND	1.51	1.28	1.15	09250-M/45
14	Filter Guard Assembly (30 PPI)	83.57	71.37	80 Sq.	CR212-ND	1.97	1.66	1.50	09325-F/30
	Filter Guard Assembly (45 PPI)	83.57	71.37	80 Sq.	CR213-ND	1.97	1.66	1.50	09325-F/45
	Replacement Filter Element (30 PPI) - Pkg. of 5	—	—	80 Sq.	CR213-ND	1.65	1.39	1.26	09325-M/30
	Replacement Filter Element (45 PPI) - Pkg. of 5	—	—	80 Sq.	CR215-ND	1.65	1.39	1.26	09325-M/45
14	Filter Guard Assembly (30 PPI)	96.52	82.55	92 Sq.	CR328-ND	2.26	1.91	1.72	09362-F/30
	Filter Guard Assembly (45 PPI)	96.52	82.55	92 Sq.	CR329-ND	2.26	1.91	1.72	09362-F/45
	Replacement Filter Element (30 PPI) - Pkg. of 5	—	—	92 Sq.	CR330-ND	1.75	1.47	1.33	09362-M/30
	Replacement Filter Element (45 PPI) - Pkg. of 5	—	—	92 Sq.	CR331-ND	1.75	1.47	1.33	09362-M/45
14	Filter Guard Assembly (30 PPI)	123.7	104.9	119 & 120 Square	CR216-ND	2.35	1.98	1.79	09450-F/30
	Filter Guard Assembly (45 PPI)	123.7	104.9	119 & 120 Square	CR218-ND	2.35	1.98	1.79	09450-F/45
	Replacement Filter Element (30 PPI) - Pkg. of 5	—	—	119 & 120 Square	CR217-ND	2.12	1.78	1.61	09450-M/30
	Replacement Filter Element (45 PPI) - Pkg. of 5	—	—	119 & 120 Square	CR219-ND	2.12	1.78	1.61	09450-M/45
15	Filter/Screen, Stainless Steel (Washable)	64.26	49.6	60 Sq.	CR373-ND	2.77	2.51	2.25	06250-SS
	Filter/Screen, Aluminum (Washable)	83.82	71.37	80 Sq.	CR374-ND	1.69	1.52	1.36	06325-M
	Filter/Screen, Stainless Steel (Washable)	83.82	71.37	80 Sq.	CR374-ND	3.15	2.82	2.55	06325-SS
	Filter/Screen, Aluminum (Washable)	91.95	82.42	92 Sq.	CR234-ND	1.80	1.64	1.47	06362-M
	Filter/Screen, Stainless Steel (Washable)	91.95	82.42	92 Sq.	CR375-ND	3.45	3.13	2.80	06362-SS
	Filter/Screen, Aluminum (Washable)	118.87	104.77	120 Sq.	CR235-ND	2.14	1.94	1.74	06450-M
17	Filter/Screen, Stainless Steel (Washable)	118.87	104.77	120 Sq.	CR376-ND	4.41	3.99	3.57	06450-SS
	Filter/Screen, Anodized-Black (Washable)	83.82	71.37	80 Sq.	Q343-ND	1.68	1.52	1.36	06325-B
	Filter/Screen, Anodized-Black (Washable)	118.5	104.77	120 Sq.	Q344-ND	2.14	1.94	1.74	06450-B
	Finger Guard Assembly, Plastic (30 PPI)	176.0	161.5	150 Sq.	CR183-ND	3.19	2.68	2.43	09650-F/30
	Finger Guard Assembly, Plastic (45 PPI)	176.0	161.5	150 Sq.	CR185-ND	3.19	2.68	2.43	09650-F/45
	Finger Guard Assembly, Plastic (60 PPI)	176.0	161.5	150 Sq.	CR186-ND	2.91	2.64	2.36	09650-F/60
Finger Guard Assembly, Plastic (100 PPI)	176.0	161.5	150 Sq.	CR189-ND	2.91	2.64	2.36	09650-F/100	
Plug Cord Sets - SPT-1 (18/2)									
21A	Straight On Plug and Cord - 24" (60.96cm)	Fits all Diplomat, Falcon, Maltese, Major, Patriot, Tarzan, Caravel, and Biscuit model fans			CR197-ND	1.51	1.28	1.15	07100-24
	Straight On Plug and Cord - 36" (91.44cm)				CR198-ND	1.85	1.56	1.41	07100-36
	Straight On Plug and Cord - 50" (127.00cm)				CR199-ND	2.28	1.92	1.74	07100-50
21B	Straight On Plug and Cord - 24" (60.96cm)	with Terminal Connections			CR361-ND	2.21	1.86	1.68	07100-SP024
	Straight On Plug and Cord - 36" (91.44cm)				CR362-ND	2.51	2.12	1.91	07100-SP036
	Straight On Plug and Cord - 72" (182.88cm)				CR363-ND	3.58	3.01	2.72	07100-SP072
22A	45° Angle Plug and Cord - 24" (60.96cm)	Fits all AC Fans with Terminal Connection Type			CR318-ND	1.51	1.28	1.15	07145-24
	45° Angle Plug and Cord - 36" (91.44cm)				CR319-ND	1.86	1.56	1.41	07145-36
	45° Angle Plug and Cord - 72" (182.88cm)				CR365-ND	2.51	2.12	1.91	07145-SP036
22B	45° Angle Plug and Cord - 12" (30.48cm)				CR366-ND	3.58	3.01	2.72	07145-SP072
	90° Angle Plug and Cord - 24" (60.96cm)				CR320-ND	1.22	1.03	.93	07190-12
	90° Angle Plug and Cord - 36" (91.44cm)				CR321-ND	1.51	1.28	1.15	07190-24
23A	90° Angle Plug and Cord - 36" (91.44cm)				CR322-ND	1.86	1.56	1.41	07190-36
	90° Angle Plug and Cord - 24" (60.96cm)				CR367-ND	2.21	1.86	1.68	07190-SP024
	90° Angle Plug and Cord - 36" (91.44cm)				CR368-ND	2.51	2.12	1.91	07190-SP036
23B	90° Angle Plug and Cord - 72" (182.88cm)				CR369-ND	3.58	3.01	2.72	07190-SP072
	90° Angle T-Style Plug and Cord - 12" (30.48cm)				CR323-ND	1.22	1.03	.93	07199-12
	90° Angle T-Style Plug and Cord - 24" (60.96cm)				CR170-ND	1.51	1.28	1.15	07199-24
24A	90° Angle T-Style Plug and Cord - 36" (91.44cm)				CR175-ND	1.86	1.56	1.41	07199-36
	90° Angle T-Style Plug and Cord - 72" (182.88cm)				CR337-ND	2.85	2.39	2.17	07199-72
	90° Angle T-Style Plug and Cord - 96" (243.84cm)				CR338-ND	3.55	2.99	2.70	07199-96
24B	90° Angle T-Style Plug and Cord - 36" (91.44cm)	Terminal Connection Type			CR371-ND	2.52	2.12	1.92	07199-SP036
	90° Angle T-Style Plug and Cord - 72" (182.88cm)				CR372-ND	3.58			