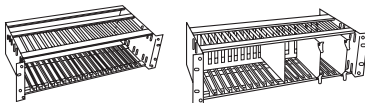


Card Racks



Designed in accordance with EIA standard, these 19" (48.26cm) subracks are compatible with Vector prototyping boards. All racks are adjustable in both height and depth and can be used with snap-in, plastic or metal card guides. Available in kit form (CCK) or fully assembled (CCA) all models feature brushed aluminum construction with a full line of prototyping boards, extenders and backplanes available. Card racks include nylon snap-in card guides.



V1050, V1051, and V1053

V1052

Card Size Range Inch (cm) W x H	Size Inch (cm) Width x Depth	Hgt.*	Guide Mnt. Method	Mat- erial	Digi-Key Part No.	Price Each 1 10	Vector Part No.
3.00-5.00 x 4.5 (7.62-12.70 x 11.43)	19.00 x 9.00 (48.26 x 22.86)	3U	Snap-In	Nylon	V1145-ND	180.18 158.40	CCK12S/90
5.50-7.00 x 4.5 (13.97-17.78 x 11.43)	19.00 x 9.00 (48.26 x 22.86)	3U	Snap-In	Nylon	V1052-ND	180.18 158.40	CCK13S/90
5.50-7.00 x 4.5 (13.97-17.78 x 11.43)	19.00 x 9.00 (48.26 x 22.86)	3U	Snap-In	Nylon	V1051-ND	194.74 171.20	CCA13S/90
5.50-7.00 x 4.5 (13.97-17.78 x 11.43)	19.00 x 9.00 (48.26 x 22.86)	3U	Riveted	Zinc	V1050-ND	362.18 318.40	CCA13M/90
5.50-7.00 x 4.5 (13.97-17.78 x 11.43)	19.00 x 9.00 (48.26 x 22.86)	3U	Snap-In	Nylon	V1146-ND	172.90 152.00	CCK13S-H/90
8.60-10.1 x 4.5 (21.84-25.65 x 11.43)	19.00 x 12.00 (48.26 x 30.48)	3U	Snap-In	Nylon	V1053-ND	229.32 201.60	CCA14S/90
8.60-10.1 x 8 (21.84-25.65 x 20.32)	19.00 x 12.00 (48.26 x 30.48)	5U	Snap-In	Nylon	V1148-ND	237.67 208.95	CCA17S/90
4.0-8.50 x 10.0 (10.16-21.59 x 25.40)	19.00 x 9.00 (48.26 x 22.86)	7U	Snap-In	Nylon	V1149-ND	200.20 176.00	CCK100S/90
4.5 X 6.5 (11.43 x 16.51)	19.00 X 9.00 (48.26 x 22.86)	3U	Guide Plate	Alum.	V2001-ND	214.03 188.16	CCA13C/90

* 3U = 5.25" (13.34cm); 5U = 8.75U (22.23cm); 7U = 12.25" (31.12cm)

EIA Backplanes

Description	Width x Length Inch (cm)	Plugboard Series	Digi-Key Part No.	Price Each 1 10	Vector Part No.
8 Slot CCK13 Series Backplane	4.35 x 7.00 (11.05 x 17.78)	4610	V1096-ND	273.56 240.50	4610-8-1A
16 Slot CCK13 Series Backplane	4.35 x 13.00 (11.05 x 33.02)	4610	V1097-ND	366.00 321.76	4610-16-1A

Card Rack Accessories

Accessories for card rack enclosures for customizing your application. Card guides are tapered slides for PCB cards to slide along. Snap-In versions provide easy installation without the need for tools. Screw mount versions (comes with hardware) allow card placement anywhere within .25" (6.35mm) spacing.

Description	Length Inch (cm)	Digi-Key Part No.	Price Each 1 10	Vector Part No.
Grab Handle w/ Hardware for Card Racks 5.25" (13.34cm) and 8.75" (22.23cm) height	—	V1161-ND	13.81 12.15	HA12
Ejector Handle w/ Hardware for Cards (4 pcs./bag)	—	V1162-ND	11.03 9.70	HA9/4
T-Strut 1" wide for Customizing Card Rack	16.85 (42.80)	V2002-ND	8.28 7.28	TS169
T-Strut 1" wide for Customizing Card Rack	20.85 (52.96)	V2005-ND	9.19 8.08	TS209
Hardware Kit for Backplane Connector (42 pcs./total)	—	V2006-ND	13.52 11.89	HD34
Nut 4-40 Square Head for T-Strut (25 pcs./bag)	—	V2007-ND	7.15 6.29	NT4-7PA
Flat Head Screw 4-40 THD for T-Struts (25 pcs./bag)	25 (.64)	V2004-ND	6.44 5.67	SC4-27/25
Bracket Kit for T-Struts	—	V2000-ND	11.28 9.92	BR16A
Plastic Screw Mount Card Guide (Pkg. of 12)	2.89 (7.34)	V1151-ND	27.30 24.00	CG2-45P
Plastic Screw Mount Card Guide (Pkg. of 12)	5.42 (13.77)	V1153-ND	25.63 22.53	CG2-65P
Plastic Screw Mount Card Guide (Pkg. of 12)	6.93 (17.60)	V1156-ND	26.06 22.92	CG2-80P
Plastic Screw Mount Card Guide (Pkg. of 12)	8.14 (20.68)	V1160-ND	26.48 23.28	CG2-95P
Nylon Snap-In Mount Card Guide (Pkg. of 12)	3.17 (8.05)	V1150-ND	16.56 14.56	CG2-45S
Nylon Snap-In Mount Card Guide (Pkg. of 12)	5.42 (13.77)	V1152-ND	14.60 12.84	CG2-65S
Nylon Snap-In Mount Card Guide (Pkg. of 12)	6.93 (17.60)	V1155-ND	21.46 18.87	CG2-80S
Nylon Snap-In Mount Card Guide (Pkg. of 12)	8.43 (21.41)	V1158-ND	18.60 16.36	CG2-95S
Metal Screw Mount Card Guide (Pkg. of 12)	6.93 (17.60)	V1157-ND	36.22 31.84	CG2-80M

PCI Development Boards

For fast development of adapter card to PCI bus.

P/N V1163-ND Features: • Multilayer board contains pad per hole patterns • Power and ground accessible throughout the board • For use in 5 Volt or 3.3 Volt applications • For use with Vector prototype accessories.

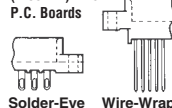
Description	Digi-Key Part No.	Price Each 1 10 25	Vector Part No.
PCI Plugboard +5V or 3.3V, Pad Per Hole, PTH	V1163-ND	261.83 230.18 204.29	4624-3
PCI Extender Test Card 5V for 32 or 64 Bit	V1166-ND	368.37 323.84 287.41	3690-34-5V
PCI Extender Test Card 3.3V for 32 or 64 Bit	V1167-ND	368.37 323.84 287.41	3690-34-3V
PCMCIA Adapter Board Assembly	V1168-ND	112.82 99.19 88.03	4625-1
PCMCIA Proto Board Kit 4.5" x 6.00" (11.43cm x 15.24cm), Pad Per Hole	V1169-ND	197.98 174.05 154.47	4625-3
PCMCIA Extender Test Card for Type II or III Slots	V1170-ND	155.61 136.80 121.41	3690-35

Edgeboard Connectors



For 1/16"
(1.60mm) Thick
P.C. Boards

Solder Eyelet Type Insulator Material: Phenolic, UL-94V-0 or Glass filled diallyl; Phthalate UL-94V-1 or Ryton R10 **Wrap Tail Type Insulator Material:** Phenolic, UL-94V-0 or Glass filled diallyl; Phthalate UL-94V-1 or Polyester (VALOX) UL-94V-0
Contact Material: Phosphor bronze QQ-B-750 or Beryllium copper **Contact Plating:** 000010" gold over .000050" nickel **Test Voltage:** 650VAC **Rated Current:** 3 Amps **Contact Res. Drop:** 30 mV **Maximum @ rated current Insulation Resistance:** 5000MΩ, min. @ 500VDC



Cts. In. (mm)	No. Of Contacts	Termination Type	Mounting Ears	Digi-Key Part No.	Price Each 1 10 25	Vector Part No.
.100 (2.54)	72	Wrap Tail	Center	V1061-ND†*	22.82 20.07 17.81	R636-1
.156 (3.96)	44	Solder Eye	Flush	V1062-ND††	13.61 11.97 10.63	R644
.156 (3.96)	44	Wire Wrap	Flush	V1195-ND	13.38 11.76 10.44	R644-3F
.156 (3.96)	44	Wire Wrap	Center	V1196-ND	13.38 11.76 10.44	R644-3C

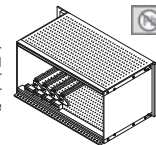
† Supplied with between-contact polarizing key. * Wrap Tail: 3-level, .025" (.64mm) Square
†† Supplied with between-contact polarizing key and in-contact polarizing key.

CompactPCI® Card Racks



The newest specification for PCI-based computers is CompactPCI. It is electrically a superset of desktop PCI with a different physical form factor. CompactPCI utilizes the Eurocard form factor popularized by the VME bus. Card racks for CompactPCI Bus come completely assembled with card guides. Plug-in power supply and backplane are ordered separately. Standard 3U and 6U heights available with 4 or 8 slot card configurations.

Note: Vented top and bottoms are not included.




Description	Dim. - Inch (cm) Width Depth	Hgt.	Digi-Key Part No.	Price Each 1 10 25	Vector Part No.
Card Rack cPCI	7.4 (18.80) 8.5 (21.59)	3U	V1176-ND	161.98 — —	CCA26-36
Card Rack cPCI	9.0 (22.86) 8.5 (21.59)	3U	V1177-ND	263.90 — —	CCA26-44-00
Card Rack cPCI	7.4 (18.80) 12 (30.48)	3U	V1174-ND	161.14 — —	CCA27-36-00
Card Rack cPCI	19 (48.26) 10 (25.40)	6U	V1178-ND	227.94 200.39 177.85	CCA28-84-00
Optional Hardware Kit for Above Racks, 24 pcs. Total			V2003-ND	10.28 9.04 8.03	HD91
Card Guides Snap-In Style for Above Racks			V2008-ND	2.06 1.81 1.61	3250-0001-01

CompactPCI® Backplane



Features: • Backplane design is compliant with the CompactPCI specification 1.0 • CPU slot is on the right • A Drive connector for Peripheral Power is provided • A 4-pin Connector is provided for 12VDC fan connection




Description	Digi-Key Part No.	Price Each	Vector Part No.
Backplane for CompactPCI, 8 Slot, 6U	V1184-ND	1636.18	CPCIBP8-6-64

VME Card Racks



Vector VME Subracks are designed for 19" systems based on the DIN 41914 standard. Card Racks come in either completely assembled (CCA) or kit form (CCK). Card Guides are ordered separately. Vector backplanes are designed to meet VME bus Spec Rev C1 and Rev D.

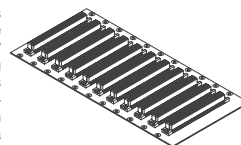


Card Size	Rack Size	Hgt.	Guide Mount Method	Mat- erial	Digi-Key Part No.	Price Each 1 10	Vector Part No.
Assembled Racks							
3U x 160mm	19" x 9.27	3U	Snap-In	Nylon	V1212-ND	204.28 179.59	CCA160-3U
6U x 160mm	19" x 9.27	6U	Snap-In	Nylon	V1213-ND	239.44 210.50	CCA160-6U
3U x 220mm	19" x 11.63	3U	Snap-In	Nylon	V1214-ND	219.26 192.76	CCA220-3U
6U x 220mm	19" x 11.63	6U	Snap-In	Nylon	V1215-ND	219.77 193.20	CCA220-6U
Kitted Racks							
3U x 160mm	19" x 9.27	3U	Snap-In	Nylon	V1216-ND	196.91 173.11	CCK160-3U
3U x 160mm	19" x 11.63	6U	Snap-In	Nylon	V1217-ND	213.21 187.44	CCK160-3U
3U x 220mm	19" x 11.63	3U	Snap-In	Nylon	V1218-ND	200.36 176.15	CCK220-3U
6U x 220mm	19" x 11.63	6U	Snap-In	Nylon	V1219-ND	218.35 191.96	CCK220-6U
Card Guide 160mm Nylon Snap-In Mount, (Pkg. of 12)					V1220-ND	22.46 19.75	CG1-160/12
Card Guide 220mm Nylon Snap-In Mount, (Pkg. of 12)					V1221-ND	26.85 23.60	CG1-220/12

VME/DIN Backplanes



Vector Monolithic Series back planes are designed to meet VMEbus Specification Rev C1 and Rev D. All termination is placed inboard of the two end connectors to allow the maximum number of slots (21) in a 19" RETMA rack. Decoupling capacitors are provided at the ends. The resulting improved power distribution as well as signal shielding in ground layers creates a high performance back plane with low signal cross talks. Press-fit 96-pin DIN connectors are used. The "P" series which uses a 10-pin power block or "bug" and #6-32 hardware or the "M" series which uses a combination of power bugs and Mate-N-Lok connectors.



Description	Digi-Key Part No.	Price Each 1 10	Vector Part No.
5 Slot VME J1/J2, 6U Backplane with Power Bugs and Caps	V1200-ND	748.26 657.81	VMEBP05P11
10 Slot VME J1/J2, 6U Backplane with Power Bugs and Caps	V1202-ND	909.42 799.49	VMEBP10P11
12 Slot VME J1/J2, 6U Backplane with Power Bugs and Caps	V1203-ND	1378.25 1211.65	VMEBP12P11
12 Slot VME J1/J2, 6U Backplane with Mate-N-Lok Power	V1208-ND	978.49 860.21	VMEBP12M00
5 Slot VME J1/J2, 6U Backplane with Power Bugs & Mate-N-Lok	V1210-ND	748.26 657.81	VMEBP05S00

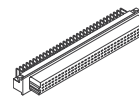
K

Edgeboard Connectors



96 Pin Din

• Connector Material: Glass filled polycarbonate
• Temperature Rating: -55°C - 105°C



Termination Type	Male/ Female	Digi-Key Part No.	Price Each 1 10 25	Vector Part No.
Right Angle PC Mount	Female	V1233-ND	17.25 15.17 13.47	RE96FSR
Right Angle Wire Wrap	Female	V1250-ND	22.08 19.41 17.23	RE96FWR
Right Angle PC Mount	Male	V1235-ND	12.10 10.64 9.45	RE96MSR-062
Right Angle Long Lead PCB	Male	V1236-ND	12.99 11.43 10.14	RE96MSR-125
Right Angle Wire Wrap	Male	V1243-ND	23.88 21.00 18.64	RE96MWR
Straight Wire Wrap	Female	V1237-ND	13.80 12.13 10.77	RE96FW
Straight Wire Wrap	Male	V1238-ND	15.18 13.35 11.85	RE96MW
Straight PC Mount	Female (AutoBus)	V1239-ND	22.46 19.75 17.53	RE96FABG
Straight PC Mount	Female	V1234-ND	13.61 11.97 10.63	RE96FSD
Straight Press-Fit	Female	V1240-ND	9.19 8.08 7.18	RE96FSP
Straight Press-Fit Wire Wrap	Female	V1241-ND	14.94 13.14 11.66	RE96FWP

More Product Available Online: www.digikey.com

Toll-Free: 1-800-344-4539 • Phone 218-681-6674 • Fax: 218-681-3380

(T083) 2235