

Fig. 1 — Aluminum Chassis

• Welded at stress points for assured, maximum strength and rigidity • Sides folded in at bottom for additional support • Bottom plate easily attached • Natural finish
NOTE: Bottom plate sold separately.

Fig. 2 — Plastiboxes — Style G

• ABS plastic • UL94-HB flammability rating • Suggested service temperature -40°C - 60°C

Fig. 3 — Plastiboxes — Style I

• ABS plastic material • UL94-5VA flammability rating

Fig. 4 — Hand-Held Grabber Enclosures — Style B

• ABS plastic in a light gray finish • UL94V-0 flammability rating

Fig. 5 — Hand-Held Grabber Enclosures — Style K

• ABS plastic with UL94V-0 flammability rating

Fig. 6 — Hand-Held Grabber Enclosures — Style L

• High impact resistant black ABS plastic with UL94V-0 flammability rating

Fig. 7 — Hand-Held Grabber Enclosures — Style M

• Impact resistant black ABS plastic with UL94V-0 flammability rating

Fig. 8 — Hand-Held Grabber Enclosures — Style N

• Impact resistant black ABS plastic with UL94V-0 flammability rating

Fig. 9 — Utility Cabinets

• Sturdy, all-welded body • Available in .040" aluminum or 20 gauge steel: "AU" prefix - aluminum alloy in natural finish; "CU" prefix - steel in metallic gray finish

Fig. 10 — ABS Plastic Utiliboxes

• Aluminum or plastic cover

Color	Dimensions - Inch (mm)			Digi-Key Part No.	Price Each			Bud Ind. Part No.
	A	B	C		1	10	50	
Fig. 1 — Chassis								
Natural	1.50 (38.1)	4.00 (100.4)	6.00 (152.4)	377-1000-ND	9.80	8.22	7.38	AC-1405
	2.00 (50.8)	6.00 (152.4)	8.00 (203.2)	377-1001-ND	12.50	10.40	9.35	AC-1413
	2.50 (63.5)	8.00 (203.2)	10.00 (254)	377-1002-ND	20.20	16.89	15.21	AC-1418
	2.50 (63.5)	8.00 (203.2)	12.00 (304.8)	377-1003-ND	25.00	20.86	18.75	AC-1419
	5.00 (127)	10.00 (254)	17.00 (431.8)	377-1004-ND	57.40	47.91	43.13	AC-1422
	5.00 (127)	13.00 (330.2)	17.00 (431.8)	377-1005-ND	66.20	55.28	49.76	AC-1426
	3.00 (76.2)	14.00 (355.6)	17.00 (431.8)	377-1006-ND	48.20	40.22	36.18	AC-1427
	4.00 (101.6)	15.00 (381)	17.00 (431.8)	377-1007-ND	65.40	54.59	49.13	AC-1428
	6.00 (152.4)	15.00 (381)	17.00 (431.8)	377-1008-ND	92.60	77.33	69.61	AC-1429
	3.00 (76.2)	17.00 (431.8)	17.00 (431.8)	377-1009-ND	56.10	46.86	42.19	AC-1430
	4.00 (101.6)	17.00 (431.8)	17.00 (431.8)	377-1010-ND	65.70	54.89	49.38	AC-1431
	2.00 (50.8)	5.00 (127)	7.00 (177.8)	377-1011-ND	10.90	9.07	8.18	AC-402
	2.00 (50.8)	5.00 (127)	9.50 (241.3)	377-1012-ND	13.20	10.95	9.85	AC-403
	3.00 (76.2)	5.00 (127)	10.00 (254)	377-1013-ND	16.80	14.02	12.60	AC-404
	2.00 (50.8)	7.00 (177.8)	7.00 (177.8)	377-1014-ND	11.40	9.42	8.48	AC-405
	2.00 (50.8)	7.00 (177.8)	9.00 (228.6)	377-1015-ND	13.80	11.49	10.33	AC-406
	2.00 (50.8)	7.00 (177.8)	11.00 (279.4)	377-1016-ND	16.00	13.32	12.00	AC-407
	3.00 (76.2)	7.00 (177.8)	12.00 (304.8)	377-1017-ND	21.20	17.69	15.90	AC-408
	2.00 (50.8)	7.00 (177.8)	13.00 (330.2)	377-1018-ND	17.40	14.57	13.11	AC-409
	3.00 (76.2)	7.00 (177.8)	15.00 (381)	377-1019-ND	27.60	23.04	20.73	AC-411
	3.00 (76.2)	8.00 (203.2)	17.00 (431.8)	377-1020-ND	28.70	24.03	21.61	AC-412
	3.00 (76.2)	10.00 (254)	12.00 (304.8)	377-1021-ND	32.20	26.96	24.29	AC-413
	3.00 (76.2)	10.00 (254)	14.00 (355.6)	377-1022-ND	32.80	27.50	24.76	AC-414
	2.00 (50.8)	10.00 (254)	17.00 (431.8)	377-1023-ND	29.20	24.43	22.01	AC-415
3.00 (76.2)	10.00 (254)	17.00 (431.8)	377-1024-ND	34.20	28.54	25.71	AC-416	
3.00 (76.2)	12.00 (304.8)	17.00 (431.8)	377-1025-ND	36.10	30.07	27.08	AC-418	
2.00 (50.8)	13.00 (330.2)	17.00 (431.8)	377-1026-ND	37.00	30.86	27.75	AC-419	
3.00 (76.2)	13.00 (330.2)	17.00 (431.8)	377-1027-ND	42.60	35.57	32.01	AC-420	
3.00 (76.2)	5.00 (127)	9.50 (241.3)	377-1028-ND	16.70	13.92	12.56	AC-421	
3.00 (76.2)	8.00 (203.2)	12.00 (304.8)	377-1029-ND	25.40	21.21	19.11	AC-424	
4.00 (101.6)	10.00 (254)	17.00 (431.8)	377-1030-ND	49.20	41.13	37.04	AC-427	
4.00 (101.6)	13.00 (330.2)	17.00 (431.8)	377-1031-ND	51.90	43.29	38.98	AC-428	
3.00 (76.2)	5.00 (127)	7.00 (177.8)	377-1032-ND	14.00	11.69	10.53	AC-429	
3.00 (76.2)	4.00 (101.6)	6.00 (152.4)	377-1033-ND	12.45	10.30	9.25	AC-430	
2.00 (50.8)	4.00 (101.6)	6.00 (152.4)	377-1034-ND	10.10	8.47	7.63	AC-431	

Color	Dimensions - Inch (mm)			Digi-Key Part No.	Price Each			Bud Ind. Part No.	
	A	B	C		1	10	50		
Fig. 2 — Plastiboxes — Style G									
Gray	1.50 (38.10)	2.25 (57.15)	3.62 (91.95)	377-1161-ND	6.70	5.59	5.00	PT-11308-G	
	1.50 (38.10)	3.25 (82.55)	5.62 (142.75)	377-1157-ND	12.20	10.19	9.00	PBS-11327-G	
	2.48 (62.99)	3.25 (82.55)	5.62 (142.75)	377-1162-ND	11.30	9.46	8.50	PT-11388-G	
	1.52 (38.61)	3.25 (82.55)	4.37 (111)	377-1158-ND	5.20	4.34	3.90	PBS-11532-G	
	1.52 (38.61)	3.25 (82.55)	5.62 (142.75)	377-1159-ND	5.50	4.60	4.20	PS-11543-G	
	2.52 (64.01)	4.87 (123.70)	6.87 (174.50)	377-1160-ND	6.80	5.65	5.10	PS-11553-G	
			377-1163-ND	7.20	6.00	5.50	PT-11557-G		
Fig. 3 — Plastiboxes — Style I									
Black	7.50 (190.50)	5.00 (127.00)	1.75 (44.45)	377-1572-ND	12.10	10.10	9.00	PT-11785-MP	
Fig. 4 — Hand-Held Grabber Enclosures — Style B									
Gray	1.71 (43.43)	5.16 (131.06)	9.33 (236.98)	377-1170-ND	19.00	15.85	14.50	HH-3420	
Fig. 5 — Hand-Held Grabber Enclosures — Style K									
Black	4.63 (117.60)	2.85 (72.39)	1.00 (25.40)	377-1550-ND	9.80	8.20	7.50	HH-3524	
	5.50 (139.70)	3.25 (82.55)	1.00 (25.40)	377-1551-ND	11.00	9.20	8.50	HH-3535	
Fig. 6 — Hand-Held Grabber Enclosures — Style L									
Black	5.71 (145.03)	3.54 (89.92)	1.26 (32.00)	377-1552-ND	7.10	5.90	5.40	HH-3580-B	
				377-1553-ND†	8.20	6.85	6.30	HH-3580-BCB	
Fig. 7 — Hand-Held Grabber Enclosures — Style M									
Black	3.26 (82.80)	5.98 (151.89)	1.31 (33.27)	377-1554-ND	7.40	6.20	5.70	HH-3600-B	
Fig. 8 — Hand-Held Grabber Enclosures — Style N									
Black	6.69 (169.93)	5.16 (131.06)	1.38 (35.05)	377-1555-ND	8.10	6.75	6.20	HH-3610-B	
				377-1556-ND†	9.20	7.70	7.20	HH-3610-BCB	
Accessories for Hand-Held Grabber Enclosures									
Tilt Stand for HH-3420				377-1171-ND	.90	.75	.70	HH-3440-TS	
Gasket for HH-3420				377-1172-ND	1.00	.85	.80	HH-3441-G	
Fig. 9 — Utility Cabinets									
Natural	5.00 (127)	6.00 (152.40)	4.00 (101.60)	377-1056-ND	14.10	11.75	10.75	AU-1029	
	6.00 (152.40)	6.00 (152.40)	6.00 (152.40)	377-1057-ND	20.60	17.20	15.75	AU-1039	
	9.00 (228.60)	6.00 (152.40)	5.00 (127)	377-1058-ND	22.40	18.70	17.25	AU-1040	
Metallic Gray	6.00 (152.40)	6.00 (152.40)	6.00 (152.40)	377-1059-ND	33.00	27.50	25.00	CU-1098	
	9.00 (228.60)	6.00 (152.40)	5.00 (127)	377-1060-ND	37.30	31.10	28.75	CU-1099	
	12.00 (304.80)	7.00 (177.80)	6.00 (152.40)	377-1061-ND	58.50	48.85	45.00	CU-1124	
	4.00 (101.60)	5.00 (127)	3.00 (76.20)	377-1062-ND	18.20	15.25	14.00	CU-728	
	5.00 (127)	6.00 (152.40)	4.00 (101.60)	377-1063-ND	22.40	18.65	17.25	CU-729	
	10.00 (254)	8.00 (203.20)	7.00 (177.80)	377-1064-ND	56.40	47.10	43.75	CU-879	
	15.00 (381)	9.00 (228.60)	7.00 (177.80)	377-1065-ND	80.10	66.95	61.50	CU-882	
	Fig. 10 — ABS Plastic Utiliboxes								
	Black	5.30 (134.62)	2.94 (74.68)	1.95 (49.53)	377-1165-ND	3.00	2.50	2.25	CU-1874-B
	Gray	5.30 (134.62)	2.94 (74.68)	1.95 (49.53)	377-1166-ND	3.00	2.50	2.25	CU-1874-G
Black	4.10 (104.14)	2.23 (57.40)	2.00 (50.80)	377-1167-ND	4.30	3.57	3.25	CU-793	
	5.59 (141.99)	4.34 (110.27)	1.84 (46.77)	377-1168-ND	7.20	6.00	5.50	CU-387	
	4.31 (109.47)	3.06 (77.72)	1.46 (37.08)	377-1169-ND	5.80	4.85	4.50	CU-388	
	4.60 (116.84)	3.10 (78.74)	1.87 (47.50)	377-1216-ND	7.20	6.00	5.50	CU-3281	
	4.60 (116.84)	4.60 (116.84)	2.37 (60.20)	377-1217-ND	8.00	6.69	6.20	CU-3282	
	6.10 (154.94)	4.60 (116.84)	2.37 (60.20)	377-1218-ND	9.20	7.70	7.20	CU-3283	
	7.60 (193.04)	4.60 (116.84)	2.37 (60.20)	377-1219-ND	11.10	9.27	8.70	CU-3284	
	5.07 (128.78)	3.57 (90.68)	1.59 (40.39)	377-1220-ND	6.70	5.60	5.10	CU-389	
	6.10 (154.94)	4.60 (116.84)	1.37 (34.80)	377-1536-ND	10.00	8.35	7.70	CU-3287	
	6.10 (154.94)	4.60 (116.84)	1.37 (34.80)	377-1537-ND	10.00	8.35	7.70	CU-3287-MB	
	6.10 (154.94)	4.60 (116.84)	1.37 (34.80)	377-1538-ND	10.00	8.35	7.70	CUR-3287	
	6.10 (154.94)	4.60 (116.84)	1.37 (34.80)	377-1539-ND	10.70	8.90	8.20	CUR-3287-C	
	6.10 (154.94)	4.60 (116.84)	1.37 (34.80)	377-1540-ND	10.70	8.94	8.20	CUR-3287-MB	
	6.10 (154.94)	4.60 (116.84)	1.37 (34.80)	377-1541-ND	10.00	8.32	7.70	CUR-3287-CMB	

† With Battery Compartment

(Continued)



Chassis Bottom Plates

Color	Dimensions - Inch (mm)		Digi-Key Part No.	Price Each			Bud Ind. Part No.
	Fits Width	Chassis Length		1	10	100	
Natural	4.00 (101.60)	6.00 (152.40)	377-1035-ND	5.00	4.17	3.75	BPA-1505
	6.00 (152.40)	8.00 (203.20)	377-1036-ND	7.10	5.85	5.28	BPA-1513
	8.00 (203.20)	10.00 (254)	377-1037-ND	8.80	7.34	6.60	BPA-1518
	8.00 (203.20)	12.00 (304.80)	377-1038-ND	10.70	8.97	8.08	BPA-1519
	8.00 (203.20)	17.00 (431.80)	377-1039-ND	11.00	9.22	8.28	BPA-1520
	10.00 (254)	12.00 (304.80)	377-1040-ND	10.70	8.97	8.08	BPA-1523
	10.00 (254)	14.00 (355.60)	377-1041-ND	10.70	8.97	8.08	BPA-1524
	12.00 (304.80)	17.00 (431.80)	377-1042-ND	15.30	12.79	11.53	BPA-1528
	14.00 (355.60)	17.00 (431.80)	377-1043-ND	16.20	13.52	12.15	BPA-1529
	15.00 (381)	17.00 (431.80)	377-1044-ND	20.30	16.94	15.26	BPA-1530
	17.00 (431.80)	17.00 (431.80)	377-1045-ND	24.70	20.61	18.56	BPA-1531
	5.00 (127)	7.00 (177.80)	377-1046-ND	4.90	4.07	3.65	BPA-1589
	5.00 (127)	9.50 (241.30)	377-1047-ND	5.00</			

Fig. 11 — Die Cast Econobox with or without Mounting Flanges

- ADC-10 aluminum alloy
- Heavy duty .09" thick external wall mounting bracket
- Mounts to wall or panel with #10 size screws (not included)

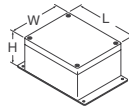


Fig. 12 — Extruded Aluminum Boxes

- One piece extruded aluminum housing
- Individual aluminum end panels
- ABS plastic panel bezels
- Internal PCB card guides

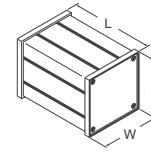
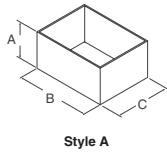
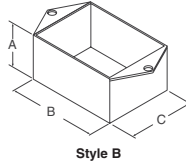


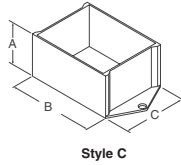
Fig. 13 — Potting Boxes



Style A



Style B

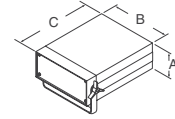


Style C

- ABS thermoplastic • UL94V-0 flammability rating • Suggested service temperature -20°C - 70°C • Optional close-fitting covers available in all sizes

Fig. 14 — TR Series Cabinets

- Top and bottom .05" aluminum; front panel .09" aluminum
- Extruded aluminum frame
- Corner gussets for added support
- Carrying handle may be used as tilting bail
- Front panel, self-adhesive rubber feet and handle/bail included
- Royal blue texture body with white frame and bail



Econoboxes

Finish	Dimensions - Inch (mm)			Digi-Key Part No.	Price Each			Bud Ind. Part No.
	L	W	H		1	10	100	
Fig. 11 — Econobox Enclosures								
Natural	3.62 (91.95)	1.50 (38.10)	1.21 (30.73)	377-1107-ND	6.90	5.75	5.20	CU-123
	4.37 (117.80)	2.37 (60.198)	1.21 (30.73)	377-1108-ND	7.20	6.05	5.45	CU-124
	4.68 (118.87)	3.68 (93.47)	2.21 (56.13)	377-1109-ND	11.60	9.65	8.70	CU-234
	7.39 (187.81)	4.70 (119.38)	2.21 (56.13)	377-1110-ND	19.60	16.35	14.70	CU-247
	7.39 (187.71)	4.70 (119.38)	3.21 (81.53)	377-1111-ND	23.00	19.20	17.30	CU-347
	Fig. 11 — Econoboxes with Mounting Flanges							
Natural	3.62 (91.95)	1.50 (38.10)	1.21 (30.73)	377-1462-ND	13.10	10.94	9.86	CU-4123
Black	3.62 (91.95)	1.50 (38.10)	1.21 (30.73)	377-1463-ND	15.06	12.53	11.25	CU-4123-B
Natural	4.37 (111.00)	2.37 (60.20)	1.21 (30.73)	377-1464-ND	16.70	13.92	12.53	CU-4124
Black	4.37 (111.00)	2.37 (60.20)	1.21 (30.73)	377-1465-ND	18.10	15.07	13.55	CU-4124-B
Natural	4.68 (118.87)	3.68 (93.47)	2.21 (56.13)	377-1466-ND	22.00	18.34	16.50	CU-4234
Black	4.68 (118.87)	3.68 (93.47)	2.21 (56.13)	377-1467-ND	24.50	20.40	18.38	CU-4234-B
Natural	7.39 (187.71)	4.70 (119.38)	2.21 (56.13)	377-1468-ND	29.30	24.44	21.98	CU-4247
Black	7.39 (187.71)	4.70 (119.38)	2.21 (56.13)	377-1469-ND	33.80	28.17	25.39	CU-4247-B
Natural	7.39 (187.71)	4.70 (119.38)	3.21 (81.53)	377-1470-ND	34.30	28.61	25.76	CU-4347
Black	7.39 (187.71)	4.70 (119.38)	3.21 (81.53)	377-1471-ND	38.80	32.34	29.10	CU-4347-B
Natural	2.00 (50.8)	2.00 (50.8)	1.25 (31.75)	377-1472-ND	12.50	10.42	9.41	CU-4470
Black	2.00 (50.8)	2.00 (50.8)	1.25 (31.75)	377-1473-ND	13.50	11.28	10.13	CU-4470-B
Natural	4.33 (109.98)	3.25 (82.55)	1.75 (44.45)	377-1474-ND	18.60	15.50	13.99	CU-4471
Black	4.33 (109.98)	3.25 (82.55)	1.75 (44.45)	377-1475-ND	20.90	17.42	15.71	CU-4471-B
Natural	4.75 (120.65)	3.15 (80.01)	2.33 (59.18)	377-1476-ND	21.60	18.00	16.24	CU-4472
Black	4.75 (120.65)	3.15 (80.01)	2.33 (59.18)	377-1477-ND	24.50	20.40	18.38	CU-4472-B
Natural	4.68 (118.87)	3.68 (93.47)	1.34 (34.04)	377-1478-ND	20.40	16.98	15.27	CU-4473
Black	4.68 (118.87)	3.68 (93.47)	1.34 (34.04)	377-1479-ND	22.90	19.11	17.21	CU-4473-B
Natural	4.75 (120.65)	4.75 (120.65)	2.33 (59.18)	377-1480-ND	26.70	22.28	20.06	CU-4474
Black	4.75 (120.65)	4.75 (120.65)	2.33 (59.18)	377-1481-ND	30.40	25.34	22.80	CU-4474-B
Natural	4.75 (120.65)	4.75 (120.65)	3.75 (95.25)	377-1482-ND	30.80	25.69	23.10	CU-4475
Black	4.75 (120.65)	4.75 (120.65)	3.75 (95.25)	377-1483-ND	34.50	28.75	25.91	CU-4475-B
Natural	6.00 (152.4)	3.25 (82.55)	2.00 (50.8)	377-1484-ND	25.80	21.50	19.35	CU-4476
Black	6.00 (152.4)	3.25 (82.55)	2.00 (50.8)	377-1485-ND	28.70	23.90	21.50	CU-4476-B
Natural	7.39 (187.71)	4.70 (119.38)	1.50 (38.1)	377-1486-ND	26.90	22.42	20.21	CU-4477
Black	7.39 (187.71)	4.70 (119.38)	1.50 (38.1)	377-1487-ND	31.40	26.15	23.55	CU-4477-B
Natural	7.50 (190.5)	7.50 (190.5)	2.62 (66.55)	377-1488-ND	42.70	35.61	32.06	CU-4478
Black	7.50 (190.5)	7.50 (190.5)	2.62 (66.55)	377-1489-ND	48.30	40.28	36.23	CU-4478-B
Natural	4.37 (111.00)	2.37 (60.20)	2.13 (54.10)	377-1490-ND	19.90	16.61	14.96	CU-4479
Black	4.37 (111.00)	2.37 (60.20)	2.13 (54.10)	377-1491-ND	21.30	17.75	15.98	CU-4479-B

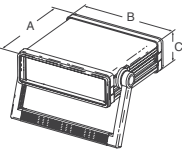
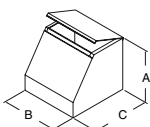
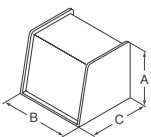
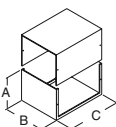
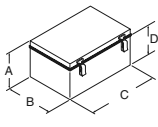
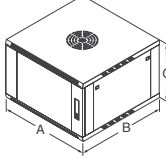
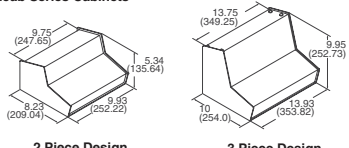
Extruded Aluminum Boxes

Dimensions - Inch (mm)	Digi-Key Part No.	Price Each			Bud Ind. Part No.		
		L	W	H		1	10
Fig. 12 — Extruded Aluminum Boxes							
3.81 (96.77)	377-1492-ND	3.14 (79.76)	1.57 (39.88)	13.00	10.85	9.75	EX-4500
5.38 (136.65)	377-1493-ND	3.14 (79.76)	1.57 (39.88)	16.50	13.75	12.40	EX-4501
6.96 (176.78)	377-1494-ND	3.14 (79.76)	1.57 (39.88)	20.00	16.65	15.00	EX-4502
6.14 (155.96)	377-1495-ND	6.14 (155.96)	3.18 (80.77)	25.00	20.85	18.75	EX-4521
6.96 (176.78)	377-1496-ND	6.14 (155.96)	3.18 (80.77)	30.50	25.40	22.85	EX-4522
9.32 (236.73)	377-1497-ND	6.14 (155.96)	3.18 (80.77)	38.50	32.10	28.90	EX-4523
5.38 (136.65)	377-1498-ND	3.82 (97.03)	3.82 (97.03)	20.50	17.10	15.40	EX-4541
6.96 (176.78)	377-1499-ND	3.82 (97.03)	3.82 (97.03)	25.50	21.25	19.15	EX-4542
9.32 (236.73)	377-1500-ND	3.82 (97.03)	3.82 (97.03)	31.50	26.25	23.65	EX-4543

Style	Color	Dimensions - Inch (mm)			Digi-Key Part No.	Price Each		Bud Ind. Part No.
		A	B	C		1	10	
Fig. 13 — Potting Boxes								
A	Black	1.00 (25.4)	2.00 (50.8)	1.50 (38.1)	377-1173-ND	1.22	1.02	PB-1558
		1.50 (38.1)	3.00 (76.2)	2.00 (50.8)	377-1176-ND	1.77	1.48	PB-1559
		.75 (19.05)	1.00 (25.4)	1.00 (25.4)	377-1180-ND	.71	.59	PB-1577
B	Black	1.00 (25.4)	2.00 (50.8)	1.50 (38.1)	377-1175-ND	1.33	1.11	PB-1558-TF
		1.50 (38.1)	3.00 (76.2)	2.00 (50.8)	377-1178-ND	1.91	1.60	PB-1559-TF
		1.50 (38.1)	3.00 (76.2)	3.00 (76.2)	377-1179-ND	1.92	1.61	PB-1576-TF
C	Black	1.00 (25.4)	2.00 (50.8)	1.50 (38.1)	377-1174-ND	1.33	1.11	PB-1558-BF
		1.50 (38.1)	3.00 (76.2)	2.00 (50.8)	377-1177-ND	1.91	1.60	PB-1559-BF
Optional Close-Fitting Covers								
Cover for PB-1558-BF					377-1181-ND	.70	.59	PBC-1558-C
Cover for PB-1558/1558-TF					377-1182-ND	.70	.59	PBC-1558-CN
Cover for PB-1559-BF					377-1183-ND	.82	.69	PBC-1559-C
Cover for PB-1559/1559-TF					377-1184-ND	.80	.67	PBC-1575-C
Cover for PB-1576-TF					377-1185-ND	1.04	.87	PBC-1576-C
Cover for PB-1577					377-1186-ND	.42	.36	PBC-1577-C

Small Cabinets

Color	Dimensions - Inch (mm)			Digi-Key Part No.	Price Each		Bud Ind. Part No.	
	A	B	C		1	5		10
Fig. 14 — TR Series								
Blue/White	3.50 (88.9)	8.31 (211.07)	10.75 (273.05)	377-1312-ND	261.70	218.53	—	TR-6100
	5.25 (133.35)	8.31 (211.07)	13.25 (336.55)	377-1313-ND	280.20	233.94	—	TR-6101
	7.00 (177.8)	11.06 (280.9)	13.25 (336.55)	377-1055-ND	320.80	267.83	—	TR-6102
Fig. 15 — Aluminum Instrument Cases								
Natural	12.93 (328.42)	8.27 (210.06)	2.72 (69.09)	377-1561-ND	108.20	—	90.35	IA-6160
	12.93 (328.42)	10.16 (258.06)	2.72 (69.09)	377-1562-ND	125.90	—	105.15	IA-6161
	12.93 (328.42)	8.27 (210.06)	4.92 (124.97)	377-1563-ND	133.50	—	111.45	IA-6162
	12.93 (328.42)	10.16 (258.06)	4.02 (102.11)	377-1564-ND	147.80	—	123.40	IA-6163
Fig. 16 — Sloping Panel Cabinets								
Metallic Gray	6.50 (165.1)	7.06 (179.3)	7.31 (185.7)	377-1066-ND	63.00	—	52.70	C-1584
	6.50 (165.1)	9.06 (230.1)	7.31 (185.7)	377-1067-ND	60.70	—	50.65	C-1585
	6.50 (165.1)	11.06 (280.9)	7.31 (185.7)	377-1068-ND	71.25	—	59.40	C-1586
	8.00 (203.2)	10.06 (255.5)	8.00 (203.2)	377-1069-ND	76.20	—	63.60	C-1588
	8.00 (203.2)	13.06 (331.7)	8.50 (215.9)	377-1070-ND	101.50	—	84.80	C-1892
	10.00 (254)	18.06 (458.37)	10.50 (266.7)	377-1071-ND	149.90	—	125.10	C-1893
Natural	8.00 (203.2)	14.06 (357.1)	8.00 (203.2)	377-1072-ND	92.60	—	77.35	C-1894
	9.00 (228.6)	18.06 (458.7)	8.18 (207.78)	377-1073-ND	128.90	—	107.65	C-1896
	Fig. 17 — Slope Enclosures, Solid Top (.09" Base, .05" Cover with Rubber Feet)							
Black/White	4.25 (107.95)	4.93 (125.22)	5.00 (127)	377-1074-ND*	42.90	35.80	—	SC-12100
	3.25 (82.55)	11.93 (303.02)	10.00 (254)	377-1075-ND	77.10	64.40	—	SC-12101
Fig. 18 — Mini Boxes								
Gray	1.62 (41.15)	2.12 (53.85)	2.75 (69.85)	377-1076-ND	6.45	—	5.30	CU-2100-B
	1.62 (41.15)	2.12 (53.85)	3.25 (82.55)	377-1077-ND	7.00	—	5.82	CU-2101-B
	1.62 (41.15)	2.12 (53.85)	4.00 (101.6)	377-1078-ND	7.30	—	6.07	CU-2102-B
	2.25 (57.15)	2.25 (57.15)	4.00 (101.6)	377-1079-ND	7.50	—	6.27	CU-2103-B
	3.00 (76.2)	4.00 (101.6)	5.00 (127)	377-1080-ND	11.10	—	9.27	CU-2105-B
	2.12 (53.85)	3.00 (76.2)	5.25 (133.35)	377-1081-ND	9.80	—	8.08	CU-2106-B
	4.00 (101.6)	5.00 (127)	6.00 (152.4)	377-1082-ND	17.00	—	14.26	CU-2107-B
	3.00 (76.2)	5.00 (127)	7.00 (177.8)	377-1083-ND	16.40	—	13.72	CU-2108-B
	3.50 (88.9)	6.00 (152.4)	8.00 (203.2)	377-1084-ND	25.60	—	21.40	CU-2109-B
	3.50 (88.9)	6.00 (152.4)	10.00 (254)	377-1085-ND	27.20	—	22.70	CU-2110-B
	4.00 (101.6)	7.00 (177.8)	12.00 (304.8)	377-1086-ND	36.00	—	30.10	CU-2111-B
	Natural	1.62 (41.15)	2.12 (53.85)	2.75 (69.85)	377-1087-ND	4.60	—	3.85
1.62 (41.15)		2.12 (53.85)	3.25 (82.55)	377-1088-ND	5.25	—		

<p>Fig. 15 — Aluminum Instrument Case</p> <ul style="list-style-type: none"> Aluminum body with plastic front and rear bezels Removable front and rear panels Adjustable locking aluminum/plastic handle Extruded internal grooves for horizontal mounting of circuit board, chassis or panel 	<p>Fig. 16 — Sloping Panel Cabinets</p> <ul style="list-style-type: none"> Steel Removable front panel Hinged top opens completely for access to components mounted on chassis 	<p>Fig. 17 — Slope Enclosure</p> 	<p>Fig. 18 — Mini Boxes</p> <ul style="list-style-type: none"> 0.4" aluminum alloy Two sections slip together and may be joined by either built-in snap lock or sheet metal screws (included) 
<p>Fig. 19 — Gasketed Enclosures</p> <p>Meets NEMA 1, 2, 4, 4X, 12 and 13 Ratings.</p> <p>Indoor Version: • ABS/PC blended plastic with UL94-5VB flammability rating • Clear doors polycarbonate with UL94V-0 flammability rating • Suggested service temperature -40°C - 70°C</p> 	<p>Fig. 20 — VisionCab Cabinets</p> <ul style="list-style-type: none"> Versatile steel cabinet EIA spacing Supplied with see-thru removable front door with clear acrylic window Equipped with 110VAC, 105CFM exhaust fan for cooling 	<p>Fig. 21 — Small Compucab Series Cabinets</p> <ul style="list-style-type: none"> Dual-slope keyboard styling Base and side .09" aluminum; back panel and cover .05" aluminum Rubber feet included  <p>2 Piece Design 3 Piece Design</p>	

Color	Dimensions - Inch (mm)			Digi-Key Part No.	Price Each			Bud Ind. Part No.
	A	B	C		1	5	10	
Natural	1.62 (41.15)	2.12 (53.85)	4.00 (101.6)	377-1089-ND	5.70	—	4.75	CU-3002-A
	2.25 (57.15)	2.25 (57.15)	4.00 (101.6)	377-1090-ND	6.10	—	5.05	CU-3003-A
	2.25 (57.15)	2.25 (57.15)	5.00 (127)	377-1091-ND	7.30	—	6.10	CU-3004-A
	3.00 (76.2)	4.00 (101.6)	5.00 (127)	377-1092-ND	9.20	—	7.65	CU-3005-A
	2.12 (53.85)	3.00 (76.2)	5.25 (133.35)	377-1093-ND	7.40	—	6.10	CU-3006-A
	4.00 (101.6)	5.00 (127)	6.00 (152.4)	377-1094-ND	13.20	—	11.05	CU-3007-A
	3.00 (76.2)	5.00 (127)	7.00 (177.8)	377-1095-ND	11.90	—	9.95	CU-3008-A
	3.50 (88.9)	6.00 (152.4)	8.00 (203.2)	377-1096-ND	15.50	—	12.95	CU-3009-A
	3.50 (88.9)	6.00 (152.4)	10.00 (254)	377-1097-ND	19.60	—	16.35	CU-3010-A
	4.00 (101.6)	7.00 (177.8)	12.00 (304.8)	377-1098-ND	27.30	—	22.80	CU-3011-A

* Single knockout only — centered

UL/NEMA/IEC Gasketed Enclosures

Color	Dimensions - Inch (mm)				Digi-Key Part No.	Price Each			Bud Ind. Part No.
	A	B	C	D		1	5	15	
Fig. 19 — NBA Series — Stainless Steel Hinges									
7.09 (180.09)	11.80 (299.72)	7.85 (199.39)	5.90 (149.86)	377-1138-ND†	67.30	56.07	50.45	NBA-10144	
7.09 (180.09)	15.75 (400.05)	11.80 (299.72)	5.90 (149.86)	377-1139-ND†	99.20	82.67	74.43	NBA-10148	
5.97 (151.64)	11.80 (299.72)	7.85 (199.39)	4.80 (121.92)	377-1140-ND§	63.90	53.25	47.96	NBA-10162	
Fig. 19 — NBB Series — Plastic Hinges									
3.57 (90.68)	5.90 (149.86)	5.90 (149.86)	2.75 (69.85)	377-1141-ND†	20.20	16.85	15.15	NBB-10240	
5.50 (141.35)	11.28 (286.512)	7.47 (189.79)	4.33 (109.98)	377-1142-ND†	44.00	36.65	32.98	NBB-10243	
7.04 (178.82)	13.00 (330.2)	13.00 (330.2)	5.86 (148.84)	377-1143-ND†	60.80	50.67	45.63	NBB-10245	
6.30 (160.02)	15.68 (398.27)	11.73 (297.94)	5.11 (129.79)	377-1144-ND†	58.40	48.65	43.80	NBB-10247	
3.57 (90.68)	5.90 (149.86)	5.90 (149.86)	2.75 (69.85)	377-1245-ND§	23.20	19.32	17.38	NBB-10260	
3.57 (90.68)	5.90 (149.86)	5.90 (149.86)	2.75 (69.85)	377-1246-ND†	23.40	19.52	17.58	NBB-15240	
Fig. 19 — NBD Series — Non-Metallic Phillips Drive Fasteners									
5.03 (127.76)	7.48 (189.99)	11.02 (279.91)	3.85 (97.79)	377-1145-ND†	44.70	37.25	33.53	NBD-10442	
Fig. 19 — NBE Series — Plastic Hinges / Aluminum Swing-out Panel									
5.50 (141.35)	7.47 (189.79)	11.28 (286.512)	4.33 (109.98)	377-1146-ND§	82.70	69.06	62.13	NBE-10563	
6.30 (160.02)	11.73 (297.94)	15.68 (398.27)	5.11 (129.79)	377-1147-ND§	108.30	90.45	81.41	NBE-10567	
7.85 (199.39)	14.64 (371.86)	19.17 (486.92)	6.67 (169.42)	377-1148-ND§	163.90	136.87	123.17	NBE-10573	

† Solid doors § Clear doors

VisionCab Cabinets

Color	Dimensions - Inch (mm)			Panel Space Height - In. (mm)	Digi-Key Part No.	Price Each		Bud Ind. Part No.
	A	B	C			1	10	
Fig. 20 — Black								
23.62 (599.95)	23.62 (599.95)	15.29 (388.37)	10.50 (266.70)	377-1581-ND	293.40	220.05	VC-9930	
23.62 (599.95)	23.62 (599.95)	20.54 (521.72)	15.75 (400.05)	377-1582-ND	337.80	253.35	VC-9931	
23.62 (599.95)	23.62 (599.95)	25.79 (655.07)	21.00 (533.40)	377-1583-ND	404.50	303.36	VC-9932	
23.62 (599.95)	23.62 (599.95)	31.04 (788.42)	26.25 (666.75)	377-1584-ND	488.90	366.66	VC-9933	
23.62 (599.95)	23.62 (599.95)	36.29 (921.77)	31.50 (800.10)	377-1585-ND	546.70	410.00	VC-9934	

Small Cabinets

Description	Digi-Key Part No.	1	5	15	Bud Ind. Part No.
Fig. 21 — Compucab Series — Small Metal Enclosures					
2 Piece Design	377-1296-ND	83.00	69.30	62.35	SC-13100
3 Piece Design	377-1297-ND	161.60	134.90	121.41	SC-13101

Color	Dimensions - Inch (mm)			Digi-Key Part No.	Price Each			Bud Ind. Part No.
	A	B	C		1	5	10	
Fig. 22 — Champion Series Cabinets								
Black	6.00 (152.4)	12.00 (304.8)	10.00 (254)	377-1210-ND	89.30	—	74.52	CS-11212-BT
	8.00 (203.2)	9.00 (228.6)	8.00 (203.2)	377-1211-ND	87.00	—	72.58	CS-11214-BT
	8.00 (203.2)	12.00 (304.8)	10.00 (254)	377-1212-ND	97.80	—	81.62	CS-11216-BT

Color	Dimensions - Inch (mm)			Digi-Key Part No.	Price Each			Bud Ind. Part No.
	A	B	C		1	5	10	
Fig. 23 — Portacab Cabinets								
Gray	8.00 (203.2)	6.12 (155.45)	8.00 (203.2)	377-1315-ND	107.70	89.85	—	WA-1540
	9.00 (228.6)	8.12 (206.25)	12.00 (304.8)	377-1316-ND	148.70	124.15	—	WA-1541
	8.00 (203.2)	10.12 (257.05)	8.00 (203.2)	377-1317-ND	126.50	105.70	—	WA-1542
	11.00 (279.4)	11.12 (282.45)	18.00 (457.2)	377-1318-ND	202.80	169.37	—	WA-1543

Color	Dimensions - Inch (mm)			Digi-Key Part No.	Price Each			Bud Ind. Part No.
	A	B	C		1	5	10	
Fig. 24 — Converta Boxes								
Natural	2.00 (50.8)	8.00 (203.2)	4.00 (101.6)	377-1221-ND	17.30	—	14.45	CU-482-A
	2.50 (63.5)	9.50 (241.3)	5.00 (127)	377-1222-ND	19.80	—	16.55	CU-592-A
	2.50 (63.5)	12.00 (304.8)	6.00 (152.4)	377-1223-ND	26.00	—	21.75	CU-622-A

Style	Color	Dimensions - Inch (mm)			Digi-Key Part No.	Price Each		Bud Ind. Part No.
		A	B	C		1	10	
Fig. 25 — Plasticases								
1	Gray	1.53 (38.86)	5.08 (129.03)	5.30 (134.62)	377-1149-ND	14.60	12.19	PC-11402
		2.52 (64.01)	8.10 (205.74)	6.32 (160.53)	377-1150-ND	22.40	18.67	PC-11408
		2.56 (65.02)	10.24 (260.10)	7.09 (180.09)	377-1156-ND	32.80	27.35	PC-11482-A
2	Black	4.02 (102.11)	9.72 (246.89)	8.66 (219.96)	377-1155-ND	109.40	91.30	PC-11438
		3.30 (83.82)	6.12 (155.49)	6.32 (160.53)	377-1151-ND	23.10	19.25	PC-11410
		3.30 (83.82)	8.10 (205.74)	6.32 (160.53)	377-1152-ND	26.70	22.31	PC-11412
H	Black	4.04 (102.62)	6.12 (155.49)	6.32 (160.53)	377-1153-ND	24.30	20.29	PC-11414
		4.04 (102.62)	8.10 (205.74)	6.32 (160.53)	377-1154-ND	28.40	23.73	PC-11416
		9.18 (233.17)	5.25 (133.35)	1.68 (42.67)	377-1570-ND	13.30	11.10	PC-11640
		9.18 (233.17)	5.25 (133.35)	2.36 (59.94)	377-1571-ND	13.70	11.45	PC-11645

Fig. 26 — Accessories					
Battery Clip, 1 - 9V Cell	377-1549-ND	1.20	1.00	HH-3449	
Battery Holder, 2-AAA Cells	377-1557-ND	1.70	1.42	HH-3630	
Battery Holder, 4-AAA Cells	377-1558-ND	2.90	2.42	HH-3631	
Battery Holder, 2-AA Cells	377-1559-ND	1.70	1.42	HH-3632	
Battery Holder, 4-AA Cells	377-1560-ND	2.90	2.42	HH-3633	

(Continued)

More Product Available Online: www.digkey.com