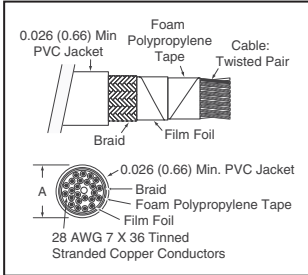


3M Round Jacketed/Shielded Twisted Pair Cable – 3644B Series



UL File No.: E118773



PHYSICAL SPECIFICATIONS:
 • Jacket Material: Polyvinyl Chloride (PVC) • Jacket Color: Beige • Primary Material: Polyolefin (PO)
 • Shielding: 0.001" (0.03mm) Thick Aluminum/Polyester Film Foil and 90% Coverage Tinned Copper Braid

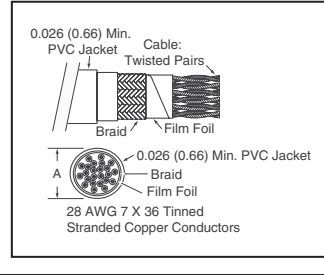
ELECTRICAL SPECIFICATIONS:
 • Voltage Rating: USA: N.E.C. 725, CL2; Canada: 150V; EU: <50V • Insulation Resistance: >1 x 10¹⁰Ω/10ft.

ENVIRONMENTAL SPECIFICATIONS:
 • Temperature Rating: USA: CL2: 75°C maximum; Canada: 80°C

Round Jacketed/Shielded Twisted Pair Cable – 3600B Series



UL File No.: E118773



PHYSICAL SPECIFICATIONS:
 • Jacket Material: Polyvinyl Chloride (PVC) • Jacket Color: Beige • Primary Material: PVC • Shielding: 0.001" (0.03mm) Thick Aluminum/Polyester Film Foil and 90% Coverage Tinned Copper Braid

ELECTRICAL SPECIFICATIONS:
 • Voltage Rating: USA: N.E.C. 725, CL2; Canada: 150V • Insulation Resistance: >1 x 10¹⁰Ω/10ft.

ENVIRONMENTAL SPECIFICATIONS:
 • Temperature Rating: USA: CL2: 75°C maximum; Canada: 80°C

No. of Contacts	Dimension A Inches (mm)	Digi-Key Part No.	Note: X in Digi-Key Part No. Represents No. of Feet		
			25 ft. ★	50 ft. ★	100 ft. ★
14	0.22 (5.6)	MB14T-X-ND	42.63	73.50	117.60
16	0.23 (5.8)	MB16T-X-ND	48.72	84.00	134.40
20	0.24 (6.1)	MB20T-X-ND	60.90	105.00	168.00
24	0.25 (6.4)	MB24T-X-ND	77.65	133.88	214.20
26	0.25 (6.4)	MB26T-X-ND	79.17	136.50	218.40
36	0.29 (7.4)	MB36T-X-ND	109.62	189.00	302.40
40	0.30 (7.6)	MB40T-X-ND	121.80	210.00	336.00
50	0.32 (8.1)	MB50T-X-ND	152.25	262.50	420.00
68	0.37 (9.4)	MB68T-X-ND	207.06	357.00	571.20
80	0.39 (9.9)	MB80T-X-ND	247.26	426.31	682.10
100	0.44 (11.2)	MB100T-X-ND	309.08	532.90	852.64

★ Cable available on a xxx ft. roll

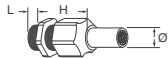
No. of Contacts	Dimension A Inches (mm)	Digi-Key Part No.	Note: X in Digi-Key Part No. Represents No. of Feet		
			25 ft. ★	50 ft. ★	100 ft. ★
14	0.22 (5.6)	MB14S-X-ND	29.06	50.10	80.16
20	0.24 (6.1)	MB20S-X-ND	45.80	78.96	126.34
24	0.25 (6.4)	MB24S-X-ND	49.81	85.88	137.40
26	0.25 (6.4)	MB26S-X-ND	53.97	93.05	148.88
36	0.29 (7.4)	MB36S-X-ND	78.10	134.66	215.46
40	0.30 (7.6)	MB40S-X-ND	79.06	136.31	218.10
50	0.32 (8.1)	MB50S-X-ND	93.89	161.88	259.00
68	0.36 (9.1)	MB68S-X-ND	113.46	195.61	312.98
80	0.39 (9.9)	MB80S-X-ND	166.06	286.31	458.10
100	0.44 (11.2)	MB100S-X-ND	204.68	352.90	564.64

★ Cable available on a xxx ft. roll



AMERICAN ELECTRICAL INC.
 MFG. for AMERICAN ELECTRICAL INC. by AGRO

Tight Seal IP68 Nylon Cable Grips (Glands) with Lock Nuts



Application: The use of synthetic cable grips is almost unlimited within the electrical and electronics industry. Installations where cables must be led safely through a wall of an enclosure will be specified with cable grips. Synthetic cable grips are specified to: • Secure the cable to the enclosure's wall to provide excellent pull-out resistance. • Seal and protect the inside of the enclosure from the unwanted affects of the environment. These contaminants may be water, gas, chemical vapors, or fumes. • Reduce material cost due to use of lighter, less expensive materials, as well as, eliminating the need for running conduit.

Technical Data:

- **Material:** Polyamide PA 6, Self-Extinguishing, Halogen-free
- **Seal:** Neoprene, Oil, and Petroleum Resistant
- **Operating Temperature:** Static (-40°C - 100°C), Dynamic (-30°C - 80°C)
- **Safety Class:** IP68, Waterproof (5 Bar)
- **VDE Test Report:** 12 796-9000-4001/A 2 J

Color	Thread Type	Cable Diameter (mm)	Dim. (mm) H L	Digi-Key Part No.	Price Each			American Electrical Part No.
					1	10	100	
Black	7-PG	2.5 - 6.5	21 8	288-1164-ND	1.65	1.49	1.16	1545.07.06
	9-PG	3.0 - 8.0	23 8	288-1165-ND	1.93	1.74	1.35	1545.09.08
	11-PG	4.0 - 10.0	22 8	288-1166-ND	2.08	1.87	1.46	1545.11.10
	11-PG	2.0 - 7.0	22 8	288-1167-ND	2.30	2.07	1.61	1545.11.07
	13-PG	5.5 - 12.0	26 9	288-1168-ND	2.40	2.16	1.68	1545.13.12
	13-PG	3.0 - 7.0	26 9	288-1169-ND	2.60	2.34	1.82	1545.13.07
	16-PG	8.5 - 14.0	30 10	288-1170-ND	2.68	2.41	1.88	1545.16.14
	16-PG	5.0 - 11.0	30 10	288-1171-ND	2.95	2.66	2.07	1545.16.11
	21-PG	11.0 - 18.0	35 11	288-1172-ND	4.25	3.83	2.98	1545.21.18
	21-PG	6.5 - 14.0	35 11	288-1173-ND	4.55	4.10	3.19	1545.21.14
	3/8-NPT	3.0 - 8.0	23 8	288-1178-ND	1.98	1.78	1.39	1545.N0375.08
	1/2-NPT	5.5 - 12.0	26 9	288-1179-ND	2.55	2.30	1.79	1545.N0500.12
1/2-NPT	3.0 - 7.0	26 9	288-1180-ND	2.70	2.43	1.89	1545.N0500.07	
3/4-NPT	11.0 - 18.0	35 11	288-1181-ND	3.60	3.24	2.52	1545.N0750.18	
3/4-NPT	6.5 - 14.0	35 11	288-1182-ND	3.83	3.45	2.68	1545.N0750.14	
1-NPT	17.0 - 22.0	36 15	288-1183-ND	5.03	4.53	3.52	1545.N1000.22	

Color	Thread Type	Cable Diameter (mm)	Dim. (mm) H L	Digi-Key Part No.	Price Each			American Electrical Part No.
					1	10	100	
Gray	7-PG	2.5 - 6.5	21 8	288-1184-ND	1.65	1.49	1.16	1555.07.06
	9-PG	3.0 - 8.0	23 8	288-1185-ND	1.93	1.74	1.35	1555.09.08
	11-PG	4.0 - 10.0	22 8	288-1186-ND	2.08	1.87	1.46	1555.11.10
	11-PG	2.0 - 7.0	22 8	288-1187-ND	2.30	2.07	1.61	1555.11.07
	13-PG	5.5 - 12.0	26 9	288-1188-ND	2.40	2.16	1.68	1555.13.12
	13-PG	3.0 - 7.0	26 9	288-1189-ND	2.60	2.34	1.82	1555.13.07
	16-PG	8.5 - 14.0	30 10	288-1190-ND	2.68	2.41	1.88	1555.16.14
	16-PG	5.0 - 11.0	30 10	288-1191-ND	2.95	2.66	2.07	1555.16.11
	21-PG	11.0 - 18.0	35 11	288-1192-ND	4.25	3.83	2.98	1555.21.18
	21-PG	6.5 - 14.0	35 11	288-1193-ND	4.55	4.10	3.19	1555.21.14
	3/8-NPT	3.0 - 8.0	23 8	288-1198-ND	1.98	1.78	1.39	1555.N0375.08
	1/2-NPT	5.5 - 12.0	26 9	288-1199-ND	2.55	2.30	1.79	1555.N0500.12
1/2-NPT	3.0 - 7.0	26 9	288-1200-ND	2.70	2.43	1.89	1555.N0500.07	
3/4-NPT	11.0 - 18.0	35 11	288-1201-ND	3.60	3.24	2.52	1555.N0750.18	
3/4-NPT	6.5 - 14.0	35 11	288-1202-ND	3.83	3.45	2.68	1555.N0750.14	
1-NPT	17.0 - 22.0	36 15	288-1203-ND	5.03	4.53	3.52	1555.N1000.22	



Amphenol Industrial Cord Grips

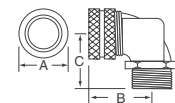
Aluminum Body and Compression Nut with Washer and Single Hole Oil-Resistant Grommet

This small body connector is ideal for internal uses, as well as conduit hub and panelboard mounting into threaded bodies or with locknuts. Complete units listed require no other parts except cable. Suitable for use in hazardous locations per National Electric Code Class 1, Div.2; Class II, Div. 1 & 2; Class III, Div. 1 & 2. UL listed File No. E53509 and Certified File No. LR-64107.

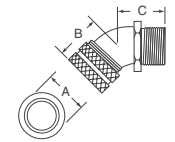
Conduit Hub Size - Inch	Panel Hole Size - Inch	Cord Diameter Range	Dimensions - Inches			Digi-Key Part No.	Price Each			Amphenol Part No.
			A	B	C		1	10	50	
90° Elbow Body, Male Thread										
1/2	7/8 NPT	.375 - .500	1.13	1.88†	1.44	DB-990-ND	16.93	11.85	8.81	DB-990
1/2	7/8 NPT	.500 - .625*	1.13	1.88†	1.44	DB-1090-ND	16.93	11.85	8.81	DB-1090
45° Elbow Body, Male Thread										
1/2	7/8 NPT	.375 - .500	1.13	1.31†	1.31	DB-945-ND	22.16	14.47	12.13	DB-945
1/2	7/8 NPT	.500 - .625	1.13	1.31†	1.31	DB-1045-ND	22.16	14.47	12.13	DB-1045

* Maximum cord size will not pass through body without removing outer jacket. † Dimension B with nut snug, grommet not compressed.

90° Elbow Body



45° Elbow Body



More Product Available Online: www.digkey.com

Toll-Free: 1-800-344-4539 • Phone 218-681-6674 • Fax: 218-681-3380

(T083) 2165