



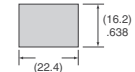
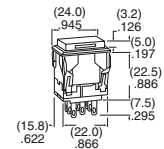
Illuminated Pushbutton Switches LB Series Standard Size Snap-in Mount (Cont.)

Dimensions in (mm) Inch

Fig.	Circuit	Switching Function	Color	Digi-Key Part No.	1	25	100	NKK Part No.
LB Series Round Bezel Switches — RoHS Compliant								
2	DPDT	On-On	Amber	360-2030-ND	14.65	10.66	9.66	LB16CKW01-5D-JD-RO
		On-On	Green	360-2031-ND	14.65	10.66	9.66	LB16CKW01-5F-JF-RO
		On-Mom	Red	360-2038-ND	15.62	11.36	10.30	LB25CKW01-5C-JC-RO
		On-Mom	Amber	360-2039-ND	15.62	11.36	10.30	LB25CKW01-5D-JD-RO
		On-Mom	Green	360-2040-ND	15.62	11.36	10.30	LB25CKW01-5F-JF-RO
		On-On	Red	360-2047-ND	17.07	12.42	11.06	LB26CKW01-5C-JC-RO
		On-On	Amber	360-2048-ND	17.07	12.42	11.06	LB26CKW01-5D-JD-RO
		On-On	Green	360-2049-ND	17.07	12.42	11.06	LB26CKW01-5F-JF-RO
LB Series Rectangular Bezel Switches								
3	SPDT	On-Mom	Red	360-2023-ND	13.20	9.60	8.70	LB15RKW01-5C-JC-RO
		On-Mom	Amber	360-2024-ND	13.20	9.60	8.70	LB15RKW01-5D-JD-RO
		On-Mom	Green	360-2025-ND	13.20	9.60	8.70	LB15RKW01-5F-JF-RO
		On-On	Red	360-2032-ND	14.65	10.66	9.66	LB16RKW01-5C-JC-RO
		On-On	Amber	360-2033-ND	14.65	10.66	9.66	LB16RKW01-5D-JD-RO
		On-On	Green	360-2034-ND	14.65	10.66	9.66	LB16RKW01-5F-JF-RO
	DPDT	On-Mom	Red	360-2041-ND	15.62	11.36	10.30	LB25RKW01-5C-JC-RO
		On-Mom	Amber	360-1674-ND	15.62	11.36	10.30	LB25RKW01-5D-JD-RO
		On-Mom	Amber	360-2042-ND	15.62	11.36	10.30	LB25RKW01-5D-JD-RO
		On-Mom	Green	360-1675-ND	15.62	11.36	10.30	LB25RKW01-5F-JF-RO
		On-Mom	Green	360-2043-ND	15.62	11.36	10.30	LB25RKW01-5F-JF-RO
		On-On	Red	360-2050-ND	17.07	12.42	11.06	LB26RKW01-5C-JC-RO
		On-On	Amber	360-2051-ND	17.07	12.42	11.06	LB26RKW01-5D-JD-RO
		On-On	Green	360-2052-ND	17.07	12.42	11.06	LB26RKW01-5F-JF-RO
LB Accessories — RoHS Compliant								
4	Protective Guard for Square LB Series			360-1005-ND	2.91	1.79	1.56	AT499
	Protective Guard for Rectangular LB Series			360-1007-ND	2.91	1.79	1.56	AT4057

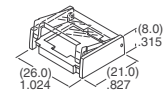
◆ RoHS Compliant

Fig. 3



Panel Cutout

Fig. 4



SMD Momentary Key Switches



Electrical Characteristics:

• Contact Rating: Maximum Current: 100mA; Maximum Voltage: 24V • Contact Resistance: 100mΩ maximum • Insulation Resistance: 100MΩ minimum (DC500V)

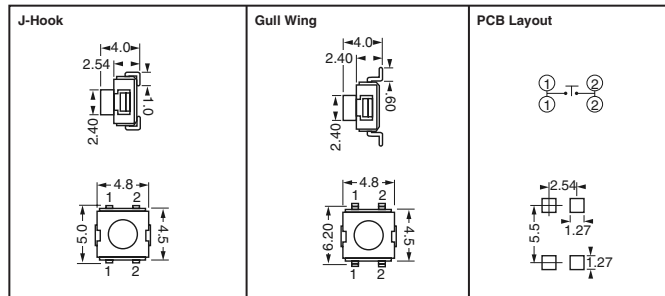
General Characteristics:

• Switch Type: Normally Open • Operating Temperature Range: -55°C – 125°C • Dielectric Strength: 250VAC

Mechanical Characteristics:

• Cycle Life, Loaded: 10,000 actuations

Type	Digi-Key Part No.	Cut Tape Price Each			Digi-Key Part No.	Tape & Reel Pricing		
		1	10	100		500	1,000	5,000
J-Hook	7914J-000ECT-ND	.95	.84	.71	7914J-000ETR-ND	270.00	473.00	405.00/M
Gull Wing	7914G-000ECT-ND	.95	.84	.71	7914G-000ETR-ND	270.00	473.00	405.00/M



Sealed Selector Switches



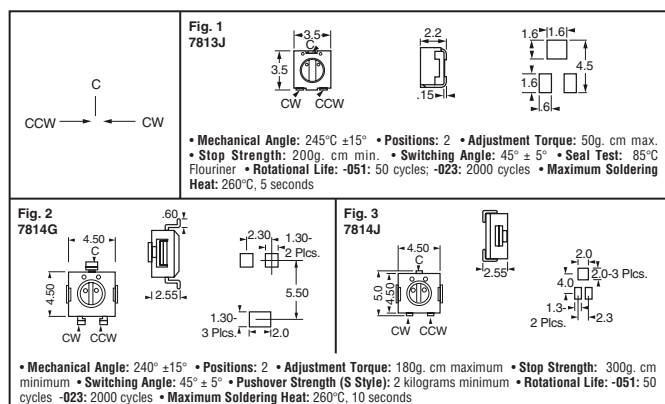
Electrical Characteristics:

• Contact Rating: Maximum Current: 100mA Maximum Voltage: 24V • Contact Timing: Non-Shorting • Contact Resistance: 2Ω maximum • Insulation Resistance: 100MΩ minimum (DC500V) • Dielectric Strength: 250VAC

General Characteristics:

• Switch Type: SPDT • Operating Temperature Range: -55°C – 125°C

Fig.	Size (mm)	Life	Digi-Key Part No.	Cut Tape Price Each			Digi-Key Part No.	Tape & Reel Pricing	
				1	10	100		500	1,000
1	3	50	7813J-051ECT-ND	2.10	1.86	1.56	7813J-051ETR-ND	—	1050.00
	3	2000	7813J-023ECT-ND	2.31	2.05	1.72	7813J-023ETR-ND	—	1155.00
2	4	50	7814G-051ECT-ND	2.10	1.86	1.56	7814G-051ETR-ND	600.00	1050.00
	4	2000	7814G-023ECT-ND	2.31	2.05	1.72	7814G-023ETR-ND	660.00	1155.00
3	4	50	7814J-051ECT-ND	2.10	1.86	1.56	7814J-051ETR-ND	600.00	1050.00
	4	2000	7814J-023ECT-ND	2.31	2.05	1.72	7814J-023ETR-ND	660.00	1155.00



Digi-Reel® Most SMT cutdown parts are available on a Digi-Reel®. For Digi-Reel part number, change 1-ND to 6-ND or CT-ND to DKR-ND. See Digi-Key® Services on page 2 for additional information.

More Product Available Online: www.digkey.com

2060 (T083)

Toll-Free: 1-800-344-4539 • Phone 218-681-6674 • Fax: 218-681-3380