



Thumbwheel Switches

Features:

- Most complete product offering in the industry
- Spacers available to fit most panel cutouts
- Front or rear mounting options

Note: End caps sold separately.

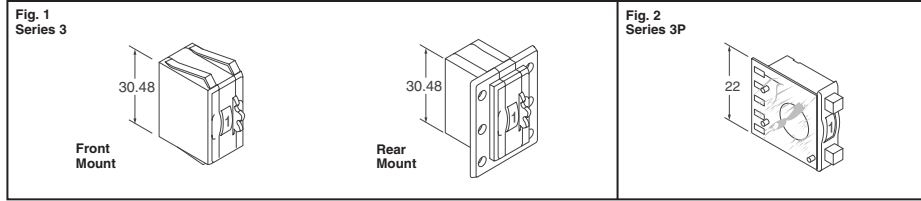


Fig.	Description	No. of Pos.	Color	Termination	Digi-Key Part No.	Price Each			C&K Part No.
						1	25	100	
1	Decimal Output, Front Mount	0-9	Black Gloss	Short PC Board	CKN5013-ND◆	8.59	7.42	6.25	301109000
	BCD Output, Front Mount	0-9	Black Gloss	Short PC Board	CKN5014-ND◆	9.22	7.97	6.71	302109000
	BCD Output, Front Mount	0-9	Black Gloss	Extended PC Board	CKN5035-ND◆	10.79	9.32	7.85	302109100
	BCD Output, Front Mount	0-9	Black Gloss	PC Pins	CKN1865-ND◆	13.94	12.05	10.14	302109N00
	BCD Complement, Front Mount	0-9	Black Gloss	Short PC Board	CKN5037-ND◆	8.59	7.42	6.25	302309000
	BCH Output, Front Mount	0-F	Black Gloss	Short PC Board	CKN5038-ND◆	17.24	14.90	12.55	307109000
	Decimal Output, Rear Mount	0-9	Black Gloss	Short PC Board	CKN1186-ND◆	8.59	7.42	6.25	301119000
	BCD Output, Rear Mount	0-9	Black Gloss	Short PC Board	CKN1187-ND◆	9.22	7.97	6.71	302119000
	BCD Output, Rear Mount	0-9	Black Gloss	Extended PC Board	CKN5039-ND◆	11.58	10.01	8.43	302119100
	BCD Output, Rear Mount	0-9	Black Gloss	PC Pins	CKN1866-ND◆	13.94	12.05	10.14	302119N00
—	BCD Complement, Rear Mount	0-9	Black Gloss	Short PC Board	CKN5041-ND◆	8.59	7.42	6.25	302319000
	BCH Output, Rear Mount	0-F	Black Gloss	Short PC Board	CKN5042-ND◆	17.24	14.90	12.55	307119000
—	Female Header for Series 3 with PC Board Termination				CKN1752-ND	23.41	16.50	14.90	605A00000
	Front Mounted End Cap for Series 3 (2 required)				CKN5015-ND	1.94	1.55	1.23	413402000
	Front Mounted Spacer for Series 3 (optional)				CKN5016-ND	2.39	1.91	1.52	413502000
	Rear Mounted End Cap for Series 3 (2 required)				CKN5017-ND	.83	.66	.53	400402003
	Rear Mounted Spacer for Series 3 (optional)				CKN5018-ND	1.80	1.44	1.14	400802000
—	Rod Assembly for 1 Module (Series 3)				CKN5019-ND	2.70	2.16	1.71	412707000
	Rod Assembly for 2-4 Modules (Series 3)				CKN5020-ND	2.81	2.25	1.78	412701000
	Rod Assembly for 5-7 Modules (Series 3)				CKN5021-ND	2.84	2.27	1.80	412702000
—	Fastener Nut for Rod Assemblies (Series 3)				CKN5023-ND	.29	.23	.19	403500000
	Nut Driver hand tool for CKN5023-ND Fasteners				CKN5024-ND*	7.61	6.58	5.54	406100652
2	BCD type with Straight Board, Front Mount	0-9	Black Matte	Short PC Board	CKN5029-ND◆	8.42	7.28	6.13	3P0210000
	BCD Output with Dust Lens, Front Mount	0-9	Black Matte	Short PC Board	CKN5044-ND◆	8.76	7.57	6.38	3P0210002
	BCD Output with Dust Lens, Front Mount	0-9	Black Matte	Extended PC Board	CKN5045-ND◆	8.82	7.62	6.42	3P0210102
—	Left End Cap for 3P Series				CKN5031-ND	.57	.46	.37	623502000
	Right End Cap for 3P Series				CKN5032-ND	.57	.46	.37	623602000

* Xcelite hand tool ◆ RoHS Compliant

APM HEXSEAL

Transparent Rocker Switch Seals

Seals without compromising switch operation, position status viewing or legend visibility.



Maximum Actuator Length Inch (mm)	Maximum Actuator Width Inch (mm)	Maximum Above Panel Inch (mm)	Digi-Key Part No.	Price Each			APM Hexseal Part No.
				1	25	100	
.750 (19.05)	.531 (13.49)	.228 (5.79)	335-1011-ND	2.40	1.92	1.52	C1113/66(Clear)

Rotary Shaft Seals

APM's rotary switch and potentiometer seals surround the shaft and forms a watertight and dust tight seal against the shaft and front panel surface. Color: Gray



Thread Size	Max. Shaft Size Inch (mm)	Hex Nut Flat Inch (mm)	Digi-Key Part No.	Price Each			APM Hexseal Part No.
				1	25	100	
3/8-32NEF-2B	.250 (6.35)	.500 (12.70)	335-1016-ND	3.12	2.50	1.98	N9030x1/4
1/4-32NEF-2B	.125 (3.18)	.375 (9.53)	335-1020-ND	3.12	2.50	1.98	N9040x1/8

Panel Bushing Seal

Protect and prevent seepage/leakage through switch/circuit breaker panel cutout using APM's reusable self-sealing washers. Color: Gray



Compatible Switch Bushing	Washer Diameter Inch (mm)	Washer Thickness Inch (mm)	Digi-Key Part No.	Price Each			APM Hexseal Part No.
				1	25	100	
15/32-32	.677 (17.20)	.120 (3.05)	335-1021-ND	2.43	1.95	1.54	60064

Pushbutton Switch Boots

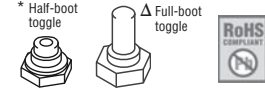
APM's sealing boots are designed to protect your switches and potentiometers from hostile environments without compromising or interfering with the switches basic function. Boots create a full environmental seal even under high-pressure washdowns. Each seal is made from a tough, high tear strength elastomer that is resistant to most chemicals, lubricants, acids and solvents. UL and CSA recognized which facilitate easier agency listings and most Hexseals are QPL approved under MIL-B-5423.



Thread Size	Throat Size (I.D.) Inch (mm)	Plunger Height Inch (mm)	Color	Digi-Key Part No.	Price Each			APM Hexseal Part No.
					1	25	100	
15/32-32NS-2B	.422 (10.72)	.281 (7.14)	Gray	335-1009-ND	3.69	2.96	2.34	N3030
15/32-32NS-2B		.438 (11.13)	Gray	335-1008-ND	3.69	2.96	2.34	NC3030
7/16-28UNEF-2B		.438 (11.13)	Clear	335-1013-ND	3.93	3.15	2.49	NC303 7/16-28(CLR)
1/4-40NS-2B		.141 (3.58)	Gray	335-1017-ND	4.41	3.53	2.80	N5040
1/4-32NS-2B	.188 (4.77)	.203 (5.16)	Gray	335-1018-ND	4.41	3.53	2.80	N5040G
1/4-40NS-2B		.203 (5.16)	Gray	335-1019-ND	4.41	3.53	2.80	N5040R

Toggle Switch Boots

Hexseal toggle switch boots are molded from a high tear strength, silicon rubber bonded to a built-in mounting nut. Each encloses the base of the protruding switch bushing and forms a water and dust tight seal against the front panel surface.



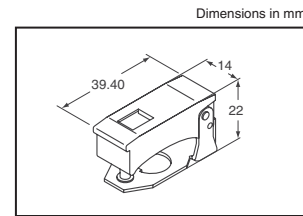
Thread Size	Throat (I.D.) Inch (mm)	Height Inch (mm)	Color	Digi-Key Part No.	Price Each			APM Hexseal Part No.
					1	25	100	
1/4-40NS-2B	.047 (1.19)	.250 (6.35)	Gray	335-1006-ND*	4.08	3.27	2.59	N5032B
1/4-40NS-2B	.062 (1.57)	.500 (12.70)	Red	335-1002-NDΔ	4.56	3.65	2.89	N5030L(Red)
1/4-40NS-2B	.062 (1.57)	.500 (12.70)	Black	335-1003-NDΔ	4.56	3.65	2.89	N5030L(Black)
1/4-40NS-2B	.062 (1.57)	.594 (15.09)	Gray	335-1001-NDΔ	4.05	3.24	2.57	N5030S
15/32-32NS-2B	.078 (1.98)	.437 (11.10)	Gray	335-1007-ND*	3.42	2.74	2.17	N1030B
15/32-32NS-2B	.078 (1.98)	.437 (11.10)	Black	335-1022-ND*	3.54	2.84	2.25	C1132/20
15/32-32NS-2B	.219 (5.56)	.844 (21.44)	Gray	335-1005-NDΔ	3.42	2.74	2.17	N1030

APEM Security Guards

Security caps prevent any inadvertent lever operation. When the cap is raised, the lever can be operated freely. When the cap is fully depressed, the lever is reset/locked in a stable position. They are designed for use on switches with ø11.9mm (.468") or ø12mm (.472") threaded bushing and lever length 17.5mm (.688") outside bushing.

- Materials:
 • Support plate: matte black steel • Cap: thermoset material

Description	Digi-Key Part No.	Price Each			APEM Part No.
		1	25	100	
Gray, Lockdown	679-1299-ND	50.59	46.13	41.67	22
Black, Lockdown	679-1300-ND	50.59	46.13	41.67	25
Red, Lockdown	679-1301-ND	50.59	46.13	41.67	26
Gray, Lockup	679-1302-ND	50.59	46.13	41.67	42
Black, Lockup	679-1303-ND	50.59	46.13	41.67	45
Red, Lockup	679-1304-ND	50.59	46.13	41.67	46



More Product Available Online: www.digkey.com