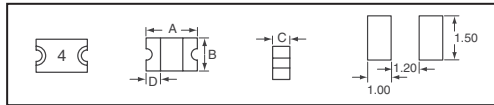


Fig.	Max. Volt. (V)	I Max. (Amps)	Rated Current @ 23°C (Amps) Hold Trip	Initial Resistance @ 23°C (Ω) RMinimum	Post-Trip Resistance	Dimensions – mm						Digi-Key Part No.	Cut Tape Price Each			Tape & Reel#		Bourns Part No.
						A (Max.)	B (Max.)	C (Max.)	D (Min.)	E (Max.)	F (Min.)		1	10	100	Qty.	Pricing	
8B	6.0	100	1.10	2.20	0.04	0.21	4.73	3.41	0.75	0.30	—	MF-MSMF110-2CT-ND	.39	.34	.31	2,000	185.25/M	MF-MSMF110-2
	16.0	100	1.10	2.20	0.04	0.21	4.73	3.41	0.75	0.30	—	MF-MSMF110/16-2CT-ND	.63	.54	.50	2,000	360.00/M	MF-MSMF110/16-2
	6.0	100	1.25	2.50	0.035	0.14	4.73	3.41	0.85	0.30	—	MF-MSMF125-2CT-ND	.56	.48	.44	2,000	320.00/M	MF-MSMF125-2
	6.0	100	1.50	3.00	0.03	0.120	4.73	3.41	0.85	0.30	—	MF-MSMF150-2CT-ND	.48	.41	.39	2,000	228.00/M	MF-MSMF150-2
	8.0	100	1.60	2.80	0.035	0.099	4.73	3.41	0.85	0.30	—	MF-MSMF160-2CT-ND	.56	.48	.44	2,000	320.00/M	MF-MSMF160-2
	6.0	100	2.00	4.00	0.020	0.100	4.73	3.41	0.85	0.30	—	MF-MSMF200-2CT-ND	.52	.45	.42	2,000	251.75/M	MF-MSMF200-2
8C	6.0	100	2.50	5.00	0.015	0.100	4.73	3.41	2.00	0.30	—	MF-MSMF250/16-2CT-ND	.91	.78	.72	1,000	520.00	MF-MSMF250/16-2
	60	10	0.55	1.20	0.200	0.950	5.44	4.93	1.09	0.30	—	MF-SMDF050-2CT-ND	.70	.61	.57	3,000	337.25/M	MF-SMDF050-2
	15	40	1.50	3.00	0.070	0.175	5.44	4.93	1.09	0.30	—	MF-SMDF150-2CT-ND	.63	.54	.50	3,000	360.00/M	MF-SMDF150-2
8D	30	10	0.05	0.15	2.800	50.000	3.43	2.80	1.1	0.30	—	MF-USMF005-2CT-ND	.68	.63	.59	3,000	360.00/M	MF-USMF005-2
	30	10	0.10	0.30	0.800	15.000	3.43	2.80	1.1	0.30	—	MF-USMF010-2CT-ND	.48	.41	.39	3,000	230.85/M	MF-USMF010-2
	30	10	0.20	0.40	0.400	5.000	3.43	2.80	1.1	0.30	—	MF-USMF020-2CT-ND	.68	.63	.59	3,000	360.00/M	MF-USMF020-2
	6	40	0.35	0.75	0.200	1.300	3.43	2.80	0.85	0.30	—	MF-USMF035-2CT-ND	.68	.63	.59	3,000	360.00/M	MF-USMF035-2
	13.2	40	0.50	1.00	0.180	0.900	3.43	2.80	0.85	0.30	—	MF-USMF050-2CT-ND	.67	.63	.59	3,000	360.00/M	MF-USMF050-2
	6	40	0.75	1.50	0.070	0.450	3.43	2.80	0.85	0.30	—	MF-USMF075-2CT-ND	.75	.68	.66	3,000	360.00/M	MF-USMF075-2
	6	40	1.10	2.20	0.050	0.210	3.43	2.80	0.85	0.30	—	MF-USMF110-2CT-ND	.79	.68	.66	3,000	360.00/M	MF-USMF110-2
	6	40	1.50	3.00	0.030	0.110	3.43	2.80	0.85	0.30	—	MF-USMF150-2CT-ND	.79	.68	.66	3,000	360.00/M	MF-USMF150-2

• RoHS Compliant ‡ For Tape and Reel part number, change CT-ND to TR-ND.

PTC Resettable Fuses MF-PSMF Series – 0805 Footprint

Features: • Compact design saves board space - 0805 footprint • Small size allows fast reaction to fault events • Low profile **Applications:** • USB port protection - On the Go and 2.0 • PC motherboards - Plug and play protection • Mobile phones - Battery and port protection • PDAs/digital cameras • Game console port protection



Model	Dimensions – Inches (mm)						
	A Min.	A Max.	B Min.	B Max.	C Min.	C Max.	D Min.
MF-PSMF035X	0.079 (2.00)	0.091 (2.30)	0.047 (1.20)	0.059 (1.50)	0.019 (0.48)	0.033 (0.85)	0.008 (0.20)
MF-PSMF050X	0.079 (2.00)	0.091 (2.30)	0.047 (1.20)	0.059 (1.50)	0.019 (0.48)	0.033 (0.85)	0.008 (0.20)
MF-PSMF075X	0.079 (2.00)	0.091 (2.30)	0.047 (1.20)	0.059 (1.50)	0.030 (0.75)	0.049 (1.25)	0.008 (0.20)
MF-PSMF110X	0.079 (2.00)	0.091 (2.30)	0.047 (1.20)	0.059 (1.50)	0.030 (0.75)	0.049 (1.25)	0.008 (0.20)

Max. Volt. (V)	I Max. (Amps)	Ihold	Itrip	Resistance		Max. Time to Trip		Digi-Key Part No.	Cut Tape Price Each			Digi-Key Part No.	Tape & Reel		Bourns Part No.
				A @ 23°C	R1Max.	Amps @ 23°C	Seconds @ 23°C		1	10	100		Qty.	Pricing	
6	40	0.35	0.75	0.250	1.200	8.00	0.10	MF-PSMF035X-2CT-ND	.88	.75	.74	MF-PSMF035X-2TR-ND	3,000	400.00/M	MF-PSMF035X-2
6	40	0.50	1.00	0.150	0.900	8.00	0.10	MF-PSMF050X-2CT-ND	.88	.75	.74	MF-PSMF050X-2TR-ND	3,000	400.00/M	MF-PSMF050X-2
6	40	0.75	1.50	0.090	0.350	8.00	0.20	MF-PSMF075X-2CT-ND	.88	.75	.74	MF-PSMF075X-2TR-ND	3,000	400.00/M	MF-PSMF075X-2
6	40	1.10	2.20	0.060	0.210	8.00	0.30	MF-PSMF110X-2CT-ND	.88	.75	.74	MF-PSMF110X-2TR-ND	3,000	400.00/M	MF-PSMF110X-2

Telecom CPTC Resettable Fuses CMF-RL and CMF-SD Series



Features: • Two resistance-matched PTCs in a ceramic housing • Aids compliance with: ITU-T K.20/21/45; Telcordia GR-1089-CORE; UL 60950, 3rd Ed. • Narrow resistance tolerance **Applications:** Used as a secondary overcurrent protection device in: • Customer Premise Equipment (CPE) • Central Office (CO) • Access equipment

Model	Dimensions – Inches (mm)					
	A Max.	B Max.	C Max.	D Nominal	E Nominal	F Nominal
CMF-RL35	0.386 (9.8)	0.197 (5.0)	0.531 (13.5)	0.118-0.138 (3.0-3.5)	0.024±0.019 (0.6±0.05)	0.200±0.012 (5.08±0.3)
CMF-RL50A	0.295 (7.5)	0.220 (5.6)	0.512 (13.0)	0.138 (3.5) - Minimum	0.024±0.019 (0.6±0.05)	0.197±0.008 (5.0±0.2)
CMF-RL55A	0.295 (7.5)	0.220 (5.6)	0.512 (13.0)	0.138 (3.5)	0.024±0.019 (0.6±0.05)	0.197±0.008 (5.0±0.2)

Model	Dimensions – Inches (mm)					
	A Max.	B Max.	C Max.	D Nominal	E Nominal	F Max.
CMF-SD25	0.354 (9.00)	0.425 (10.80)	0.402 (10.20)	0.192-0.208 (4.88-5.28)	0.095-0.103 (2.41-2.61)	0.020 (0.5)
CMF-SD35A	0.281 (7.15)	0.335 (8.50)	0.319 (8.10)	0.128-0.144 (3.25-3.65)	0.095-0.103 (2.41-2.61)	0.020 (0.5)
CMF-SD50A-10	0.281 (7.15)	0.335 (8.50)	0.319 (8.10)	0.128-0.144 (3.25-3.65)	0.095-0.103 (2.41-2.61)	0.020 (0.5)

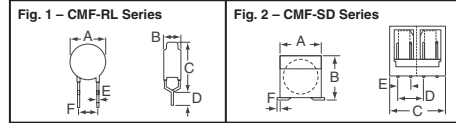


Fig.	Rated Voltage (V)	Rated Resistance Ω	Tolerance	Hold Current A @ 25°C	Trip Current A @ 25°C	Time to Trip @ Imax / 230 VAC	Digi-Key Part No.	Price Each			Digi-Key Part No.	Tape & Reel		Bourns Part No.
								1	10	100		Qty.	Pricing	
1	230	35	±20%	0.075	0.150	≤0.15 Sec.	CMF-RL35A-0-ND	.57	.53	.48	—	—	CMF-RL35-0	
		50	±20%	0.050	0.100	≤0.1 Sec.	CMF-RL50A-0-ND	.63	.58	.53	—	—	CMF-RL50A-0	
		55	±20%	0.050	0.100	≤0.1 Sec.	CMF-RL55A-0-ND	.63	.58	.53	—	—	CMF-RL55A-0	
2	230	25	±20%	0.130	0.260	<0.3 Sec.	CMF-SD25-2CT-ND†	1.32	1.17	1.14	CMF-SD25-2TR-ND	400	202.00	CMF-SD25-2
		35	±20%	0.100	0.200	<0.2 Sec.	CMF-SD35A-2CT-ND†	1.32	1.17	1.14	CMF-SD35A-2TR-ND	500	248.00	CMF-SD35A-2
		50	±10%	0.090	0.190	<0.1 Sec.	CMF-SD50A-10-2CT-ND†	1.45	1.28	1.25	CMF-SD50A-10-2TR-ND	500	272.00	CMF-SD50A-10-2

† Cut Tape

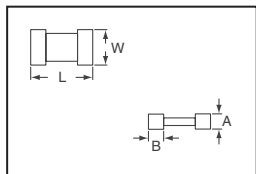
NEW! ESD Protection ESD Suppressors MLC and MLU Series

The ChipGuard® MLU and MLC Series has been specifically designed to protect sensitive electronic components from electrostatic discharge damage. The MLU and MLC family has been designed to protect equipment to IEC61000-4-2, Level 4(±8kV Contact/ ±15kV Air Discharge) ESD specifications targeted for high speed USB 2.0, HDMI, DVI or IEEE1394 applications. The ChipGuard MLU and MLC Series has been manufactured to provide low 0.05pF and 0.5pF capacitance and leakage currents less than 5nA with excellent clamp qualities, making the family almost transparent under normal working conditions.

Specifications: • Typical Clamping Voltage: 25 • Maximum Leakage Current @ Maximum VDC: 5 • Typical Trigger Voltage: 250 • Maximum Response Time: 1nS



Package	Dimensions – mm			
	L	W	A	B
0402	1.00	0.50	0.50	0.25
0603	1.60	0.80	0.50	0.30



Pkg.	Typ. Cont. Working VDC	Max. Cap. @ 1Vrms 1MHz	Operating Temp. (°C)	Digi-Key Part No.	Cut Tape Pricing			Digi-Key Part No.	Tape & Reel		Bourns Part No.
					1	10	100		Qty.	Pricing	
MLC Series											
0402	3.3	0.5	-40 ~ 85	CG0402MLC-3.3LCT-ND	.25	1.56	11.70	CG0402MLC-3.3LCTR-ND	10,000	94.00/M	CG0402MLC-3.3LG
0603	3.3			CG0603MLC-3.3LECT-ND	.23	1.44	10.80	CG0603MLC-3.3LETR-ND	5,000	90.00/M	CG0603MLC-3.3LE
0402	5			CG0402MLC-05LCT-ND	.25	1.56	11.70	CG0402MLC-05LCTR-ND	10,000	94.00/M	CG0402MLC-05LGE
0603	5			CG0603MLC-05LECT-ND	.23	1.44	10.80	CG0603MLC-05LETR-ND	5,000	90.00/M	CG0603MLC-05LE
0402	12			CG0402MLC-12LCT-ND	.25	1.56	11.70	CG0402MLC-12LCTR-ND	10,000	94.00/M	CG0402MLC-12LGE
0603	12			CG0603MLC-12LECT-ND	.23	1.44	10.80	CG0603MLC-12LETR-ND	5,000	90.00/M	CG0603MLC-12LE
MLU Series											
0402	3.3	0.05	-40 ~ 125	CG0402MLU-3.3GCT-ND	.38	2.40	18.00	CG0402MLU-3.3GTR-ND	10,000	145.00/M	CG0402MLU-3.3G
0603	3.3			CG0603MLU-3.3ECT-ND	.34	2.16	16.20	CG0603MLU-3.3ETR-ND	5,000	135.00/M	CG0603MLU-3.3E
0402	5			CG0402MLU-05GCT-ND	.38	2.40	18.00	CG0402MLU-05GTR-ND	10,000	145.00/M	CG0402MLU-05G
0603	5			CG0603MLU-05ECT-ND	.34	2.16	16.20	CG0603MLU-05ETR-ND	5,000	135.00/M	CG0603MLU-05E
0402	12			CG0402MLU-12GCT-ND	.38	2.40	18.00	CG0402MLU-12GTR-ND	10,000	145.00/M	CG0402MLU-12G
0603	12			CG0603MLU-12ECT-ND	.34	2.16	16.20	CG0603MLU-12ETR-ND	5,000	135.00/M	CG0603MLU-12E
0402	24			CG0402MLU-24GCT-ND	.38	2.40	18.00	CG0402MLU-24GTR-ND	10,000	145.00/M	CG0402MLU-24G
0603	24			CG0603MLU-24ECT-ND	.34	2.16	16.20	CG0603MLU-24ETR-ND	5,000	135.00/M	CG0603MLU-24E

Digi-Reel® Most SMT cutdown parts are available on a Digi-Reel®. For Digi-Reel part number, change 1-ND to 6-ND or CT-ND to DKR-ND. See Digi-Key® Services on page 2 for additional information.

More Product Available Online: www.digkey.com