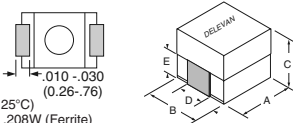


API Delevan Coils and Inductors (Cont.)

Series 1008 Unshielded Surface Mount Inductors

Operating Temperature Range: -67°F - 257°F (-55°C - 125°C)
Maximum Power Dissipation @ 90°C: .169W (Phenolic), .208W (Ferrite)



Dimensions - Inch (mm)				
A (over terminals)	B	C (over terminals)	D	E (Ref. only)
.100 (2.54)	.080 (2.03)	.080 (2.03)	.055 (1.40)	.046 (1.17)

Induct. (µH)	Test Freq. (MHz)	Q Min.	Current Rating Max. (mA)	Digi-Key Part No.	Cut Tape Price Each			Digi-Key Part No.	T&R Pricing 500	API Delevan Part No.
					1	10	100			
Series 1008 Phenolic Core - K Tolerance, ±10%										
.010	50	40	1562	DN42005CT-ND	2.56	2.44	1.59	DN42005TR-ND	472.75	1008R-100K
.015	50	40	1381	DN08150CT-ND	2.56	2.44	1.59	DN08150TR-ND	472.75	1008-150K
.018	50	40	1320	DN08180CT-ND	2.56	2.44	1.59	DN08180TR-ND	472.75	1008-180K
.022	50	35	1235	DN08220CT-ND	2.56	2.44	1.59	—	—	1008-220K
.022	50	35	1235	DN42013CT-ND	2.56	2.44	1.59	DN42013TR-ND	472.75	1008R-220K
.027	50	35	1164	DN08270CT-ND	2.56	2.44	1.59	DN08270TR-ND	472.75	1008-270K
.033	50	30	1105	DN08330CT-ND	2.56	2.44	1.59	DN08330TR-ND	472.75	1008-330K
.033	50	30	1105	DN42017CT-ND	2.56	2.44	1.59	DN42017TR-ND	472.75	1008R-330K
.039	50	30	1053	DN08390CT-ND	2.56	2.44	1.59	DN08390TR-ND	472.75	1008-390K
.047	50	30	1108	DN08470CT-ND	2.56	2.44	1.59	DN08470TR-ND	472.75	1008-470K
.047	50	30	1108	DN42019CT-ND	2.56	2.44	1.59	DN42019TR-ND	472.75	1008R-470K
.056	50	25	847	DN08560CT-ND	2.56	2.44	1.59	DN08560TR-ND	472.75	1008-560K
.068	50	25	823	DN08680CT-ND	2.56	2.44	1.59	DN08680TR-ND	472.75	1008-680K
.068	50	25	823	DN42024CT-ND	2.56	2.44	1.59	DN42024TR-ND	472.75	1008R-680K
.082	50	25	801	DN42026CT-ND	2.56	2.44	1.59	DN42026TR-ND	472.75	1008R-820K
.100	25	15	728	DN42006CT-ND	2.56	2.44	1.59	DN42006TR-ND	472.75	1008R-101K

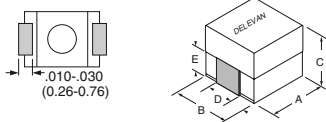
Series 1008 Ferrite Core - K Tolerance, ±10%										
.12	25	40	1225	DN08121CT-ND	2.56	2.44	1.59	DN08121TR-ND	472.75	1008-121K
.15	25	40	1168	DN08151CT-ND	2.56	2.44	1.59	—	—	1008-151K
.15	25	40	1168	DN42010CT-ND	2.56	2.44	1.59	DN42010TR-ND	472.75	1008R-151K
.18	25	40	1119	DN08181CT-ND	2.56	2.44	1.59	DN08181TR-ND	472.75	1008-181K
.22	25	40	1055	DN08221CT-ND	2.56	2.44	1.59	—	—	1008-221K
.22	25	40	1055	DN42014CT-ND	2.56	2.44	1.59	DN42014TR-ND	472.75	1008R-221K
.33	25	40	954	DN08331CT-ND	2.56	2.44	1.59	DN08331TR-ND	472.75	1008-331K
.47	25	40	846	DN08471CT-ND	2.56	2.44	1.59	DN08471TR-ND	472.75	1008-471K
.47	25	40	846	DN42020CT-ND	2.56	2.44	1.59	DN42020TR-ND	472.75	1008R-471K
.56	25	40	808	DN08561CT-ND	2.56	2.44	1.59	DN08561TR-ND	472.75	1008-561K
.68	25	40	760	DN42025CT-ND	2.56	2.44	1.59	DN42025TR-ND	472.75	1008R-681K
.82	25	40	708	DN08821CT-ND	2.56	2.44	1.59	DN08821TR-ND	472.75	1008-821K

Series 1008 Ferrite Core - J Tolerance, ±5%										
1.0	7.9	30	685	DN42007JCT-ND	2.56	2.44	1.59	DN42007JTR-ND	472.75	1008R-102J
1.2	7.9	30	591	DN08122JCT-ND	2.56	2.44	1.59	DN08122JTR-ND	472.75	1008-122J
1.2	7.9	30	591	DN42009JCT-ND	2.56	2.44	1.59	DN42009JTR-ND	472.75	1008R-122J
1.5	7.9	30	548	DN08152JCT-ND	2.56	2.44	1.59	DN08152JTR-ND	472.75	1008-152J
1.5	7.9	30	548	DN42011JCT-ND	2.56	2.44	1.59	DN42011JTR-ND	472.75	1008R-152J
2.2	7.9	30	433	DN42015JCT-ND	2.56	2.44	1.59	DN42015JTR-ND	472.75	1008R-222J
3.3	7.9	30	398	DN08332JCT-ND	2.56	2.44	1.59	DN08332JTR-ND	472.75	1008-332J
3.3	7.9	30	398	DN42018JCT-ND	2.56	2.44	1.59	DN42018JTR-ND	472.75	1008R-332J
3.9	7.9	30	354	DN08392JCT-ND	2.56	2.44	1.59	DN08392JTR-ND	472.75	1008-392J
4.7	7.9	30	334	DN42021JCT-ND	2.56	2.44	1.59	DN42021JTR-ND	472.75	1008R-472J
5.6	7.9	30	312	DN08562JCT-ND	2.56	2.44	1.59	DN08562JTR-ND	472.75	1008-562J
5.6	7.9	30	312	DN42023JCT-ND	2.56	2.44	1.59	DN42023JTR-ND	472.75	1008R-562J
6.8	7.9	30	274	DN08682JCT-ND	2.56	2.44	1.59	DN08682JTR-ND	472.75	1008-682J
10	7.9	30	245	DN42008JCT-ND	2.56	2.44	1.59	DN42008JTR-ND	472.75	1008R-103J
15	2.5	30	194	DN08153JCT-ND	2.56	2.44	1.59	DN08153JTR-ND	472.75	1008-153J
15	2.5	30	194	DN42012JCT-ND	2.56	2.44	1.59	DN42012JTR-ND	472.75	1008R-153J
18	2.5	30	173	DN08183JCT-ND	2.56	2.44	1.59	—	—	1008-183J
22	2.5	30	158	DN08223JCT-ND	2.56	2.44	1.59	DN08223JTR-ND	472.75	1008-223J
22	2.5	30	158	DN42016JCT-ND	2.56	2.44	1.59	DN42016JTR-ND	472.75	1008R-223J
33	2.5	30	135	DN08333JCT-ND	2.56	2.44	1.59	DN08333JTR-ND	472.75	1008-333J
47	2.5	30	120	DN08473JCT-ND	2.56	2.44	1.59	—	—	1008-473J
47	2.5	30	120	DN42022JCT-ND	2.56	2.44	1.59	DN42022JTR-ND	472.75	1008R-473J

1008RKIT-ND (1008RKIT) Series 1008 Inductor Kit
5 each of 54 values (0.0018µH - 47.0µH), 270 total pieces \$338.10
◆ RoHS Compliant

Series S1008 Shielded Surface Mount Inductors

Operating Temperature Range: -55°C - 125°C
Maximum Power Dissipation @ 90°C: .157W



Dimensions - Inch (mm)				
A (over terminals)	B	C (over terminals)	D	E
.100 (2.54)	.080 (2.03)	.080 (2.03)	.055 (1.40)	.046 (1.17)

Induct. (µH)	Test Freq. (MHz)	Q Min.	Current Rating Max. (mA)	Digi-Key Part No.	Cut Tape Price Each			Digi-Key Part No.	T&R Pricing 500	API Delevan Part No.
					1	10	100			
Series S1008 Ferrite Core, ±10%										
.10	25	40	1120	DN7879CT-ND	2.94	2.80	1.82	DN7879TR-ND	542.50	S1008R-101K
.15	25	40	1015	DN1003CT-ND	2.94	2.80	1.82	DN1003TR-ND	542.50	S1008-151K
.27	25	40	900	DN1006CT-ND	2.94	2.80	1.82	DN1006TR-ND	542.50	S1008-271K
.33	25	40	865	DN7891CT-ND	2.94	2.80	1.82	DN7891TR-ND	542.50	S1008R-331K
.39	25	40	840	DN1008CT-ND	2.94	2.80	1.82	DN1008TR-ND	542.50	S1008-391K
.47	25	40	815	DN7894CT-ND	2.94	2.80	1.82	DN7894TR-ND	542.50	S1008R-471K
.56	25	40	790	DN1010CT-ND	2.94	2.80	1.82	DN1010TR-ND	542.50	S1008-561K
.56	25	40	790	DN7897CT-ND	2.94	2.80	1.82	DN7897TR-ND	542.50	S1008-561K
.68	25	40	750	DN1012CT-ND	2.94	2.80	1.82	DN1012TR-ND	542.50	S1008-681K
.68	25	40	750	DN7898CT-ND	2.94	2.80	1.82	DN7898TR-ND	542.50	S1008R-681K
.82	25	40	715	DN1014CT-ND	2.94	2.80	1.82	DN1014TR-ND	542.50	S1008-821K
.82	25	40	715	DN7900CT-ND	2.94	2.80	1.82	DN7900TR-ND	542.50	S1008R-821K

Induct. (µH)	Test Freq. (MHz)	Q Min.	Current Rating Max. (mA)	Digi-Key Part No.	Cut Tape Price Each			Digi-Key Part No.	T&R Pricing 500	API Delevan Part No.
					1	10	100			
.91	25	40	685	DN7902CT-ND	2.94	2.80	1.82	DN7902TR-ND	542.50	S1008R-911K
1.0	7.9	30	670	DN7880CT-ND	2.94	2.80	1.82	DN7880TR-ND	542.50	S1008R-102K
1.2	7.9	30	625	DN1017CT-ND	2.94	2.80	1.82	DN1017TR-ND	542.50	S1008-122K
1.2	7.9	30	625	DN7882CT-ND	2.94	2.80	1.82	DN7882TR-ND	542.50	S1008R-122K
1.5	7.9	30	545	DN1018CT-ND	2.94	2.80	1.82	—	—	S1008-152K
1.5	7.9	30	545	DN7884CT-ND	2.94	2.80	1.82	DN7884TR-ND	542.50	S1008R-152K
2.2	7.9	30	375	DN1020CT-ND	2.94	2.80	1.82	DN1020TR-ND	542.50	S1008-222K
2.2	7.9	30	375	DN7887CT-ND	2.94	2.80	1.82	DN7887TR-ND	542.50	S1008R-222K
2.7	7.9	30	365	DN1021CT-ND	2.94	2.80	1.82	DN1021TR-ND	542.50	S1008-272K
2.7	7.9	30	365	DN7889CT-ND	2.94	2.80	1.82	DN7889TR-ND	542.50	S1008R-272K
3.3	7.9	30	355	DN7892CT-ND	2.94	2.80	1.82	DN7892TR-ND	542.50	S1008R-332K
4.7	7.9	30	305	DN7895CT-ND	2.94	2.80	1.82	DN7895TR-ND	542.50	S1008R-472K
6.8	7.9	30	250	DN7899CT-ND	2.94	2.80	1.82	DN7899TR-ND	542.50	S1008R-682K
8.2	7.9	30	240	DN7901CT-ND	2.94	2.80	1.82	DN7901TR-ND	542.50	S1008R-822K
10	7.9	30	230	DN7881CT-ND	2.94	2.80	1.82	DN7881TR-ND	542.50	S1008R-103K
12	2.5	30	220	DN1029CT-ND	2.94	2.80	1.82	DN1029TR-ND	542.50	S1008R-123K
12	2.5	30	220	DN7883CT-ND	2.94	2.80	1.82	DN7883TR-ND	542.50	S1008R-123K
15	2.5	30	210	DN1030CT-ND	2.94	2.80	1.82	—	—	S1008-153K
15	2.5	30	210	DN7885CT-ND	2.94	2.80	1.82	DN7885TR-ND	542.50	S1008R-153K
18	2.5	30	200	DN1031CT-ND	2.94	2.80	1.82			

API Delevan Coils and Inductors

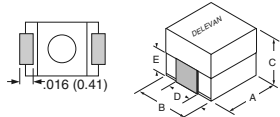
Series 1210 Unshielded Surface Mount Inductors (Cont.)

Induct. (µH)	Test Freq. (MHz)	Q Min.	Current Rating Max. (mA)	Digi-Key Part No.	Cut Tape Price Each			Digi-Key Part No.	T&R Pricing 500	API Delevan Part No.
					1	10	100			
4.7	7.9	30	352	DN42063JCT-ND	1.05	1.00	.65	DN42063JTR-ND	193.75	1210R-472J
5.6	7.9	30	341	DN10562JCT-ND	1.05	1.00	.65	DN10562JTR-ND	193.75	1210-562J
5.6	7.9	30	341	DN42066JCT-ND	1.05	1.00	.65	DN42066JTR-ND	193.75	1210R-562J
6.8	7.9	30	321	DN42070JCT-ND	1.05	1.00	.65	DN42070JTR-ND	193.75	1210R-682J
8.2	7.9	30	305	DN42074JCT-ND	1.05	1.00	.65	DN42074JTR-ND	193.75	1210R-822J
10	7.9	30	297	DN42030JCT-ND	1.05	1.00	.65	DN42030JTR-ND	193.75	1210R-103J
15	2.5	30	257	DN10153JCT-ND	1.05	1.00	.65	DN10153JTR-ND	193.75	1210-153J
15	2.5	30	257	DN42037JCT-ND	1.05	1.00	.65	DN42037JTR-ND	193.75	1210R-153J
18	2.5	30	237	DN10183JCT-ND	1.05	1.00	.65	DN10183JTR-ND	193.75	1210-183J
18	2.5	30	237	DN42047JCT-ND	1.05	1.00	.65	DN42047JTR-ND	193.75	1210R-183J
22	2.5	30	224	DN42051JCT-ND	1.05	1.00	.65	DN42051JTR-ND	193.75	1210R-223J
27	2.5	30	193	DN10273JCT-ND	1.05	1.00	.65	DN10273JTR-ND	193.75	1210-273J
27	2.5	30	193	DN42054JCT-ND	1.05	1.00	.65	DN42054JTR-ND	193.75	1210R-273J
33	2.5	30	182	DN42057JCT-ND	1.05	1.00	.65	DN42057JTR-ND	193.75	1210R-333J
39	2.5	30	170	DN42060JCT-ND	1.05	1.00	.65	DN42060JTR-ND	193.75	1210R-393J
47	2.5	30	163	DN42064JCT-ND	1.05	1.00	.65	DN42064JTR-ND	193.75	1210R-473J
56	2.5	30	152	DN10563JCT-ND	1.05	1.00	.65	—	—	1210-563J
56	2.5	30	152	DN42067JCT-ND	1.05	1.00	.65	DN42067JTR-ND	193.75	1210R-563J
68	2.5	30	144	DN10683JCT-ND	1.05	1.00	.65	DN10683JTR-ND	193.75	1210-683J
68	2.5	30	144	DN42071JCT-ND	1.05	1.00	.65	DN42071JTR-ND	193.75	1210R-683J
100	2.5	30	120	DN42031JCT-ND	1.05	1.00	.65	DN42031JTR-ND	193.75	1210R-104J

1210RKIT-ND (1210RKIT) Series 1210 Inductor Kit
5 each of 58 values (0.0018µH to 100.0µH), 290 total pieces.....\$236.25
♦ RoHS Compliant

Series S1210 Shielded Surface Mount Inductors

Operating Temperature Range: -55°C - 125°C
Maximum Power Dissipation @ 90°C: .265W (Iron), .224W (Ferrite)



Minimum to Maximum Dimensions - Inch (mm)				
A (over terminals)	B	C (over terminals)	D	E
.118 - .138 (3.00 - 3.51)	.085 - .105 (2.16 - 2.67)	.081 - .101 (2.06 - 2.57)	.041 - .061 (1.04 - 1.55)	.054 (1.37)

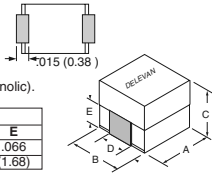
Induct. (µH)	Test Freq. (MHz)	Q Min.	Current Rating Max. (mA)	Digi-Key Part No.	Cut Tape Price Each			Digi-Key Part No.	T&R Pricing 500	API Delevan Part No.
					1	10	100			
Series S1210 Iron Core, ±10%										
.10	25	40	1175	DN1050CT-ND	1.30	1.24	.81	DN1050TR-ND	240.25	S1210-101K
.10	25	40	1175	DN7903CT-ND	1.30	1.24	.81	DN7903TR-ND	240.25	S1210R-101K
.12	25	40	1104	DN1051CT-ND	1.30	1.24	.81	DN1051TR-ND	240.25	S1210-121K
.12	25	40	1104	DN7907CT-ND	1.30	1.24	.81	DN7907TR-ND	240.25	S1210R-121K
.15	25	40	1017	DN1052CT-ND	1.30	1.24	.81	—	—	S1210-151K
.15	25	40	1017	DN7909CT-ND	1.30	1.24	.81	DN7909TR-ND	240.25	S1210R-151K
.18	25	40	971	DN7912CT-ND	1.30	1.24	.81	DN7912TR-ND	240.25	S1210R-181K
.33	25	40	831	DN7918CT-ND	1.30	1.24	.81	DN7918TR-ND	240.25	S1210R-331K
.39	25	40	720	DN7921CT-ND	1.30	1.24	.81	DN7921TR-ND	240.25	S1210R-391K
.47	25	40	679	DN7924CT-ND	1.30	1.24	.81	DN7924TR-ND	240.25	S1210R-471K
.56	25	40	644	DN7927CT-ND	1.30	1.24	.81	DN7927TR-ND	240.25	S1210R-561K
.68	25	40	614	DN7929CT-ND	1.30	1.24	.81	DN7929TR-ND	240.25	S1210R-681K
.82	25	40	588	DN7931CT-ND	1.30	1.24	.81	DN7931TR-ND	240.25	S1210R-821K
Series S1210 Ferrite Core, ±10%										
1.0	7.9	40	679	DN7904CT-ND	1.30	1.24	.81	DN7904TR-ND	240.25	S1210R-102K
1.2	7.9	40	650	DN1063CT-ND	1.30	1.24	.81	DN1063TR-ND	240.25	S1210-122K
1.2	7.9	40	650	DN7908CT-ND	1.30	1.24	.81	DN7908TR-ND	240.25	S1210R-122K
1.5	7.9	40	603	DN1064CT-ND	1.30	1.24	.81	—	—	S1210-152K
1.5	7.9	40	603	DN7910CT-ND	1.30	1.24	.81	DN7910TR-ND	240.25	S1210R-152K
1.8	7.9	40	564	DN1065CT-ND	1.30	1.24	.81	DN1065TR-ND	240.25	S1210-182K
1.8	7.9	40	564	DN7913CT-ND	1.30	1.24	.81	DN7913TR-ND	240.25	S1210R-182K
2.2	7.9	40	533	DN7914CT-ND	1.30	1.24	.81	DN7914TR-ND	240.25	S1210R-222K
2.7	7.9	40	526	DN7916CT-ND	1.30	1.24	.81	DN7916TR-ND	240.25	S1210R-272K
3.3	7.9	40	509	DN7919CT-ND	1.30	1.24	.81	DN7919TR-ND	240.25	S1210R-332K
3.9	7.9	40	500	DN1069CT-ND	1.30	1.24	.81	DN1069TR-ND	240.25	S1210-392K
3.9	7.9	40	500	DN7922CT-ND	1.30	1.24	.81	DN7922TR-ND	240.25	S1210R-392K
4.7	7.9	40	455	DN7925CT-ND	1.30	1.24	.81	DN7925TR-ND	240.25	S1210R-472K
5.6	7.9	40	399	DN1071CT-ND	1.30	1.24	.81	DN1071TR-ND	240.25	S1210-562K
5.6	7.9	40	399	DN7928CT-ND	1.30	1.24	.81	DN7928TR-ND	240.25	S1210R-562K
6.8	7.9	40	372	DN7930CT-ND	1.30	1.24	.81	DN7930TR-ND	240.25	S1210R-682K
8.2	7.9	40	349	DN1073CT-ND	1.30	1.24	.81	DN1073TR-ND	240.25	S1210-822K
10	2.5	40	330	DN7905CT-ND	1.30	1.24	.81	DN7905TR-ND	240.25	S1210R-103K
15	2.5	40	288	DN7911CT-ND	1.30	1.24	.81	DN7911TR-ND	240.25	S1210R-153K
22	2.5	40	262	DN7915CT-ND	1.30	1.24	.81	DN7915TR-ND	240.25	S1210R-223K
27	2.5	40	228	DN7917CT-ND	1.30	1.24	.81	DN7917TR-ND	240.25	S1210R-273K
33	2.5	40	215	DN7920CT-ND	1.30	1.24	.81	DN7920TR-ND	240.25	S1210R-333K
39	2.5	40	204	DN1081CT-ND	1.30	1.24	.81	DN1081TR-ND	240.25	S1210-393K
39	2.5	40	204	DN7923CT-ND	1.30	1.24	.81	DN7923TR-ND	240.25	S1210R-393K
47	2.5	40	194	DN7926CT-ND	1.30	1.24	.81	DN7926TR-ND	240.25	S1210R-473K
100	2.5	40	144	DN7906CT-ND	1.30	1.24	.81	DN7906TR-ND	240.25	S1210R-104K

Induct. (µH)	Test Freq. (MHz)	Q Min.	Current Rating Max. (mA)	Digi-Key Part No.	Cut Tape Price Each			Digi-Key Part No.	T&R Pricing 500	API Delevan Part No.
					1	10	100			
Series S1812 Iron Core, ±10%										
.12	25	50	1412	DN1101CT-ND	1.51	1.44	.94	DN1101TR-ND	519.25	S1812-121M
.15	25	50	1347	DN1102CT-ND	1.51	1.44	.94	DN1102TR-ND	519.25	S1812-151M
.18	25	50	1290	DN1103CT-ND	1.51	1.44	.94	DN1103TR-ND	519.25	S1812-181M
.47	25	40	802	DN1108CT-ND	1.51	1.44	.94	—	—	S1812-471M
.56	25	40	735	DN1109CT-ND	1.51	1.44	.94	DN1109TR-ND	519.25	S1812-561M
.82	25	40	614	DN1111CT-ND	1.51	1.44	.94	DN1111TR-ND	519.25	S1812-821M
Series S1812 Ferrite Core, ±10%										
1.0	7.9	40	755	DN7932CT-ND	1.76	1.68	1.10	DN7932TR-ND	325.50	S1812R-102K
1.2	7.9	40	725	DN1113CT-ND	1.76	1.68	1.10	—	—	S1812-122K
1.5	7.9	40	706	DN1114CT-ND	1.76	1.68	1.10	—	—	S1812-152K
1.5	7.9	40	706	DN7937CT-ND	1.76	1.68	1.10	DN7937TR-ND	325.50	S1812R-152K
1.8	7.9	40	681	DN1115CT-ND	1.76	1.68	1.10	DN1115TR-ND	325.50	S1812-182K

S1210RKIT-ND (S1210RKIT) Series S1210 Inductor Kit
5 each of 37 values (0.10µH to 100.0µH), 185 total pieces.....\$236.25
♦ RoHS Compliant

Series 1812 Unshielded Surface Mount Inductors

Operating Temperature Range: -67°F - 257°F (-55°C - 125°C)
Max. Power Dissipation @ 90°C: .278W (Iron and Ferrite), .210W (Phenolic).



Minimum to Maximum Dimensions - Inch (mm)				
A (over terminals)	B	C (over terminals)	D	E
.166 - .190 (4.22 - 4.83)	.118 - .134 (3.00 - 3.40)	.118 - .134 (3.00 - 3.40)	.054 - .078 (1.37 - 1.98)	.066 (1.68)

Induct. (µH)	Test Freq. (MHz)	Q Min.	Current Rating Max. (mA)	Digi-Key Part No.	Cut Tape Price Each			Digi-Key Part No.	T&R Pricing 500	API Delevan Part No.
					1	10	100			
Series 1812 Iron Core, ±10%										
.12	25	30	818	DN12121CT-ND	.84	.80	.52	DN12121TR-ND	155.00	1812-121K
.18	25	30	757	DN12181CT-ND	.84	.80	.52	DN12181TR-ND	155.00	1812-181K
.22	25	30	708	DN42123CT-ND	.84	.80	.52	DN42123TR-ND	155.00	1812R-221K
.27	25	30	668	DN12271CT-ND	.84	.80	.52	DN12271TR-ND	155.00	1812-271K
.56	25	30	409	DN12561CT-ND	.84	.80	.52	DN12561TR-ND	155.00	1812-561K
.68	25	30	379	DN12681CT-ND	.84	.80	.52	DN12681TR-ND	155.00	1812-681K
Series 1812 Ferrite Core - J Tolerance, ±5%										
1.0	7.9	50	634	DN42111JCT-ND	1.22	1.16	.76	DN42111JTR-ND	224.75	1812R-102J
1.2	7.9	50	604	DN42115JCT-ND	1.22	1.16	.76	DN42115JTR-ND	224.75	1812R-122J
1.5	7.9	50	578	DN42117JCT-ND	1.22	1.16	.76	DN42117JTR-ND	224.75	1812R-152J
1.8	7.9	50	556	DN12182JCT-ND	1.22	1.16	.76	—	—	1812-182J
1.8	7.9	50	556	DN42120JCT-ND	1.22	1.16	.76	DN42120JTR-ND	224.75	1812R-182J
2.2	7.9	50	535	DN12222JCT-ND	1.22	1.16	.76	DN12222JTR-ND	224.75	1812-222J
2.2	7.9	50	535	DN42124JCT-ND	1.22	1.16	.76	DN42124JTR-ND	224.75	1812R-222J
2.7	7.9	50	517	DN42127JCT-ND	1.22	1.16	.76	DN42127JTR-ND	224.75	1812R-272J
3.3	7.9	50	501	DN42130JCT-ND	1.22	1.16	.76	DN42130JTR-ND	224.75	1812R-332J
3.9	7.9	50	472	DN12392JCT-ND	1.22	1.16	.76	DN12392JTR-ND	224.75	1812-392J
3.9	7.9	50	472	DN42133JCT-ND	1.22	1.16	.76	DN42133JTR-ND	224.75	1812R-392J
4.7	7.9	50	448	DN42135JCT-ND	1.22	1.16	.76	DN42135JTR-ND	224.75	1812R-472J
5.6	7.9									

API Delevan Coils and Inductors

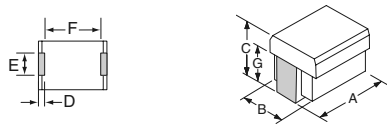
Series S1812 Shielded Surface Mount Inductors (Cont.)

Induct. (µH)	Test Freq. (MHz)	Q Min.	Current Rating Max. (mA)	Digi-Key Part No.	Cut Tape Price Each			Digi-Key Part No.	T&R Pricing 500	API Delevan Part No.
					1	10	100			
2.2	7.9	40	658	DN7940CT-ND	1.76	1.68	1.10	DN7940TR-ND	325.50	S1812R-222K
3.3	7.9	40	534	DN7943CT-ND	1.76	1.68	1.10	DN7943TR-ND	325.50	S1812R-332K
3.9	7.9	40	487	DN1119CT-ND	1.76	1.68	1.10	DN1119TR-ND	325.50	S1812-392K
3.9	7.9	40	487	DN7946CT-ND	1.76	1.68	1.10	DN7946TR-ND	325.50	S1812R-392K
4.7	7.9	40	471	DN1120CT-ND	1.76	1.68	1.10	DN1120TR-ND	325.50	S1812-472K
4.7	7.9	40	471	DN7947CT-ND	1.76	1.68	1.10	DN7947TR-ND	325.50	S1812R-472K
5.6	7.9	40	447	DN7950CT-ND	1.76	1.68	1.10	DN7950TR-ND	325.50	S1812R-562K
6.8	7.9	40	408	DN7953CT-ND	1.76	1.68	1.10	DN7953TR-ND	325.50	S1812R-682K
8.2	7.9	40	372	DN7956CT-ND	1.76	1.68	1.10	DN7956TR-ND	325.50	S1812R-822K
10	2.5	50	333	DN7933CT-ND	1.76	1.68	1.10	DN7933TR-ND	325.50	S1812R-103K
15	2.5	50	301	DN1126CT-ND	1.76	1.68	1.10	DN1126TR-ND	325.50	S1812-153K
15	2.5	50	301	DN7938CT-ND	1.76	1.68	1.10	DN7938TR-ND	325.50	S1812R-153K
22	2.5	50	277	DN7941CT-ND	1.76	1.68	1.10	DN7941TR-ND	325.50	S1812R-223K
33	2.5	50	258	DN7944CT-ND	1.76	1.68	1.10	DN7944TR-ND	325.50	S1812R-333K
47	2.5	50	242	DN7948CT-ND	1.76	1.68	1.10	DN7948TR-ND	325.50	S1812R-473K
56	2.5	50	235	DN7951CT-ND	1.76	1.68	1.10	DN7951TR-ND	325.50	S1812R-563K
68	2.5	50	215	DN1134CT-ND	1.76	1.68	1.10	DN1134TR-ND	325.50	S1812-683K
68	2.5	50	215	DN7954CT-ND	1.76	1.68	1.10	DN7954TR-ND	325.50	S1812R-683K
82	2.5	50	196	DN1135CT-ND	1.76	1.68	1.10	—	—	S1812-823K
100	.79	40	169	DN7934CT-ND	1.76	1.68	1.10	DN7934TR-ND	325.50	S1812R-104K
120	.79	40	163	DN1137CT-ND	1.76	1.68	1.10	DN1137TR-ND	325.50	S1812-124K
120	.79	40	163	DN7936CT-ND	1.76	1.68	1.10	DN7936TR-ND	325.50	S1812R-124K
180	.79	40	153	DN1139CT-ND	1.76	1.68	1.10	DN1139TR-ND	325.50	S1812-184K
180	.79	40	153	DN7939CT-ND	1.76	1.68	1.10	DN7939TR-ND	325.50	S1812R-184K
220	.79	40	149	DN7942CT-ND	1.76	1.68	1.10	DN7942TR-ND	325.50	S1812R-224K
330	.79	40	129	DN7945CT-ND	1.76	1.68	1.10	DN7945TR-ND	325.50	S1812R-334K
390	.79	40	105	DN1143CT-ND	1.76	1.68	1.10	DN1143TR-ND	325.50	S1812-394K
470	.79	40	91	DN1144CT-ND	1.76	1.68	1.10	DN1144TR-ND	325.50	S1812-474K
470	.79	40	91	DN7949CT-ND	1.76	1.68	1.10	DN7949TR-ND	325.50	S1812R-474K
560	.79	40	84	DN7952CT-ND	1.76	1.68	1.10	DN7952TR-ND	325.50	S1812R-564K
680	.79	40	79	DN1146CT-ND	1.76	1.68	1.10	DN1146TR-ND	325.50	S1812-684K
680	.79	40	79	DN7955CT-ND	1.76	1.68	1.10	DN7955TR-ND	325.50	S1812R-684K
1,000	.25	.40	60	DN7935CT-ND	1.76	1.68	1.10	DN7935TR-ND	325.50	S1812R-105K

S1812RKIT-ND* (S1812RKIT) Series S1812 Inductor Kit
5 each of 49 values (0.10µH to 1000.0µH), 245 total pieces \$330.40

◆ RoHS Compliant

Series P1812 Surface Mount Power Inductors



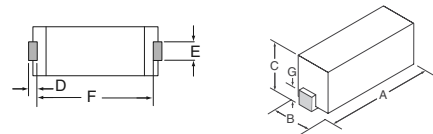
Minimum to Maximum Dimensions – Inch (mm)				
A (over terminals)	B	C (over terminals)	D (Min.)	
.166 – .190 (4.22 – 4.83)	.118 – .134 (3.00 – 3.40)	.118 – .134 (3.00 – 3.40)	.015 (.38)	
E		F (Ref. only)		G (Ref. only)
.054 – .078 (1.37-1.98)		.118 (3.00)		.066 (1.68)

Operating Temperature Range: -55°C – 125°C Maximum Power Dissipation @ 90°C: 278W.

Induct. (µH)	DC Resist. Max. (Ohms)	Current Rating (mA)	Incremental Current Rating (mA DC)	Digi-Key Part No.	Cut Tape Price Each			Digi-Key Part No.	T&R Pricing 500	API Delevan Part No.
					1	10	100			
1.0	0.113	1050	2400	DN7868CT-ND	1.26	1.20	.78	DN7868TR-ND	232.50	P1812R-102K
4.7	0.401	650	1131	DN3308CT-ND	1.26	1.20	.78	—	—	P1812-472K
4.7	0.401	650	1131	DN7875CT-ND	1.26	1.20	.78	DN7875TR-ND	232.50	P1812R-472K
5.6	0.437	650	1060	DN7877CT-ND	1.26	1.20	.78	DN7877TR-ND	232.50	P1812R-562K
6.8	0.472	600	990	DN3310CT-ND	1.26	1.20	.78	—	—	P1812-682K
6.8	0.472	600	990	DN7878CT-ND	1.26	1.20	.78	DN7878TR-ND	232.50	P1812R-682K
10	0.608	550	772	DN7869CT-ND	1.26	1.20	.78	DN7869TR-ND	232.50	P1812R-103K
15	0.780	450	693	DN7871CT-ND	1.26	1.20	.78	DN7871TR-ND	232.50	P1812R-153K
18	0.875	400	614	DN7872CT-ND	1.26	1.20	.78	DN7872TR-ND	232.50	P1812R-183K
22	1.200	370	515	DN7873CT-ND	1.26	1.20	.78	DN7873TR-ND	232.50	P1812R-223K
33	1.578	300	425	DN7874CT-ND	1.26	1.20	.78	DN7874TR-ND	232.50	P1812R-333K
47	2.064	260	366	DN7876CT-ND	1.26	1.20	.78	DN7876TR-ND	232.50	P1812R-473K
68	3.408	220	297	DN3322CT-ND	1.26	1.20	.78	DN3322TR-ND	232.50	P1812-683K
100	4.220	180	238	DN7870CT-ND	1.26	1.20	.78	DN7870TR-ND	232.50	P1812R-104K
120	6.000	160	208	DN3325CT-ND	1.26	1.20	.78	DN3325TR-ND	232.50	P1812-124K

◆ RoHS Compliant

Series P1330 Surface Mount Power Inductors



Minimum to Maximum Dimensions – Inch (mm)			
A	B	C	D (Min.)
.300 – .325 (7.62 – 8.26)	.105 – .125 (2.67 – 3.18)	.125 – .145 (3.18 – 3.68)	.020 (.506)
E		G (Ref. only)	
.040 – .060 (1.02 – 1.52)		.190 (4.83)	

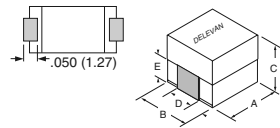
Operating Temperature Range: -55°C – 125°C Maximum Power Dissipation @ 90°C: 210W

Induct. (µH) ±10% @ 1KHz	DC Resist. Max. (Ohms)	Current Rating (mA)	Incremental Current Rating (mA DC)	Digi-Key Part No.	Cut Tape Price Each			Digi-Key Part No.	T&R Pricing 500	API Delevan Part No.
					1	10	100			
1.0	0.035	2780	1526	DN3260CT-ND	1.87	1.79	1.16	DN3260TR-ND	480.50	P1330R-102K
1.0	0.035	2780	1526	DN7855CT-ND	2.60	2.48	1.62	DN7855TR-ND	480.50	P1330R-102K
2.2	0.075	1690	1104	DN7860CT-ND	2.60	2.48	1.62	DN7860TR-ND	480.50	P1330R-222K
5.6	0.145	1110	612	DN7865CT-ND	2.60	2.48	1.62	DN7865TR-ND	480.50	P1330R-562K
10	0.216	946	564	DN7856CT-ND	2.60	2.48	1.62	DN7856TR-ND	480.50	P1330R-103K
22	0.384	694	348	DN3276CT-ND	1.87	1.79	1.16	DN3276TR-ND	372.00	P1330R-223K
22	0.384	694	348	DN7861CT-ND	2.60	2.48	1.62	DN7861TR-ND	480.50	P1330R-223K
47	0.792	467	246	DN3280CT-ND	1.87	1.79	1.16	—	—	P1330-473K
47	0.792	467	246	DN7863CT-ND	2.60	2.48	1.62	DN7863TR-ND	480.50	P1330R-473K
68	1.020	384	174	DN7866CT-ND	2.60	2.48	1.62	DN7866TR-ND	480.50	P1330R-683K
82	1.380	362	150	DN7867CT-ND	2.60	2.48	1.62	DN7867TR-ND	480.50	P1330R-823K
100	1.680	347	132	DN3284CT-ND	2.20	2.10	1.36	DN3284TR-ND	558.00	P1330-104K
100	1.680	347	132	DN7857CT-ND	3.02	2.88	1.88	DN7857TR-ND	558.00	P1330R-104K
150	2.040	272	106	DN3286CT-ND	2.20	2.10	1.36	—	—	P1330-154K
150	2.040	272	106	DN7859CT-ND	3.02	2.88	1.88	DN7859TR-ND	558.00	P1330R-154K
330	4.800	179	57	DN3290CT-ND	2.20	2.10	1.36	—	—	P1330-334K
330	4.800	179	57	DN7862CT-ND	3.02	2.88	1.88	DN7862TR-ND	558.00	P1330R-334K
470	6.000	161	41	DN7864CT-ND	3.02	2.88	1.88	DN7864TR-ND	558.00	P1330R-474K
1,000	11.160	105	22	DN7858CT-ND	3.02	2.88	1.88	DN7858TR-ND	558.00	P1330R-105K

◆ RoHS Compliant

Series 4922 High Current Surface Mount Power Inductors

Mechanical Configuration: Units are encapsulated in a surface mount package using an epoxy molded case. Leads are pre-tinned. A high resistivity ferrite core allows for high inductance with low DC resistance.



Operating Temperature Range: -55°C – 125°C • Current Rating: 40°C Rise over 85°C Ambient • Maximum Power Dissipation @ 85°C: .55W • Inductance: Measured at 1V with no DC current

Minimum to Maximum Dimensions – Inch (mm)				
A	B	C	D	E (Ref. only)
.500 (12.70)	.240 (6.10)	.220 (5.59)	.065 (1.66)	.100 (2.54)

Induct. (µH) ±15% @ 1KHz	DC Resist. Max. (Ohms)	Rated Current (Max. Amps)	Incremental Current (Amps)	Digi-Key Part No.	Cut Tape Price Each			Digi-Key Part No.	T & R Pricing 800	API Delevan Part No.
					1	10	100			
0.22	0.0080	7.00	7.00	DN2193CT-ND	2.69	2.56	1.67	—	—	4922-221L
0.22	0.0080	7.00	7.00	DN7802CT-ND	2.90	2.76	1.80	DN7802TR-ND	855.60	4922R-221L
0.33	0.0090	6.50	6.50	DN2195CT-ND	2.69	2.56	1.67	—	—	4922-331L
0.39	0.0095	6.25	6.25	DN2196CT-ND	2.69	2.56	1.67	DN2196TR-ND	855.60	4922-391L
0.47	0.0100	6.00	6.00	DN2197CT-ND	2.69	2.56	1.67	DN2197TR-ND	855.60	4922-471L
0.47	0.0100	6.00	6.00	DN7817CT-ND	2.90	2.76	1.80	DN7817TR-ND	855.60	4922R-471L
0.56	0.0105	5.80	5.80	DN2198CT-ND	2.69	2.56	1.67	DN2198TR-ND	855.60	4922-561L
0.68	0.0110	5.70	5.70	DN2199CT-ND	2.69	2.56	1.67	DN2199TR-ND	806.00	4922-681L
0.82	0.0120	5.60	5.60	DN2200CT-ND	2.69	2.56	1.67	—	—	4922-821L
1.0	0.013	5.50	5.50	DN7788CT-ND	2.90	2.76	1.80	DN7788TR-ND	855.60	4922R-01L
1.2	0.018	4.69	4.69	DN2202CT-ND	2.69	2.56	1.67	—	—	4922-02L
1.5	0.020	4.45	4.45	DN2203CT-ND	2.69	2.56	1.67	DN2203TR-ND	855.60	4922-03L
1.8	0.021	4.34	4.34	DN2204CT-ND	2.69	2.56	1.67	DN2204TR-ND	855.60	4922-04L
2.2	0.029	3.70	3.70	DN7789CT-ND	2.90	2.76	1.80	DN7789TR-ND	855.60	4922R-05L
2.7	0.034	3.41	3.41	DN2206CT-ND	2.69	2.56	1.67	—	—	4922-06L
3.3	0.038	3.23	3.23	DN7790CT-ND	2.90	2.76	1.80	DN7790TR-ND	855.60	4922R-07L
3.9	0.042	3.07	3.07	DN7791CT-ND	2.90	2.76	1.80	DN7791TR-ND	855.60	