

Fig.	Description (applications and notes)	Inductance	Schematic Information						Digi-Key Part No.	Price Each					Newava Part No.
			Primary			Secondary				1	10	50	100	500	
			Start	CTap	Finish	Start	CTap	Finish							
1	Transformer for Maxim 250/251; 5V to 5V @ 50ma	2.5mH	1	—	3	4	—	6	470-1001-ND	10.36	7.13	4.15	3.97	3.50	S22601
2	Transformer for Maxim 250/251; For RS232 Isolation Isolation for Digital Audio; Crystal CS8401/2/11/12	2mH 225µH	1	2	3	4	5	6	470-1002-ND 470-1003-ND	9.20 9.20	6.33 6.33	3.68 3.68	3.52 3.11	3.11	S22100 S22083
3	Digital Audio, SMD, Transformer	225µH	1	—	4	5	—	8	470-1000-ND	8.96	6.16	3.48	3.03	2.69	S37211
4	Isolation for Digital Audio; Crystal CS8401/2/11/12	225µH	1	—	3	4	—	6	470-1004-ND	8.36	5.75	3.35	3.20	2.83	S22160
	Transformer for Maxim 250/251; RS232 Isolation	2mH	3	2	1	6	5	4	470-1005-ND	8.36	5.75	3.35	3.20	2.83	S22230
	Isolation for Digital Audio, Shielded, Crystal CS8401/2/11/12	225µH	1	—	3	4	—	6	470-1006-ND	8.60	5.92	3.44	3.29	2.91	S22133
	Digital Audio, Shielded, 70-110 ohm, Crystal 8401, 8402, 8411 and 8412	225µH	1	—	3	4	—	6	470-1007-ND	8.60	5.92	3.44	3.29	2.91	S22523
5	Inductor, 3.6A	33µH	1-5	—	6-10	—	—	—	470-1009-ND	9.20	6.33	3.68	3.52	3.11	S34568
6	Inductor DCR 0.15 ohms, 0.63A	150µH	1-4	—	5-8	—	—	—	470-1010-ND	8.96	6.16	3.59	3.43	3.03	S34547
	Inductor DCR 0.04 ohms, 3.7A	47µH	1-4	—	5-8	—	—	—	470-1011-ND	9.44	6.49	3.78	3.62	3.19	S34567
7	Inductor DCR 0.300 ohms SMD, 0.45A	150µH	1	—	6	—	—	—	470-1012-ND	9.20	6.33	3.68	3.52	3.11	S34582
	Inductor DCR 0.150 ohms SMD, 0.63A	150µH	1-4	—	5-8	—	—	—	470-1013-ND	8.96	6.16	3.59	3.43	3.03	S34591
8	1A Inductor, Buck for LM257x	330µH	1	—	3	4	—	6	470-1018-ND	11.88	8.17	4.76	4.55	4.01	S34042
9	3A Inductor, Buck for LM257x	150µH	1	—	3	4	—	6	470-1008-ND	12.12	8.34	4.85	4.64	4.10	S34045
	0.9A Inductor, Buck for LM257x	1000µH	1	—	3	4	—	6	470-1014-ND	13.00	8.94	5.20	4.98	4.39	S34050
10	3.25A Inductor, for LM259x	68µH	1	—	4	5	—	8	470-1017-ND	9.44	6.49	3.78	3.62	3.19	S34566
11	2.25A Inductor, SMD for LM259x	47µH	6	1	2	3	4	5	470-1016-ND	9.20	6.33	3.68	3.52	3.11	S34603
	1.5A Inductor, SMD for LM259x	100µH	1-5	—	6-10	—	—	—	470-1019-ND	9.20	6.33	3.68	3.52	3.11	S34601

RoHS Compliant



Helically Wound Power Inductors

Features: • Very high rated current • Extremely low DC resistance • Very low profile and smallest possible footprint • Suitable for pick-and-place processes
Construction: • Ferrite core • Magnetically shielded • Winding: Enamel copper flat wire • Self-loaded construction under body termination
General Technical Data: • Operating Temperature: -40°C - 130°C

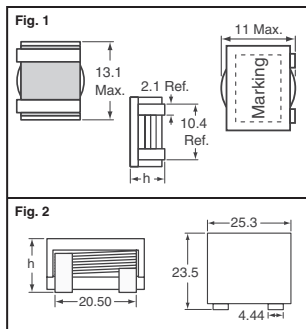


Fig.	Inductance (µH)	Tolerance	Isat (A)	Rmax (mΩ)	Dim. h (mm)	Digi-Key Part No.	Cut Tape Price Each			Digi-Key Part No.	Tape and Reel		Epcos Part No.
							1	10	50		Qty.	Pricing	
1	0.50	±10%	30	1.1	4.95	495-1866-1-ND†	3.38	3.07	2.77	495-1866-2-ND	750	1249.50	B82559A0501A013
	0.95		25	1.4	5.95	495-1867-1-ND†	3.38	3.07	2.77	495-1867-2-ND	550	916.30	B82559A0951A013
	1.1		20	2.2	4.95	495-1860-1-ND†	3.38	3.07	2.77	495-1860-2-ND	750	1249.50	B82559A0112A013
	1.4		22	1.8	5.95	495-1861-1-ND†	3.38	3.07	2.77	495-1861-2-ND	550	916.30	B82559A0142A013
	2.2		15	4.2	4.95	495-1862-1-ND†	3.38	3.07	2.77	495-1862-2-ND	750	1249.50	B82559A0222A013
	2.4		16.5	3.2	5.95	495-1863-1-ND†	3.38	3.07	2.77	495-1863-2-ND	550	916.30	B82559A0242A013
2	3.0	±7%	13	5.1	4.95	495-1864-1-ND†	3.38	3.07	2.77	495-1864-2-ND	750	1249.50	B82559A0302A013
	3.9		12	6.0	5.95	495-1865-1-ND†	3.38	3.07	2.77	495-1865-2-ND	500	833.00	B82559A0392A013
	0.44		71	0.23	8.95	495-3452-ND†	5.24	3.74	3.37	—	—	—	B82559A1042A25
	1.25		50	0.46	10.75	495-3453-ND†	5.85	4.18	3.77	—	—	—	B82559A2122A25
	2.3		41	0.7	11.95	495-3454-ND†	6.62	4.73	4.26	—	—	—	B82559A3232A25
	2.9		33	1.15	10.75	495-3455-ND†	6.16	4.40	3.96	—	—	—	B82559A3292A25
	4.35		30	1.5	10.75	495-3456-ND†	7.08	5.06	4.56	—	—	—	B82559A4432A25
	6.1		28	1.75	11.95	495-3457-ND†	8.62	6.16	5.55	—	—	—	B82559A5612A25
	7.9		26	2.15	12.85	495-3458-ND†	9.55	6.82	6.14	—	—	—	B82559A6792A25
	10		24	2.5	12.85	495-3459-ND†	9.55	6.82	6.14	—	—	—	B82559A7103A25

† Bulk

‡ 495-1686-ND Power Inductor Kit (2 each of part numbers denoted, 16 total pieces) 61.50

More Product Available Online: www.digkey.com

Toll-Free: 1-800-344-4539 • Phone 218-681-6674 • Fax: 218-681-3380



Surface Mount Inductors



Features: B82496C Series: • High resonance frequency • Free of polarization effect • Close inductance tolerance • High mechanical stability B82496F Series: • High resonance frequency • Suitable for reflow (IR and vapor phase) and wave soldering B82422A Series: • Very wide temperature range (up to 145°C) • High Q factor • High resonance frequency B82442H Series: • Very high current handling capability • High inductance value • Suitable for reflow (IR and vapor phase) and wave soldering B82467 Series: • High rated current • Low DC resistance B82478 Series: • Very high rated current • Low DC resistance B82479 Series: • Very high rated current • Low DC resistance B82479 Series: • Very high rated current • Low DC resistance • Suitable for reflow soldering B82464G/AZ Series: • Wide temperature range • Very high rated current • Low DC resistance • Suitable for reflow soldering B82477 Series: • Wide temperature range • Very high rated current • Low DC resistance • Suitable for reflow soldering B82478 Series: • Wide temperature range • Very high rated current • Low DC resistance • Suitable for reflow soldering B82479 Series: • Very high rated current • Low DC resistance • Suitable for reflow soldering

Inductance (µH)	Inductance Tolerance	Q _{min.}	DC Res. Max. (Ω)	Current Rating (A)	Digi-Key Part No.	Cut Tape Pricing			Digi-Key Part No.	Tape and Reel		Epcos Part No.
						1	10	50		Qty.	Pricing	
Fig. 1 — B82496C Series — 0603												
0.001	±0.3nH	7	0.02	1.8	495-1826-1-ND	.30	2.70	12.02	495-1826-2-ND	4,000	105.00/M	B82496C3109A
0.0015	±0.3nH	8	0.03	1.5	495-1832-1-ND†	.30	2.70	12.02	495-1832-2-ND	4,000	105.00/M	B82496C3159A
0.0018	±0.3nH	12	0.033	1.5	495-2028-1-ND†	.30	2.70	12.02	495-2028-2-ND	4,000	105.00/M	B82496C3189A
0.0022	±0.3nH	14	0.035	1.5	495-1835-1-ND†	.30	2.70	12.02	495-1835-2-ND	4,000	105.00/M	B82496C3229A
0.0027	±0.3nH	14	0.04	1.4	495-2030-1-ND†	.30	2.70	12.02	495-2030-2-ND	4,000	105.00/M	B82496C3279A
0.0033	±0.3nH	14	0.06	1.2	495-1837-1-ND†	.30	2.70	12.02	495-1837-2-ND	4,000	105.00/M	B82496C3339A
0.0039	±5%	14	0.065	1.1	495-2032-1-ND†	.32	2.86	12.70	495-2032-2-ND	4,000	111.00/M	B82496C3399J
0.0047	±5%	14	0.10	0.8	495-1839-1-ND†	.32	2.86	12.70	495-1839-2-ND	4,000	111.00/M	B82496C3479J
0.0056	±5%	14	0.15	0.7	495-2034-1-ND†	.32	2.86	12.70	495-2034-2-ND	4,000	111.00/M	B82496C3569J
0.0068	±5%	14	0.15	0.7	495-1841-1-ND†	.32	2.86	12.70	495-1841-2-ND	4,000	111.00/M	B82496C3689J
0.0082	±5%	14	0.18	0.65	495-1843-1-ND†	.32	2.86	12.70	495-1843-2-ND	4,000	111.00/M	B82496C3829J
0.01	±5%	14	0.20	0.60	495-1824-1-ND†	.32	2.86	12.70	495-1824-2-ND	4,000	111.00/M	B82496C3100J
0.012	±5%	14	0.35	0.45	495-1827-1-ND†	.32	2.86	12.70	495-1827-2-ND	4,000	111.00/M	B82496C3120J
0.015	±5%	14	0.40	0.42	495-1830-1-ND†	.32	2.86	12.70	495-1830-2-ND	4,000	111.00/M	B82496C3150J
0.018	±5%	14	0.45	0.40	495-2026-1-ND†	.32	2.86	12.70	495-2026-2-ND	4,000	111.00/M	B82496C3180J
0.022	±5%	14	0.50	0.38	495-1833-1-ND†	.32	2.86	12.70	495-1833-2-ND	4,000	111.00/M	B82496C3220J
0.027	±5%	14	0.55	0.36	495-2029-1-ND†	.32	2.86	12.70	495-2029-2-ND	4,000	111.00/M	B82496C3270J
0.033	±5%	14	0.60	0.35	495-1836-1-ND†	.32	2.86	12.70	495-1836-2-ND	4,000	111.00/M	B82496C3330J
0.039	±5%	14	0.80	0.30	495-2031-1-ND†	.32	2.86	12.70	495-2031-2-ND	4,000	111.00/M	B82496C3390J
0.047	±5%	14	0.95	0.27	495-1838-1-ND†	.32	2.86	12.70	495-1838-2-ND	4,000	111.00/M	B82496C3470J
0.056	±5%	14	1.2	0.25	495-2033-1-ND†	.32	2.86	12.70	495-2033-2-ND	4,000	111.00/M	B82496C3560J
0.068	±5%	14	1.3	0.23	495-1840-1-ND†	.32	2.86	12.70	495-1840-2-ND	4,000	111.00/M	B82496C3680J
0.082	±5%	14	1.5	0.22	495-1842-1-ND†	.32	2.86	12.70	495-1842-2-ND	4,000	111.00/M	B82496C3820J
0.1	±5%	14	1.8	0.20	495-2032-1-ND†	.32	2.86	12.70	495-2032-2-ND	4,000	111.00/M	B82496C3101J
0.12	±5%	5	3.0	0.15	495-1828-1-ND†	.32	2.86	12.70	495-1828-2-ND	4,000	111.00/M	B82496C3121J
0.15	±5%	5	5.0	0.13	495-1831-1-ND†	.32	2.86	12.70	495-1831-2-ND	4,000	111.00/M	B82496C3151J
0.18	±5%	4	6.0	0.12	495-2027-1-ND†	.32	2.86	12.70	495-2027-2-ND	4,000	111.00/M	B82496C3181J
0.22	±5%	4	7.0	0.11	495-1834-1-ND†	.32	2.86	12.70	495-1834-2-ND	4,000	111.00/M	B82496C3221J
† 495-1684-ND B82496C Series Inductor Kit 15 Each of Values Denoted\$87.75												
Fig. 2 — B82496F Series — 0805												
0.0027	±10%	50	0.03	1.0	495-2058-1-ND†	.58	5.25	23.32	495-2058-2-ND	3,000	204.00/M	B82496F3279K
0.0056	±10%	50	0.04	0.9	495-2113-1-ND†	.58	5.25	23.32	495-2113-2-ND	3,000	204.00/M	B82496F3569K
0.0068	±10%	50	0.05	0.8	495-1857-1-ND†	.58	5.25	23.32	495-1857-2-ND	3,000	204.00/M	B82496F3689K
0.0082	±10%	50	0.09	0.7	495-1859-1-ND†	.58	5.25	23.32	495-1859-2-ND	3,000	204.00/M	B82496F3829K
0.01	±5%	50	0.09	0.7	495-1848-1-ND†	.58	5.25	23.32	495-1848-2-ND	3,000	204.00/M	B82496F3100J
0.012	±5%	50	0.09	0.7	495-2035-1-ND†	.58	5.25	23.32	495-2035-2-ND	3,000	204.00/M	B82496F3120J
0.015	±5%	50	1.13	0.65	495-2036-1-ND†	.58	5.25	23.32	495-2036-2-ND	3,000	204.00/M	B82496F3150J
0.018	±5%	60	0.08	0.7	495-2037-1-ND†	.58	5.25	23.32	495-2037-2-ND	3,000	204.00/M	B82496F3180J
0.022	±5%	60	0.08	0.7	495-1850-1-ND†	.58	5.25	23.32	495-1850-2-ND	3,000	204.00/M	B82496F3220J
0.027	±5%	60	0.09	0.7	495-2038-1-ND†	.58	5.25	23.32	495-2038-2-ND	3,000	204.00/M	B82496F3270J
0.033	±5%	65	0.11	0.6	495-1852-1-ND†	.58	5.25	23.32	495-1852-2-ND	3,000	204.00/M	B82496F3330J
0.039	±5%	65	0.12	0.6	495-2040-1-ND†	.58	5.25	23.32	495-2040-2-ND	3,000	204.00/M	B82496F3390J
0.047	±5%	65	0.13	0.6	495-1854-1-ND†	.58	5.25	23.32	495-1854-2-ND	3,000	204.00/M	B82496F3470J
0.056	±5%	60	0.14	0.6	495-2041-1-ND†	.58	5.25	23.32	495-2041-2-ND	3,000	204.00/M	B82496F3560J
0.068	±5%	60	0.18	0.5	495-1856-1-ND†	.58	5.25	23.32	495-1856-2-ND	3,000	204.00/M	B82496F3680J
0.082	±5%	60	0.19	0.5	495-1858-1-ND†	.58	5.25	23.32	495-1858-2-ND	3,000	204.00/M	B82496F3820J
0.1	±5%	55	0.28	0.45	495-1849-1-ND†	.58	5.25	23.32	495-1849-2-ND	3,000	204.00/M	B82496F3101J
0.12	±5%	50	0.31	0.44	495-3433-1-ND†	.58	5.25	23.32	495-3433-2-ND	3,000	204.00/M	B82496F3121J
0.15	±5%	45	0.42	0.40	495-3434-1-ND†	.58	5.25	23.32	495-3434-2-ND	3,000	204.00/M	B82496F3151J
0.22	±5%	45	0.70	0.32	495-1851-1-ND†	.58	5.25	23.32	495-1851-2-ND	3,000	204.00/M	B82496F3221J
0.33	±5%	45	1.5	0.22	495-1853-1-ND†	.58	5.25	23.32	495-1853-2-ND	3,000	204.00/M	B82496F3331J
0.47	±5%	30	1.9	0.19	495-1855-1-ND†	.58	5.25	23.32	495-1855-2-ND	3,000	204.00/M	B82496F3471J
0.68	±5%	23	1.7	0.19	495-3436-1-ND†	.58	5.25	23.32	495-3436-2-ND	3,000	204.00/M	B82496F3681J
0.82	±5%	23	1.9	0.18	495-3435-1-ND†	.58	5.25	23.32	495-3435-2-ND	3,000	204.00/M	B82496F3821J
1.0	±5%	20	0.55	0.24	495-1844-1-ND†	.76	6.88	30.56	495-1844-2-ND	3,000	267.00/M	B82496F1102J
2.2	±5%	20	1.6	0.13	495-1845-1-ND†	.76	6.88	30.56	495-1845-2-ND	3,000	267.00/M	B82496F1222J
4.7	±5%	20	3.8	0.09	495-1846-1-ND†	.76	6.88	30.56	495-1846-2-ND	3,000	267.00/M	B82496F1472J
6.8	±5%	20	4.7	0.08	495-1847-1-ND†	.76	6.88	30.56	495-1847-2-ND	3,000	267.00/M	B82496F1682J
† 495-1685-ND B82496F Series Inductor Kit 15 Each of Values Denoted\$87.75												
Fig. 3 — B82422A Series — 1210												
0.0082	±10%	20	0.08	0.8	495-1721-1-ND	.34	3.09	13.72	495-1721-2-ND	2,000	120.00/M	B82422A3829K100
0.01	±10%	20	0.09	0.75	495-1707-1-ND	.34	3.09	13.72	—	—	—	B82422A3100K100
0.012	±10%	25	0.10	0.7	495-1966-1-ND	.34	3.09	13.72	495-1966-2-ND	2,000	120.00/M	B82422A3120K100
0.015	±10%	27	0.12	0.64	495-1709-1-ND†	.34	3.09	13.72	495-1709-2-ND	2,000	120.00/M	B82422A3150K100
0.022	±10%	30	0.14	0.6	495-1713-1-ND†	.34	3.09	13.72	495-1713-2-ND	2,000	120.00/M	B82422A3220K100
0.033	±10%	20	0.17	0.54	495-1715-1-ND†	.34	3.09	13.72	495-1715-2-ND	2,000	120.00/M	B82422A3330K100
0.047	±10%	26	0.19	0.51	495-1717-1-ND†	.34	3.09	13.72	495-1717-2-ND	2,000	120.00/M	B82422A3470K100
0.068	±10%	27	0.21	0.48	495-1971-1-ND†	.34	3.09	13.72	495-1971-2-ND	2,000	120.00/M	B82422A3680K100
0.1	±10%	25	0.26	0.44	495-1708-1-ND†	.34	3.09	13.72	495-1708-2-ND	2,000	120.00/M	B82422A3101K100
0.12	±10%	22	0.32	0.4	495-1967-1-ND	.34	3.09	13.72	495-1967-2-ND	2,000	120.00/M	B82422A3121K100
0.15	±10%	25	0.33	0.39	495-1710-1-ND†	.34	3.09	13.72	495-1710-2-ND	2,000	120.00/M	B82422A3151K100
0.22	±10%	25	0.64	0.28	495-1714-1-ND†	.34	3.09	13.72	495-1714-2-ND	2,000	120.00/M	B82422A3221K100
0.27	±10%	20	0.90	0.235	495-1968-1-ND†	.34	3.09	13.72	495-1968-2-ND	2,000	120.00/M	B82422A3271K100
0.33	±10%	22	1.3	0.2	495-1716-1-ND†	.34	3.09	13.72	495-1716-2-ND	2,000	120.00/M	B82422A3331K100
0.39	±10%	22	1.4	0.19	495-1970-1-ND†	.34	3.09	13.72	495-1970-2-ND	2,000		



Inductance (µH)	Inductance Tolerance	DC Res. Max. (Ω)	Current Rating (A)	Digi-Key Part No.	Cut Tape Pricing			Digi-Key Part No.	Tape and Reel		Epcos Part No.	
					1	10	50		Qty.	Pricing		
47	±10%	27	7.0	0.085	495-1704-1-ND†	.34	3.09	13.72	495-1704-2-ND	2,000	120.00/M	B82422A1473K100
68	±10%	27	7.7	0.08	495-1706-1-ND†	.34	3.09	13.72	—	—	—	B82422A1683K100
100	±10%	27	11.5	0.065	495-1696-1-ND†	.34	3.09	13.72	495-1696-2-ND	2,000	120.00/M	B82422A1104K100

† 495-1679-ND B82422A Series Inductor Kit 15 Each of Values Denoted.....\$87.75

Fig. 4 — B82422H Series — 1210

1.0	±10%	8	0.10	1.15	495-2637-1-ND	.56	5.02	22.32	495-2637-2-ND	2,000	195.00/M	B82422H1102K
1.5	±10%	8	0.14	0.9	495-2640-1-ND	.56	5.02	22.32	495-2640-2-ND	2,000	195.00/M	B82422H1152K
2.2	±10%	8	0.16	0.8	495-2643-1-ND	.56	5.02	22.32	495-2643-2-ND	2,000	195.00/M	B82422H1222K
3.3	±10%	8	0.18	0.77	495-2646-1-ND	.56	5.02	22.32	495-2646-2-ND	2,000	195.00/M	B82422H1332K
4.7	±10%	8	0.25	0.7	495-2649-1-ND	.56	5.02	22.32	495-2649-2-ND	2,000	195.00/M	B82422H1472K
6.8	±10%	8	0.35	0.57	495-2652-1-ND	.56	5.02	22.32	495-2652-2-ND	2,000	195.00/M	B82422H1682K
10	±10%	12	0.46	0.5	495-2638-1-ND	.56	5.02	22.32	495-2638-2-ND	2,000	195.00/M	B82422H1103K
15	±10%	12	0.72	0.39	495-2641-1-ND	.56	5.02	22.32	495-2641-2-ND	2,000	195.00/M	B82422H1153K
22	±10%	12	1.0	0.33	495-2644-1-ND	.56	5.02	22.32	495-2644-2-ND	2,000	195.00/M	B82422H1223K
33	±10%	15	1.4	0.28	495-2647-1-ND	.56	5.02	22.32	495-2647-2-ND	2,000	195.00/M	B82422H1333K
47	±10%	15	2.1	0.23	495-2650-1-ND	.56	5.02	22.32	495-2650-2-ND	2,000	195.00/M	B82422H1473K
68	±10%	15	3.4	0.18	495-2653-1-ND	.56	5.02	22.32	495-2653-2-ND	2,000	195.00/M	B82422H1683K
100	±10%	20	4.8	0.15	495-2639-1-ND	.56	5.02	22.32	495-2639-2-ND	2,000	195.00/M	B82422H1104K
150	±10%	20	7.5	0.12	495-2642-1-ND	.56	5.02	22.32	495-2642-2-ND	2,000	195.00/M	B82422H1154K
220	±10%	20	10.9	0.1	495-2645-1-ND	.56	5.02	22.32	495-2645-2-ND	2,000	195.00/M	B82422H1224K
330	±10%	20	13	0.09	495-2648-1-ND	.56	5.02	22.32	495-2648-2-ND	2,000	195.00/M	B82422H1334K
470	±10%	20	20	0.076	495-2651-1-ND	.56	5.02	22.32	495-2651-2-ND	2,000	195.00/M	B82422H1474K
680	±10%	20	31	0.061	495-2654-1-ND	.56	5.02	22.32	495-2654-2-ND	2,000	195.00/M	B82422H1684K

Fig. 5 — B82422T Series — 1210

3.3	±10%	30	1.2	0.26	495-2656-1-ND	.29	2.64	11.74	495-2656-2-ND	2,000	103.00/M	B82422T1332K
6.8	±10%	27	1.8	0.18	495-2657-1-ND	.29	2.61	11.74	495-2657-2-ND	2,000	103.00/M	B82422T1682K
15	±10%	27	2.8	0.13	495-2655-1-ND	.29	2.64	11.74	495-2655-2-ND	2,000	103.00/M	B82422T153K
68	±10%	27	9.0	0.06	495-2658-1-ND	.29	2.64	11.74	495-2658-2-ND	2,000	103.00/M	B82422T1683K

Fig. 6 — B82432T Series — 1812

1.0	±10%	10	0.08	1.3	495-1753-1-ND†	.64	5.80	25.76	495-1753-2-ND	2,500	225.00/M	B82432T1102K
1.5	±10%	10	0.11	1.15	495-1975-1-ND†	.64	5.80	25.76	495-1975-2-ND	2,500	225.00/M	B82432T1152K
1.8	±10%	10	0.13	1.05	495-1978-1-ND†	.64	5.80	25.76	495-1978-2-ND	2,500	225.00/M	B82432T1182K
2.2	±10%	10	0.15	1.0	495-1757-1-ND†	.59	5.29	23.52	495-1757-2-ND	2,500	206.00/M	B82432T1222K
3.3	±10%	10	0.19	0.9	495-1760-1-ND†	.64	5.80	25.76	495-1760-2-ND	2,500	225.00/M	B82432T1332K
3.9	±10%	10	0.20	0.85	495-1980-1-ND†	.64	5.80	25.76	495-1980-2-ND	2,500	225.00/M	B82432T1392K
4.7	±10%	10	0.22	0.8	495-1763-1-ND†	.64	5.80	25.76	495-1763-2-ND	2,500	225.00/M	B82432T1472K
6.8	±10%	10	0.30	0.7	495-1766-1-ND†	.64	5.80	25.76	495-1766-2-ND	2,500	225.00/M	B82432T1682K
8.2	±10%	10	0.33	0.67	495-1983-1-ND†	.64	5.80	25.76	495-1983-2-ND	2,500	225.00/M	B82432T1822K
10	±10%	10	0.35	0.65	495-1754-1-ND†	.64	5.80	25.76	495-1754-2-ND	2,500	225.00/M	B82432T1103K
15	±10%	10	0.50	0.6	495-1976-1-ND†	.64	5.80	25.76	495-1976-2-ND	2,500	225.00/M	B82432T1153K
18	±10%	10	0.60	0.55	495-3437-1-ND†	.68	6.10	27.12	495-3437-2-ND	2,500	237.00/M	B82432T1183K
22	±10%	10	0.70	0.45	495-1758-1-ND†	.64	5.80	25.76	495-1758-2-ND	2,500	225.00/M	B82432T1223K
33	±10%	10	1.2	0.4	495-1761-1-ND†	.64	5.80	25.76	495-1761-2-ND	2,500	225.00/M	B82432T1333K
39	±10%	10	1.3	0.38	495-1981-1-ND†	.64	5.80	25.76	495-1981-2-ND	2,500	225.00/M	B82432T1393K
47	±10%	10	1.35	0.35	495-1764-1-ND†	.64	5.80	25.76	495-1764-2-ND	2,500	225.00/M	B82432T1473K
56	±10%	10	2.0	0.3	495-1982-1-ND†	.64	5.80	25.76	495-1982-2-ND	2,500	225.00/M	B82432T1563K
68	±10%	10	2.5	0.25	495-1767-1-ND†	.64	5.80	25.76	495-1767-2-ND	2,500	225.00/M	B82432T1683K
100	±10%	20	3.5	0.2	495-1755-1-ND†	.64	5.80	25.76	495-1755-2-ND	2,500	225.00/M	B82432T1104K
150	±10%	20	6.0	0.16	495-1977-1-ND†	.64	5.80	25.76	495-1977-2-ND	2,500	225.00/M	B82432T1154K
220	±10%	20	7.5	0.13	495-1759-1-ND†	.64	5.80	25.76	495-1759-2-ND	2,500	225.00/M	B82432T1224K
270	±10%	20	10.5	0.12	495-1979-1-ND	.64	5.80	25.76	495-1979-2-ND	2,500	225.00/M	B82432T1274K
330	±10%	20	11.0	0.12	495-1762-1-ND†	.64	5.80	25.76	495-1762-2-ND	2,500	225.00/M	B82432T1334K
470	±10%	20	15	0.1	495-1765-1-ND†	.64	5.80	25.76	495-1765-2-ND	2,500	225.00/M	B82432T1474K
680	±10%	20	23	0.085	495-1768-1-ND†	.64	5.80	25.76	495-1768-2-ND	2,500	225.00/M	B82432T1684K
820	±10%	20	27	0.08	495-1984-1-ND	.64	5.80	25.76	495-1984-2-ND	2,500	225.00/M	B82432T1824K
1000	±10%	20	30	0.07	495-1756-1-ND†	.64	5.80	25.76	495-1756-2-ND	2,500	225.00/M	B82432T1105K

† 495-1680-ND B82432T Series Inductor Kit 15 Each of Values Denoted.....\$87.75

Fig. 7 — B82442A Series — 2220

1.0	±10%	10	0.024	1.8	495-1769-1-ND†	.94	8.50	37.76	495-1769-2-ND	1,500	330.00/M	B82442A1102K
2.2	±10%	10	0.048	1.3	495-1774-1-ND	.99	8.88	39.48	495-1774-2-ND	1,500	345.00/M	B82442A1222K
4.7	±10%	10	0.088	0.95	495-1778-1-ND†	.99	8.88	39.48	495-1778-2-ND	1,500	345.00/M	B82442A1472K
10	±10%	10	0.168	0.69	495-1770-1-ND†	.94	8.50	37.76	495-1770-2-ND	1,500	330.00/M	B82442A1103K
22	±10%	10	0.35	0.48	495-1775-1-ND†	.99	8.88	39.48	495-1775-2-ND	1,500	345.00/M	B82442A1223K
47	±10%	10	0.68	0.34	495-1779-1-ND†	.99	8.88	39.48	495-1779-2-ND	1,500	345.00/M	B82442A1473K
100	±10%	20	1.28	0.25	495-1771-1-ND†	.94	8.50	37.76	495-1771-2-ND	1,500	330.00/M	B82442A1104K
220	±10%	20	2.72	0.17	495-1776-1-ND†	.99	8.88	39.48	495-1776-2-ND	1,500	345.00/M	B82442A1224K
470	±10%	20	5.6	0.12	495-1780-1-ND†	.99	8.88	39.48	495-1780-2-ND	1,500	345.00/M	B82442A1474K
1000	±10%	20	12	0.085	495-1772-1-ND†	.94	8.50	37.76	495-1772-2-ND	1,500	330.00/M	B82442A1105K
4700	±10%	30	62.4	0.036	495-1781-1-ND†	.99	8.88	39.48	495-1781-2-ND	1,500	345.00/M	B82442A1475K
10000	±10%	30	120	0.025	495-1773-1-ND†	.94	8.50	37.76	495-1773-2-ND	1,500	330.00/M	B82442A1106K

Fig. 7 — B82442H Series — 2220

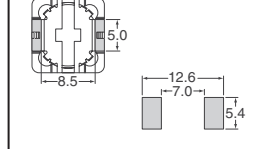
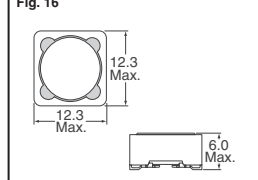
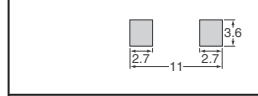
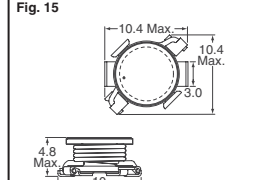
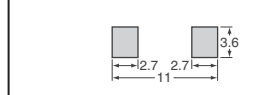
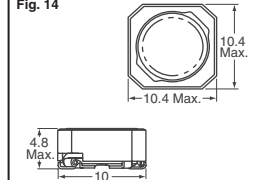
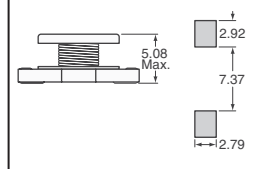
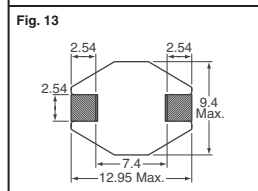
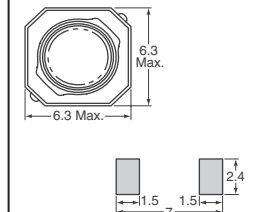
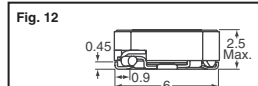
1.0	±10%	10	0.024	2.5	495-1782-1-ND	1.26	11.35	50.44	495-1782-2-ND	1,500	441.00/M	B82442H1102K
2.2	±10%	10	0.048	1.8	495-1787-1-ND	1.26	11.35	50.44	495-1787-2-ND	1,500	441.00/M	B82442H1222K
4.7	±10%	10	0.088	1.35	495-1791-1-ND	1.26	11.35	50.44	495-1791-2-ND	1,500	441.00/M	B82442H1472K
10	±10%	10	0.168	1.0	495-1783-1-ND	1.26	11.35	50.44	495-1783-2-ND	1,500	441.00/M	B82442H1103K
22	±10%	10	0.35	0.67	495-1788-1-ND	1.26	11.35	50.44	495-1788-2-ND	1,500	441.00/M	B82442H1223K
47	±10%	10	0.68	0.48	495-1792-1-ND	1.26	11.35	50.44	495-1792-2-ND	1,500	441.00/M	B82442H1473K
100	±10%	20	1.28	0.35	495-1784-1-ND	1.26	11.35	50.44	495-1784-2-ND	1,500	441.00/M	B82442H1104K
220	±10%	20	2.72	0.24	495-1789-1-ND	1.26	11.35	50.4				



Surface Mount Inductors (Cont.)



Table with columns: Inductance (µH), Inductance Tolerance, DC Res. Max. (Ω), Current Rating (A), Digi-Key Part No., Cut Tape Pricing (1, 10, 50), Digi-Key Part No., Tape and Reel Qty./Pricing, and Epcos Part No. Includes sub-sections for Fig. 10-BB2462A4, Fig. 11-BB2462G4, Fig. 12-BB2462G2, Fig. 13-BB2476, Fig. 14-BB2464Z, and Fig. 15-BB2464A series.



E

† Typical

(Continued)

Digi-Reel® Most SMT cutdown parts are available on a Digi-Reel®. For Digi-Reel part number, change 1-ND to 6-ND or CT-ND to DKR-ND. See Digi-Key® Services on page 2 for additional information.

More Product Available Online: www.digikey.com
Toll-Free: 1-800-344-4539 • Phone 218-681-6674 • Fax: 218-681-3380

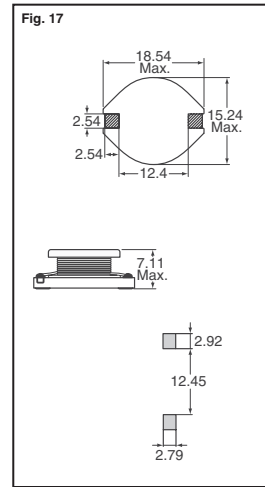


Surface Mount Inductors (Cont.)



Inductance (µH)	Inductance Tolerance	DC Res. Max. (Ω)	Current Rating (A)	Digi-Key Part No.	Cut Tape Pricing			Digi-Key Part No.	Tape and Reel		Epcos Part No.
					1	10	50		Qty.	Pricing	
68	±10%	0.2	1.25	495-2018-1-ND†	1.54	13.90	61.78	495-2018-2-ND	750	405.75	B82464A4683K
100	±10%	0.28	1.03	495-2003-1-ND†	1.54	13.90	61.78	495-2003-2-ND	750	405.75	B82464A4104K
150	±10%	0.40	0.86	495-2007-1-ND†	1.54	13.90	61.78	495-2007-2-ND	750	405.75	B82464A4154K
220	±10%	0.61	0.69	495-2010-1-ND†	1.54	13.90	61.78	495-2010-2-ND	750	405.75	B82464A4224K
330	±10%	1.0	0.58	495-2013-1-ND†	1.54	13.90	61.78	495-2013-2-ND	750	405.75	B82464A4334K
470	±10%	1.27	0.5	495-2016-1-ND†	1.54	13.90	61.78	495-2016-2-ND	750	405.75	B82464A4474K
680	±10%	2.0	0.4	495-2019-1-ND†	1.54	13.90	61.78	495-2019-2-ND	750	405.75	B82464A4684K
1000	±10%	3.0	0.33	495-2004-1-ND†	1.54	13.90	61.78	495-2004-2-ND	750	405.75	B82464A4105K
† 495-1663-ND B82464G/B82464A Series Inductor Kit 3 Each of Values Denoted..... \$126.75											
Fig. 16 — B82477 Series											
1.0	±20%	0.009	9	495-2695-1-ND	1.60	14.53	65.32	495-2695-2-ND	600	472.80	B82477G2102M
4.7	±20%	0.02	5	495-2698-1-ND	1.60	14.53	65.32	495-2698-2-ND	600	472.80	B82477G2472M
10	±20%	0.025	4	495-2696-1-ND	1.27	11.56	51.96	495-2696-2-ND	600	376.20	B82477G2103M
47	±20%	0.075	1.8	495-2699-1-ND	1.60	14.53	65.32	495-2699-2-ND	600	472.80	B82477G2473M
100	±20%	0.16	1.3	495-2697-1-ND	1.60	14.53	65.32	495-2697-2-ND	600	472.80	B82477G2104M
470	±20%	0.77	0.58	495-2700-1-ND	1.60	14.53	65.32	495-2700-2-ND	600	472.80	B82477G2474M
Fig. 17 — B82479 Series											
1.0	±20%	0.011	8.6	495-2701-1-ND	1.30	11.85	53.29	495-2701-2-ND	250	160.75	B82479A1102M
10	±20%	0.032	4.3	495-2702-1-ND	1.71	15.50	69.67	495-2702-2-ND	250	210.25	B82479A1103M
47	±20%	0.087	2.6	495-2704-1-ND	1.71	15.50	69.67	495-2704-2-ND	250	210.25	B82479A1473M
100	±20%	0.19	1.8	495-2703-1-ND	1.71	15.50	69.67	495-2703-2-ND	250	210.25	B82479A1104M
470	±20%	0.85	0.82	495-2705-1-ND	1.71	15.50	69.67	495-2705-2-ND	250	210.25	B82479A1474M

† Typical



Chokes for Data and Signal Lines



B82790S0513N201: Features: • Current compensated ring core choke with ferrite core • Case flame-retardant per UL94V-0 • Suitable for reflow soldering **Specifications:** • Rated voltage: 42VAC (50/60Hz) / 80VDC

B82793S0513N201: Features: • Current compensated ring core choke with ferrite core • High rated current • Reduced component height • Case flame-retardant per UL94V-0 • Suitable for reflow soldering **Specifications:** • Rated voltage: 42VAC (50/60Hz) / 80VDC

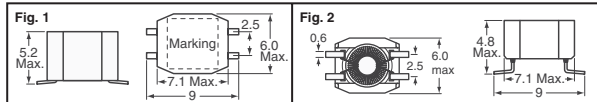


Fig.	Induct. (µH)	DC Typical (Ω)	Current Rating (mA)	Digi-Key Part No.	Cut Tape Price Each			Digi-Key Part No.	Tape & Reel Pricing	Epcos Part No.
					1	10	50		1,500	
1	51	0.16	500	495-1868-1-ND	4.29	3.86	3.43	495-1868-2-ND	1500.00/M	B82790S0513N201
2	51	0.16	800	495-1869-1-ND	1.97	1.78	1.58	495-1869-2-ND	691.00/M	B82793S0513N201

Chokes for Power Lines Current Compensated Ring Core Double Chokes



Construction: • Current-compensated ring core double choke with ferrite core • Polycarbonate case • Polyurethane potting • Sector winding **Features:** • Case and potting flame-retardant per UL94V-0 • High resonance frequency owing to a special winding technique • Approximately 1% stray inductance for symmetrical interference suppression **Specifications:** • Rated voltage: 250VAC • Test voltage: 1500VAC for 2 seconds (line/line) • Inductance tolerance: ±30%

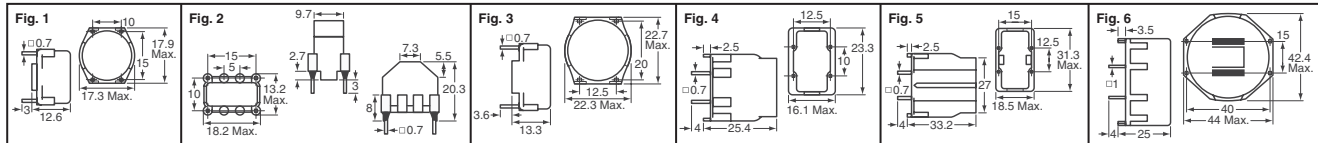


Fig.	Inductance (µH)	DC Res. Typical (Ω)	Current Rating (mA)	Digi-Key Part No.	Price Each			Epcos Part No.
					1	10	100	
1	400	0.035	3600	495-2726-ND	2.20	1.65	1.29	B82721A2362N1
	400	0.06	2600	495-2725-ND	2.20	1.65	1.29	B82721A2262N1
	1000	0.09	2000	495-2724-ND	2.20	1.65	1.29	B82721A2202N1
	3300	0.19	1500	495-2723-ND	2.20	1.65	1.29	B82721A2152N1
	6800	0.28	1200	495-2722-ND	2.20	1.65	1.29	B82721A2122N20
	10000	0.6	700	495-2730-ND	2.20	1.65	1.29	B82721A2701N20
2	18000	1.5	500	495-2729-ND	2.20	1.65	1.29	B82721A2501N1
	27000	1.7	400	495-2728-ND	2.20	1.65	1.29	B82721A2401N21
	39000	2.0	400	495-2727-ND	2.20	1.65	1.29	B82721A2401N20
	400	0.035	3600	495-2735-ND	2.20	1.65	1.29	B82721K2362N1
	400	0.06	2600	495-2734-ND	2.20	1.65	1.29	B82721K2262N1
	1000	0.09	2000	495-2733-ND	2.20	1.65	1.29	B82721K2202N1
3	3300	0.19	1500	495-2732-ND	2.20	1.65	1.29	B82721K2152N1
	6800	0.28	1200	495-2731-ND	2.20	1.65	1.29	B82721K2122N20
	10000	0.6	700	495-2739-ND	2.20	1.65	1.29	B82721K2701N20
	18000	1.5	500	495-2738-ND	2.20	1.65	1.29	B82721K2501N1
	27000	1.7	400	495-2737-ND	2.20	1.65	1.29	B82721K2401N21
	39000	2.0	400	495-2736-ND	2.20	1.65	1.29	B82721K2401N20

Fig.	Inductance (µH)	DC Res. Typical (Ω)	Current Rating (mA)	Digi-Key Part No.	Price Each			Epcos Part No.
					1	10	100	
3	10000	0.48	1000	495-2740-ND	2.33	1.76	1.37	B82722A2102N1
	27000	1.2	500	495-2744-ND	2.33	1.76	1.37	B82722A2501N1
	47000	2.5	300	495-2742-ND	2.33	1.76	1.37	B82722A2301N1
	1200	0.056	3000	495-2748-ND	2.33	1.76	1.37	B82722J2202N1
4	2200	0.13	2000	495-2746-ND	2.33	1.76	1.37	B82722J2202N1
	10000	0.48	1000	495-2745-ND	2.33	1.76	1.37	B82722J2102N1
	27000	1.2	500	495-2749-ND	2.33	1.76	1.37	B82722J2501N1
	47000	2.5	300	495-2747-ND	2.33	1.76	1.37	B82722J2301N1
	3300	0.066	4000	495-2753-ND	3.44	2.59	2.01	B82724J2402N1
	6800	0.19	2000	495-2752-ND	3.44	2.59	2.01	B82724J2202N1
5	1000	0.09	2000	495-2733-ND	3.44	2.59	2.01	B82724J2142N1
	3300	0.19	1500	495-2732-ND	3.44	2.59	2.01	B82724J2102N1
	6800	0.28	1200	495-2731-ND	3.44	2.59	2.01	B82724J201N1
	10000	0.6	700	495-2739-ND	5.69	4.27	3.32	B82725A2802N1
	18000	1.5	500	495-2738-ND	5.69	4.27	3.32	B82725A2602N1
	27000	1.7	400	495-2737-ND	5.69	4.27	3.32	B82725A2402N1
6	39000	2.0	400	495-2736-ND	5.69	4.27	3.32	B82725A2202N1
	1200	0.056	3000	495-2743-ND	2.33	1.76	1.37	B82722A2302N1
	2200	0.13	2000	495-2741-ND	2.33	1.76	1.37	B82722A2202N1
	3900	0.14	1800	495-2762-ND	1.86	1.40	1.09	B82731M2601A30
	6800	0.28	1300	495-2761-ND	1.86	1.40	1.09	B82731M2132A30
	10000	0.4	1100	495-2760-ND	1.86	1.40	1.09	B82731M2112A30
1	15000	0.6	900	495-2768-ND	1.86	1.40	1.09	B82731M2901A30
	27000	1.0	700	495-2767-ND	1.86	1.40	1.09	B82731M2701A30

D Core Chokes



Construction: • Current-compensated double choke with closed, rectangular ferrite core • Closed polycarbonate coil former with 4 sections • Without encapsulation • 2-section winding **Features:** • Coil former is flame-retardant per UL94V-0 • High resonance frequency due to 2-section winding • Low leakage due to closed core shape • High pulse strength • Approximately 1% stray inductance for symmetrical interference suppression **Specifications:** • Rated voltage: 250VAC/DC • Test voltage: 1500VAC for 2 seconds (line/line) • Inductance tolerance: -30/+50%

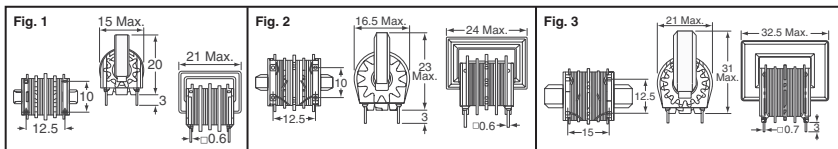


Fig.	Inductance (µH)	DC Res. Typical (Ω)	Current Rating (mA)	Digi-Key Part No.	Price Each			Epcos Part No.
					1	10	100	
1	3300	0.14	1800	495-2762-ND	1.86	1.40	1.09	B82731M2601A30
	6800	0.28	1300	495-2761-ND	1.86	1.40	1.09	B82731M2132A30
	10000	0.4	1100	495-2760-ND	1.86	1.40	1.09	B82731M2112A30
	15000	0.6	900	495-2768-ND	1.86	1.40	1.09	B82731M2901A30
	27000	1.0	700	495-2767-ND	1.86	1.40	1.09	B82731M2701A30

Fig.	Inductance (µH)	DC Res. Typical (Ω)	Current Rating (mA)	Digi-Key Part No.	Price Each			Epcos Part No.
					1	10	100	
1	39000	1.5	600	495-2766-ND	1.86	1.40	1.09	B82731M2601A30
	47000	2.0	500	495-2765-ND	1.86	1.40	1.09	B82731M2501A30
	68000	3.0	400	495-2764-ND	1.86	1.40	1.09	B82731M2401A30
	100000	4.5	350	495-2763-ND	1.86	1.40	1.09	B82731M2351A30

(Continued)

Digi-Reel® Most SMT cutdown parts are available on a Digi-Reel®. For Digi-Reel part number, change 1-ND to 6-ND or CT-ND to DKR-ND. See Digi-Key® Services on page 2 for additional information.

More Product Available Online: www.digkey.com



Chokes for Power Lines D Core Chokes (Cont.)



Fig.	Inductance (μH)	DC Res. Typical (Ω)	Current Rating (mA)	Digi-Key Part No.	Price Each			Epcos Part No.
					1	10	100	
2	3300	0.11	2200	495-2779-ND	2.18	1.64	1.27	B82732R2222B30
	6800	0.19	1700	495-2778-ND	2.18	1.64	1.27	B82732R2172B30
	10000	0.3	1400	495-2777-ND	2.18	1.64	1.27	B82732R2142B30
	15000	0.44	1100	495-2776-ND	2.18	1.64	1.27	B82732R2112B30
	27000	0.75	900	495-2782-ND	2.18	1.64	1.27	B82732R2901B30
	39000	1.1	700	495-2781-ND	2.18	1.64	1.27	B82732R2701B30
47000	1.4	600	495-2780-ND	2.18	1.64	1.27	B82732R2601B30	

Fig.	Inductance (μH)	DC Res. Typical (Ω)	Current Rating (mA)	Digi-Key Part No.	Price Each			Epcos Part No.
					1	10	100	
3	3300	0.046	4600	495-2796-ND	3.74	2.81	2.19	B82734R2462B30
	6800	0.085	3200	495-2795-ND	3.74	2.81	2.19	B82734R2322B30
	10000	0.13	2600	495-2794-ND	3.74	2.81	2.19	B82734R2262B30
	15000	0.185	2300	495-2793-ND	3.74	2.81	2.19	B82734R2232B30
	27000	0.32	1700	495-2792-ND	3.74	2.81	2.19	B82734R2172B30
	39000	0.46	1400	495-2791-ND	3.74	2.81	2.19	B82734R2142B30
47000	0.56	1300	495-2790-ND	3.74	2.81	2.19	B82734R2132B30	

FC Core Chokes

Construction: • Current-compensated double choke • Closed magnetic circuit with frame construction
• 4-section winding with direct winding of the core
Features: • High inductance with low resistance • Excellent differential-mode suppression • Low height

allows usage in lamp ballasts • High pulse-handling capability

Specifications: • Rated voltage: 250VAC • Test voltage: 1500VAC for 2 seconds (line/line) • Inductance tolerance: ±30%

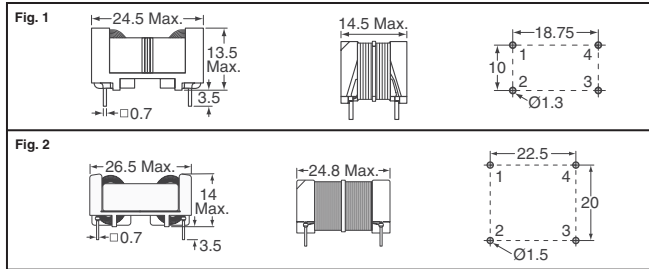


Fig.	Inductance (μH)	DC Res. Typical (Ω)	Current Rating (mA)	Digi-Key Part No.	Price Each			Epcos Part No.
					1	10	100	
1	10000	0.29	1600	495-2770-ND	2.22	1.67	1.30	B82732F2162B001
	15000	0.43	1300	495-2769-ND	2.22	1.67	1.30	B82732F2132B001
	27000	0.77	900	495-2775-ND	2.22	1.67	1.30	B82732F2901B001
	39000	1.1	800	495-2774-ND	2.22	1.67	1.30	B82732F2801B001
	47000	1.26	700	495-2773-ND	2.22	1.67	1.30	B82732F2701B001
	68000	1.97	600	495-2772-ND	2.22	1.67	1.30	B82732F2601B001
100000	2.93	450	495-2771-ND	2.22	1.67	1.30	B82732F2451B001	
2	10000	0.188	2300	495-2787-ND	2.34	1.76	1.37	B82733F2232B001
	15000	0.279	1900	495-2786-ND	2.34	1.76	1.37	B82733F2192B001
	27000	0.44	1400	495-2785-ND	2.34	1.76	1.37	B82733F2142B001
	39000	0.696	1200	495-2784-ND	2.34	1.76	1.37	B82733F2122B001
	47000	0.804	1100	495-2783-ND	2.34	1.76	1.37	B82733F2112B001
	68000	1.1	900	495-2789-ND	2.34	1.76	1.37	B82733F2901B001
100000	1.81	700	495-2788-ND	2.34	1.76	1.37	B82733F2701B001	

Power Line Filters

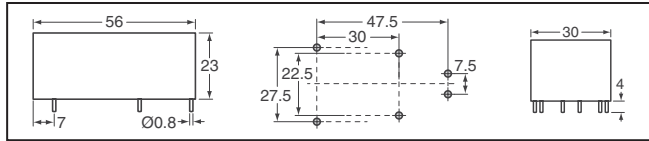
B84110A Series



Features: • High insertion loss • Cost-effective solution

Applications: • Medium-performance switch-mode power supplies • Data systems, gambling machines, small-size equipment • DC applications

Specifications: • Rated voltage: 250VDC/AC @ 50/60Hz • Test voltage: 1414VDC for 2 seconds (line/line); 2700VDC for 2 seconds (lines/ground) • Climatic category (IEC 60068-1): 25/100/21



Rated Voltage (VAC/DC)	Current Rating (A)	Rated Inductance (mH)	Digi-Key Part No.	Price Each			Epcos Part No.
				1	10	100	
250	0.5	2 x 39	495-2800-ND	7.27	6.37	5.28	B84110A0000A005
	1	2 x 10	495-2797-ND	7.43	6.50	5.39	B84110A0000A010
	2	2 x 5.6	495-2798-ND	7.56	6.62	5.49	B84110A0000A020
	4	2 x 2.7	495-2799-ND	7.56	6.62	5.49	B84110A0000A040

B84112G Series



Features:
• Compact Design
• Optimized leakage current

Applications:

• Switch-mode power supplies in industrial electronics, telecommunications, data systems and medical equipment
• DC Applications

Specifications:

• Test voltage: 1414VDC for 2 seconds (line/line); 2700VDC for 2 seconds (lines/case)
• Climatic category (IEC 60068-1): 25/100/21

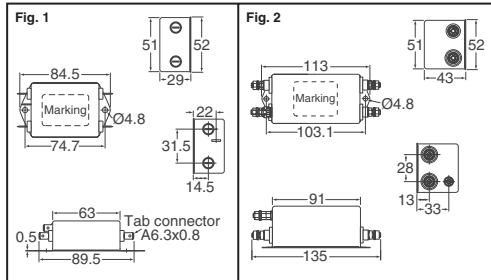


Fig.	Rated Voltage @ 50/60Hz (VAC/DC)	Current Rating (A)	Rated Inductance (mH)	Digi-Key Part No.	Price Each			Epcos Part No.
					1	10	100	
1	250	3	2 x 10	495-2803-ND	14.04	12.29	10.19	B84112G0000B030
		6	2 x 3.3	495-2804-ND	14.33	12.55	10.40	B84112G0000B060
		10	2 x 1.8	495-2801-ND	15.75	13.79	11.42	B84112G0000B110
		16	2 x 1.8	495-2802-ND	18.01	15.76	13.06	B84112G0000B116
2	250	20	2 x 1.8	495-2805-ND	34.83	30.48	25.26	B84112G0000G120
		25	2 x 1.6	495-2806-ND	38.30	33.52	27.77	B84112G0000G125
		36	2 x 0.75	495-2807-ND	42.13	36.87	30.55	B84112G0000G136

B84113H Series



Features:
• Low leakage current
• Compact Design

Applications:

• Switch-mode power supplies in industrial electronics, telecommunications, data systems and medical engineering

Specifications:

• Test voltage: 1414VDC for 2 seconds (line/line); 2700VDC for 2 seconds (line/ground)
• Climatic category (IEC 60068-1): 25/100/21

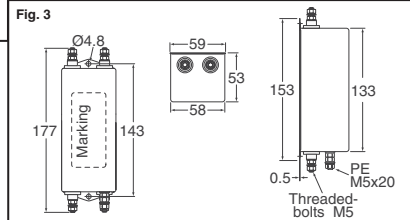
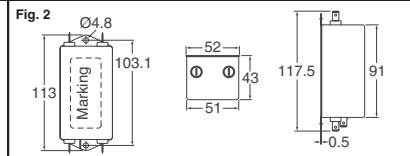
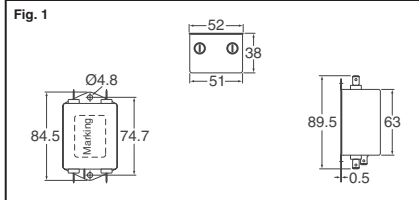


Fig.	Rated Voltage @ 50/60Hz (VAC)	Current Rating (A)	Rated Inductance (mH)	Digi-Key Part No.	Price Each			Epcos Part No.
					1	10	100	
1	250	3	4 x 5.9	495-2810-ND	16.93	14.82	12.28	B84113H0000B030
		6	4 x 3.6	495-2811-ND	19.06	16.68	13.82	B84113H0000B060
2	250	10	4 x 3.9	495-2808-ND	20.27	17.74	14.70	B84113H0000B110
		16	4 x 1.3	495-2809-ND	23.18	20.29	16.81	B84113H0000B116
3	250	20	4 x 1.2	495-2812-ND	56.18	49.16	40.73	B84113H0000G120
		25	4 x 0.8	495-2813-ND	61.79	54.07	44.80	B84113H0000G125

Digi-Reel® Most SMT cutdown parts are available on a Digi-Reel®. For Digi-Reel part number, change 1-ND to 6-ND or CT-ND to DKR-ND. See Digi-Key® Services on page 2 for additional information.

More Product Available Online: www.digkey.com

Toll-Free: 1-800-344-4539 • Phone 218-681-6674 • Fax: 218-681-3380

(T083) 1441