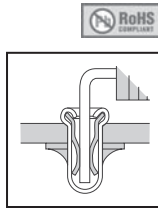


Test Sockets

Reusable Receptacles for Component Testing:

- Receptacles help prevent heat damage to pc boards and components during burn-in and bread-boarding evaluation
- Receptacles eliminate need for soldering components directly to the board
- Board components can be inserted and extracted at a minimum of 100 times.
- Maximum PC board thickness: .156 inch (3.96mm)



Description	Accepts Lead Size - Inch (mm)	Finish		Digi-Key Part No.	Price Each			AMP Part No.
		Cup	Spring		1	10	100	
Closed Bottom	.018 - .040 (0.46 - 1.02)	30µ Gold	30µ Gold	A29070-ND	1.16	.93	.74	380598-1
		Tin	30µ Gold	A32362-ND	.51	.41	.33	5380598-2
		Tin	Tin	A32363-ND	.41	.33	.26	5380598-3
Closed Bottom	.036 - .054 (0.91 - 1.37)	Tin	Tin	A32364-ND	.41	.33	.26	1-5380758-0
		Tin	30µ Gold	A32365-ND	.49	.39	.31	1-5380758-1
Open Bottom	.018 - .040 (0.46 - 1.02)	30µ Gold	30µ Gold	A29075-ND	1.22	.98	.78	380635-1
		Tin	30µ Gold	A32366-ND	.75	.60	.48	5380635-2
Stand-Off	.018 - .040 (0.46 - 1.02)	Tin	30µ Gold	A32367-ND	1.49	1.19	.95	1-5380737-0

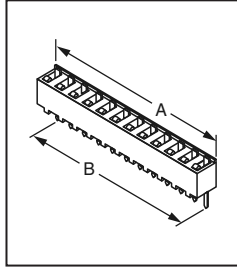
A

SIP Sockets

STRAIGHT SOLDER TAIL

The DIPLOMATE Dual Leaf SIP socket family provides high quality at low cost with superior handling characteristics. These stackable housings feature a "true closed bottom" design which prevents solder or flux wicking.

- Housing: Glass-filled thermoplastic, 94V-0 rated, black
- Contact Material: Tin Plated BE. CU.
- Low Profile - .210 inch (5.33mm) maximum
- Dual wiping contacts
- Accepts .008 - .014 inch (0.2 - 0.36mm) thick x .030 inch (0.76mm) maximum wide rectangular leads



No. of Positions	Dimensions - Inch (mm)		Digi-Key Part No.	Price Each			AMP Part No.
	A	B		1	10	100	
3	.295 (7.49)	.200 (5.08)	A26245-ND	.99	.80	.63	382437-1
4	.395 (10.03)	.300 (7.62)	A24813-ND	.99	.80	.63	382438-1
7	.695 (17.65)	.600 (15.24)	A24814-ND	.99	.80	.63	382441-1
8	.795 (20.19)	.700 (17.78)	A24815-ND	1.08	.87	.69	643640-1
10	.995 (25.27)	.900 (22.86)	A24816-ND	1.62	1.30	1.03	643642-1
12	1.195 (30.35)	1.100 (27.94)	A26246-ND	2.07	1.66	1.32	643644-1
12	1.195 (30.35)	1.100 (27.94)	A29107-ND†	1.74	1.40	1.11	643644-3
14	1.395 (35.43)	1.300 (33.02)	A24817-ND	3.30	2.64	2.09	643646-1
15	1.495 (37.97)	1.400 (35.56)	A24818-ND	3.63	2.91	2.30	643647-1
16	1.595 (40.51)	1.500 (38.11)	A26247-ND	2.37	1.90	1.51	643648-1
17	1.695 (43.05)	1.600 (40.64)	A26248-ND	2.82	2.26	1.79	643649-1
18	1.795 (45.59)	1.700 (43.18)	A24819-ND	3.00	2.40	1.90	643650-1
20	1.995 (50.57)	1.900 (48.26)	A24820-ND	2.82	2.26	1.79	643652-1
22	2.195 (55.75)	2.100 (53.34)	A26249-ND	3.81	3.05	2.42	643654-1
25	2.495 (63.37)	2.400 (60.96)	A24821-ND	8.04	6.44	5.10	643657-1
30	2.995 (76.07)	2.900 (73.66)	A26250-ND	9.54	7.64	6.05	643662-1

† Tin Plated Phosphor Bronze

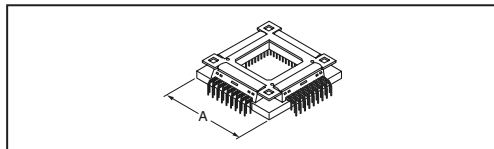
PQFP Sockets

Housing: High temperature thermoplastic, 94V-0 rated, black

Cover: Polyphenylene sulfide (PPS), 94V-0 rated, black. (MICRO-PITCH: Housing and Cover are high temperature thermoplastic, 94V-0 rated)

Performance Characteristics:

- Current Rating: 1A maximum
- Operating Temperature: -55°C - 105°C
- Dielectric Withstanding Voltage: 750VAC minimum
- Capacitance (Adjacent Contacts): 1 picofarad maximum
- Durability: 15 insertion/withdrawal cycles



No. of Pos.	Description	Dimension A Inch (mm)	Digi-Key Part No.	Price Each			AMP Part No.
Conventional AMP Sockets							
100	Housing Sub-Assembly	1.140 (28.96)	A24822-ND	23.43	18.75	14.84	821949-4
100	Housing Sub-Assembly	1.140 (28.96)	A35065-ND◆	21.87	17.50	13.86	2-821949-4
100	Cover	1.140 (28.96)	A24823-ND◆	3.33	2.67	2.11	821939-1
132	Housing Sub-Assembly	1.340 (34.04)	A32368-ND◆	32.73	26.19	20.73	2-821949-5
132	Cover	1.340 (34.04)	A24825-ND◆	6.24	5.00	3.96	821942-1
MICRO-PITCH Sockets for JEDEC Metric Quad Flat Pack IC's							
144	Housing Sub-Assembly	38.2 (1.504)	A24826-ND	34.35	27.48	21.76	822114-3
144	Housing Sub-Assembly	38.2 (1.504)	A32888-ND◆	32.10	25.68	20.33	2-822114-3
144	Cover	38.2 (1.504)	A24827-ND◆	4.34	3.48	2.75	822115-3
160	Housing Sub-Assembly	38.2 (1.504)	A24828-ND	38.19	30.56	24.19	822114-4
160	Housing Sub-Assembly	38.2 (1.504)	A32889-ND◆	35.73	28.59	22.63	2-822114-4
160	Cover	38.2 (1.504)	A24838-ND◆	4.88	3.91	3.09	822115-4
Tools							
—	Extraction Tool	—	A24839-ND	158.61	—	—	822254-1
100	Insertion Hand Tool for Conventional	—	A24831-ND	968.19	—	—	822253-1
132	Insertion Hand Tool for Conventional	—	A24841-ND	948.48	—	—	822253-2
—	Insertion Hand Tool for MICRO-PITCH	—	A24842-ND	361.46	—	—	822253-4

◆ RoHS Compliant

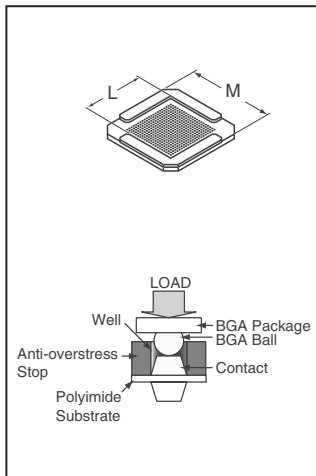
BGA Sockets 0.5mm

This highly conductive polymer contact provides electrically transparent signal transfer while under compression. **Applications:** • Silicon validation • Customer reference designs • System test and bring up

• Wafer test **Features:** • Solderless polymer contact allows for easy socket replacement • Light compression load of 25 grams/contact limits stress on the substrate • Compact design minimizes real estate required

• BGA sockets accommodate multiple ball sizes

Specifications: • Contact: Proprietary compound of Polymer and Silver • Insulator: Polyimide • Frame: Thermoplastic, 94V-0 or Polyimide • Compression Force: 25 grams per contact average • Durability: 40 cycles • Contact Resistance: 50 mΩ maximum • Capacitance: <0.01pF and 1MHz • Inductance: <0.40 nH at 1.0 kHz • Power Rating: 2 amps per contact maximum • Dielectric Withstanding Voltage: 250 VAC • Operating Temperature: 0°C - 105°C



No. of Contacts	Grid Size	Dimensions - Inch (mm)		Digi-Key Part No.	Price Each		AMP Part No.
		L	M		1	25	
441	21 x 21	.488 (12.40)	.69 (17.4)	A97433-ND	255.55	207.64	1921125-1
484	22 x 22	.508 (12.90)	.70 (17.9)	A97434-ND	255.55	207.64	1921125-2
529	23 x 23	.528 (13.40)	.72 (18.4)	A97435-ND	255.55	207.64	1921125-3
576	24 x 24	.547 (13.90)	.74 (18.9)	A97436-ND	255.55	207.64	1921125-4
625	25 x 25	.567 (14.40)	.76 (19.4)	A97437-ND	255.55	207.64	1921125-5
676	26 x 26	.587 (14.90)	.78 (19.9)	A97438-ND	255.55	207.64	1921125-6
729	27 x 27	.606 (15.40)	.80 (20.4)	A97439-ND	255.55	207.64	1921125-7
784	28 x 28	.626 (15.90)	.82 (20.9)	A97440-ND	255.55	207.64	1921125-8
841	29 x 29	.646 (16.40)	.84 (21.4)	A97441-ND	255.55	207.64	1921125-9
900	30 x 30	.665 (16.90)	.86 (21.9)	A97442-ND	255.55	207.64	1-1921125-0
961	31 x 31	.685 (17.40)	.88 (22.4)	A97443-ND	255.55	207.64	1-1921125-1
1024	32 x 32	.705 (17.90)	.90 (22.9)	A97444-ND	255.55	207.64	1-1921125-2
1089	33 x 33	.724 (18.40)	.92 (23.4)	A97445-ND	255.55	207.64	1-1921125-3
1156	34 x 34	.744 (18.90)	.94 (23.9)	A97446-ND	255.55	207.64	1-1921125-4
1225	35 x 35	.764 (19.40)	.96 (24.4)	A97447-ND	255.55	207.64	1-1921125-5
1296	36 x 36	.783 (19.90)	.98 (24.9)	A97448-ND	255.55	207.64	1-1921125-6
1369	37 x 37	.803 (20.40)	1.00 (25.4)	A97449-ND	255.55	207.64	1-1921125-7
1444	38 x 38	.823 (20.90)	1.02 (25.9)	A97450-ND	255.55	207.64	1-1921125-8
1521	39 x 39	.843 (21.40)	1.04 (26.4)	A97451-ND	255.55	207.64	1-1921125-9
1600	40 x 40	.862 (21.90)	1.06 (26.9)	A97452-ND	255.55	207.64	2-1921125-0
Hardware Kit for 1921125-1.....				A97453-ND	324.00	263.25	1921223-1
Hardware Kit for 1921125-2, 1921125-3, 1921125-4, 1921125-5.....				A97454-ND	324.00	263.25	1921223-2
Hardware Kit for 1921125-6, 1921125-7, 1921125-8, 1921125-9.....				A97455-ND	324.00	263.25	1921223-3
Hardware Kit for 1-1921125-0, 1-1921125-1, 1-1921125-2, 1-1921125-3.....				A97456-ND	324.00	263.25	1921223-4
Hardware Kit for 1-1921125-4, 1-1921125-5, 1-1921125-6.....				A97457-ND	324.00	263.25	1921223-5
Hardware Kit for 1-1921125-7, 1-1921125-8, 1-1921125-9, 2-1921125-0.....				A97458-ND	324.00	263.25	1921223-6

More Product Available Online: www.digkey.com

Toll-Free: 1-800-344-4539 • Phone 218-681-6674 • Fax: 218-681-3380