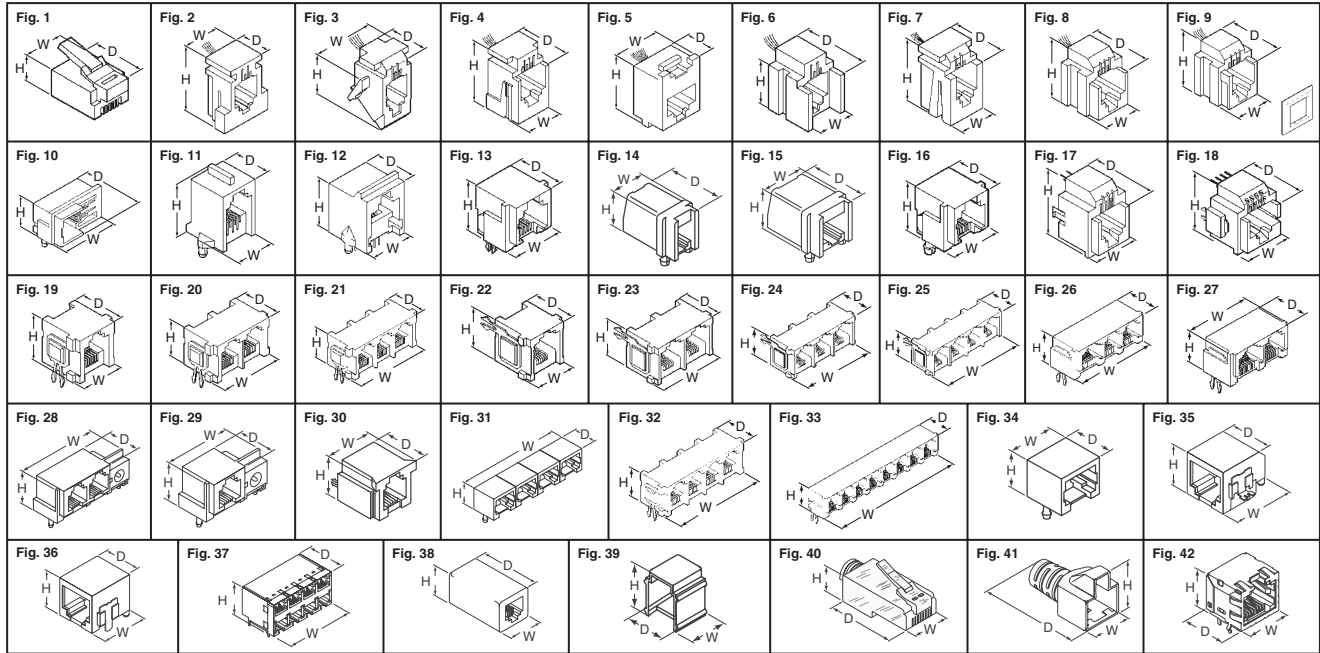


**A**



Position/ Fig. Contacts	Description	Dim. (mm)			Digi-Key Part No.	Price Each			Hirose Part No.	
		W	H	D		1	10	100		
<b>Plugs (for IDC Termination with Flat Line Cord) — RoHS Compliant</b>										
1	4-4	Plug	7.7	6.6	13.4	H9091-ND	1.41	1.15	.84	TM3P-44P
	6-4		9.7	6.6	13.4	H9092-ND	1.48	1.21	.88	TM3P-64P
	6-6		9.7	6.6	13.4	H9093-ND	1.71	1.40	1.02	TM3P-66P
	8-8		11.7	6.6	22.5	H9094-ND	2.15	1.79	1.32	TM8P-88P
<b>Receptacles — with 6" (152.4mm) Wire Leads; Color: Gray</b>										
3	4-4	Receptacle	15.3	20.5	10.2	H9018-ND	2.63	2.19	1.62	TM1R-616W44-4S-150M
<b>Receptacles — with 6" (152.4mm) Wire Leads; Color: Gray — RoHS Compliant</b>										
2	4-4	Receptacle	17.5	20.5	10.2	H11388-ND	4.32	3.58	2.69	TM1R-616B44-35S-150M
6	4-4	Receptacle	12.4	17.4	14.3	H11389-ND	4.32	3.58	2.69	TM1R-616M44-35S-150AM
7	4-4	Receptacle	12.4	21.3	12.5	H11390-ND	4.38	3.63	2.72	TM1RV-616P44-35S-150M
4	6-4	Receptacle	14.9	18.3	13.7	H11391-ND	4.38	3.63	2.72	TM1RV-623K64-35S-150M
	6-6		12.4	21.4	12.5	H11392-ND	4.47	3.70	2.78	TM1RV-623P64-35S-150M
8	6-6	Receptacle	12.4	21.4	12.5	H11394-ND	8.01	6.78	5.09	TM1RV-623P66-35S-150M
	8-8		14.9	18.3	13.7	H11393-ND	9.22	8.02	6.42	TM1RV-623K66-35S-150M
5	8-8	Receptacle	16.0	18.4	12.5	H11395-ND	9.13	7.94	6.36	TM1RV-647AF88-35S-150M
<b>Receptacles — Panel Mount with 6" (152.4mm) Wire Leads (Bezel Included); Color: Brown — RoHS Compliant</b>										
9	6-2	Receptacle	14.9	18.3	13.7	H11368-ND	4.64	3.84	2.88	TM2RG-L62-5S-150M
	6-4		14.9	18.3	13.7	H11369-ND	5.83	4.83	3.62	TM2RG-L64-5S-150M
	6-6		14.9	18.3	13.7	H11370-ND	6.81	5.77	4.33	TM2RG-L66-5S-150M
<b>Receptacles — P.C. Board Mount; Color: Gray</b>										
10	6-6	Receptacle	24.6	13.0	14.0	H9033-ND	3.15	2.62	1.94	TM5RF-66
12	8-8	Receptacle	18.1	21.2	17.5	H9044-ND	4.38	3.63	2.72	TM5RC-88
13	6-4	Receptacle	14.8	14.0	14.0	H9082-ND	2.47	2.06	1.52	TM5RJ1-64
14	6-2	Receptacle	13.0	14.5	18.0	H9122-ND	2.08	1.73	1.28	TM5RE1-62(50)
	4-4		13.0	14.5	18.0	H9123-ND	2.70	2.25	1.66	TM5RE1-44
6-4	Receptacle	15.0	14.5	18.0	H9124-ND	2.47	2.06	1.52	TM5RE1-64	
<b>Receptacles — P.C. Board Mount; Color: Gray — RoHS Compliant</b>										
10	4-4	Receptacle	20.0	11.0	10.5	H11253-ND	3.22	2.68	1.98	TM5RF-44(50)
	6-4		24.6	13.0	14.0	H11292-ND	3.09	2.57	1.90	TM5RF-64(50)
11	4-4	Receptacle	18.0	18.6	14.3	H11366-ND	2.60	2.16	1.60	TM5RC-44(50)
	6-4		18.0	21.1	14.3	H11251-ND	2.80	2.33	1.72	TM5RC-64(50)
	6-6		18.0	21.1	14.3	H11250-ND	2.93	2.43	1.82	TM5RC-66(50)
12	8-8	Receptacle	18.1	21.2	17.5	H11252-ND	4.55	3.77	2.83	TM5RC-88(50)
	4-4		12.8	14.0	14.0	H11287-ND	3.09	2.57	1.90	TM5RJ3-44(50)
13	6-4	Receptacle	14.8	14.0	14.0	H11283-ND	2.57	2.14	1.58	TM5RJ1-64(50)
	6-6		14.8	14.0	14.0	H11284-ND	3.02	2.52	1.86	TM5RJ1-66(50)
	8-8		19.2	14.0	16.0	H11281-ND	3.10	2.57	1.93	TM5RJ1-88(50)
16	6-4	Receptacle	14.8	14.0	14.0	H11293-ND	2.57	2.14	1.58	TM5RJ2-64(50)
	6-6		14.8	14.0	14.0	H11294-ND	3.19	2.65	1.96	TM5RJ2-66(50)
	8-8		19.2	14.0	16.0	H11280-ND	2.70	2.25	1.66	TM5RJ2-88(50)
	8-8		18.6	14.0	14.0	H11295-ND	4.15	3.44	2.58	TM5RJ2-88(50)
14	4-4	Receptacle	13.0	14.5	18.0	H11255-ND	2.60	2.16	1.60	TM5RE1-44(20)
	6-4		15.0	14.5	18.0	H11257-ND	2.80	2.33	1.72	TM5RE1-64(20)
15	6-6	Receptacle	15.0	14.5	18.0	H11258-ND	3.12	2.60	1.92	TM5RE1-66(20)

Position/ Fig. Contacts	Description	Dim. (mm)			Digi-Key Part No.	Price Each			Hirose Part No.	
		W	H	D		1	10	100		
<b>Receptacles — Top Entry P.C. Board Mount; Color: White — RoHS Compliant</b>										
17	4-4	Low Profile	12.9	18.3	15.0	H11254-ND	2.96	2.46	1.82	TM3RA-44(50)
	6-4		14.9	18.3	15.0	H11259-ND	2.96	2.46	1.82	TM3RA-64(50)
	6-6		14.9	18.3	15.0	H11271-ND	2.99	2.48	1.86	TM3RA-66(50)
18	8-8	Low Profile	16.9	18.3	15.0	H11279-ND	5.83	4.83	3.62	TM3RA-88(50)
<b>Receptacles — P.C. Board Mount with Tin Hold-Down Tabs; Color: Gray</b>										
20	2 x 6-2	PC Mount	28.2	15.4	16.0	H9051-ND	3.77	3.12	2.34	TM2REA-1204
21	3 x 6-4	PC Mount	39.2	15.4	16.0	H9054-ND	6.70	5.55	4.16	TM2REA-1812
22	6-2	PC Top Entry	17.2	16.0	15.4	H9110-ND	2.60	2.16	1.60	TM2RE-0602
23	2 x 6-2	PC Top Entry	28.2	16.0	15.4	H9113-ND	3.77	3.12	2.34	TM2RE-1204
	2 x 6-4		28.2	16.0	15.4	H9114-ND	4.93	4.08	3.06	TM2RE-1208
24	3 x 6-2	PC Top Entry	39.2	16.0	15.4	H9116-ND	4.99	4.13	3.10	TM2RE-1806
27	—	2 x (1) 8-8, (1) 6-6	28.0	14.0	13.5	H9077-ND	6.71	5.68	4.26	TM5RQ-1414
28	2 x 6-2	With Power Plug	35.0	15.0	13.7	H9129-ND	3.05	2.52	1.89	TM5RT-1204PWJ
29	6-2	With Power Plug	24.0	15.0	13.7	H9132-ND	2.83	2.35	1.74	TM5RT1-62PWJ
30	6-4	Top Entry SMT	14.0	17.0	12.5	H9136-ND	3.06	2.54	1.88	TM15R-64(30)
<b>Receptacles — P.C. Board Mount with Tin Hold-Down Tabs; Color: Gray — RoHS Compliant</b>										
19	4-4	PC Mount	20.0	11.0	10.5	H11282-ND	2.83	2.35	1.74	TM5RF1-44(50)
	6-4		18.0	15.4	16.0	H11296-ND	3.48	2.88	2.16	TM2REA-0604(50)
	6-6		18.0	15.4	16.0	H11297-ND	4.06	3.36	2.52	TM2REA-0606(50)
20	2 x 6-2	PC Mount	28.2	15.4	16.0	H11278-ND	3.92	3.24	2.43	TM2REA-1204(50)
	2 x 6-4		28.2	15.4	16.0	H11275-ND	5.10	4.23	3.17	TM2REA-1208(50)
21	3 x 6-2	PC Mount	28.2	15.4	16.0	H11263-ND	6.09	5.04	3.78	TM2REA-1212(50)
	3 x 6-4		39.2	15.4	16.0	H11277-ND	5.19	4.30	3.23	TM2REA-1806(50)
	3 x 6-6		39.2	15.4	16.0	H11274-ND	6.96	5.76	4.32	TM2REA-1812(50)
32	4 x 6-2	PC Mount	39.2	15.4	16.0	H11264-ND	8.35	7.26	5.81	TM2REA-1818(50)
	4 x 6-4		50.2	15.4	16.0	H11276-ND	6.41	5.31	3.98	TM2REA-2408(50)
	4 x 6-6		50.2	15.4	16.0	H11265-ND	7.77	6.58	4.94	TM2REA-2416(50)
22	6-4	PC Top Entry	50.2	15.4	16.0	H11266-ND	8.72	7.58	6.07	TM2REA-2424(50)
	6-6		17.2	16.0	15.4	H11290-ND	3.48	2.88	2.16	TM2RE-0604(50)
23	2 x 6-4	PC Top Entry	17.2	16.0	15.4	H11291-ND	4.06	3.36	2.52	TM2RE-0606(50)
	2 x 6-6		28.2	16.0	15.4	H11269-ND	5.10	4.23	3.17	TM2RE-1208(50)
24	3 x 6-4	PC Top Entry	28.2	16.0	15.4	H11270-ND	6.09	5.04	3.78	TM2RE-1212(50)
	3 x 6-6		39.2	16.0	15.4	H11268-ND	6.96	5.76	4.32	TM2RE-1812(50)
25	4 x 6-2	PC Top Entry	39.2	16.0	15.4	H11272-ND	7.80	6.60	4.95	TM2RE-1818(50)
	4 x 6-4		50.2	16.0	15.4	H11273-ND	6.47	5.36	4.02	TM2RE-2408(50)
33	4 x 6-6	Side Entry 8 x 6-6	50.2	16.0	15.4	H11260-ND	7.77	6.58	4.94	TM2RE-2416(50)
	8 x 6-6		50.2	16.0	15.4	H11267-ND	10.99	9.56	7.65	TM2RE-2424(50)
26	3 x 8-8	—	93.0	14.0	14.0	H11288-ND	12.26	11.35	9.51	TM5RJ1-4848(50)
	3 x (1) 8-8, (2) 6-6		43.3	14.0	14.7	H11311-ND	6.66	5.64	4.23	TM5RSA-2424(50)
			30.0	14.0	13.5	H11299-ND	8.35	7.07	5.30	TM5RQ-2020(50)

(Continued)

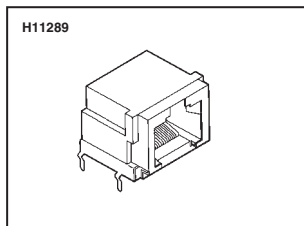
**More Product Available Online: [www.digkey.com](http://www.digkey.com)**

Fig.	Position/Contacts	Description	Dim. (mm)			Digi-Key Part No.	Price Each			Hirose Part No.
			W	H	D		1	10	100	
27	—	2 x (1) 8-8, (1) 6-6	28.0	14.0	13.5	H11298-ND	6.97	5.90	4.43	TM5RQ-1414(50)
28	2 x 6-2 2 x 6-2	With Power Plug	35.0	15.0	13.7	H11312-ND	3.31	2.74	2.06	TM5RT-1204PWJ(50)
			35.0	15.0	13.7	H11313-ND	3.51	2.91	2.18	TM5RT1-1204PWJ(50)
29	6-6	With Power Plug	24.0	15.0	13.7	H11314-ND	3.89	3.22	2.42	TM5RT1-66PWJ(50)
30	4-4 6-4	Top Entry SMT	13.0	17.0	12.5	H11301-ND	2.80	2.33	1.72	TM15R-44(50)
			14.0	17.0	12.5	H11300-ND	3.02	2.52	1.86	TM15R-64(50)
34	8-8	Receptacle	14.0	11.7	17.0	H11303-ND	3.51	2.91	2.18	TM5RL-88(50)
31	4 x 8-8	Receptacle	56.0	11.7	17.0	H11304-ND	10.24	8.90	7.12	TM5RL-3232(50)
<b>Receptacles — Right Angle, SMT</b>										
35	6-2 6-4	Receptacle	13.6	11.3	13.5	H10131-ND	3.36	2.79	2.09	TM18R-62
			13.6	11.3	13.5	H10132-ND	3.51	2.91	2.18	TM18R-64
<b>Receptacles — Right Angle, SMT — RoHS Compliant</b>										
36	8-8	Receptacle	15.6	12.3	14.5	H11310-ND	4.61	3.82	2.87	TM18R-TO-88(50)
<b>"TM" Modular Connectors — RoHS Compliant</b>										
31	4 x 8-8	With Light Pipes	59.2	15.3	25.9	H11307-ND	15.47	14.56	12.74	TM21R-5A-3232-LP(50)

Fig.	Position/Contacts	Description	Dim. (mm)			Digi-Key Part No.	Price Each			Hirose Part No.
			W	H	D		1	10	100	
38	8-8	Adapter Receptacle to Receptacle	18.6	17.0	37.5	H11315-ND	11.54	10.68	8.95	TM5RL-88-JJ(50)
37	8 x 8-8	With Light Pipes	59.2	28.0	32.5	H11308-ND	21.30	20.59	18.46	TM21R-5B-3232D-LP(50)
<b>Dust Covers for Modular Connectors — RoHS Compliant</b>										
39	6-6 8-8	Dust Cover	12.0	13.0	8.5	H9007-ND	.65	.53	.39	TM-6-DC
			15.6	13.9	6.5	H9006-ND	.95	.78	.57	TM-8-DC
<b>Plug for CAT6 — RoHS Compliant</b>										
40	8-8	Plug	11.7	8.9	25	H11471-ND	3.60	2.98	2.24	TM23P-88P
<b>Boot for CAT6 Plug — RoHS Compliant</b>										
41	8-8	Black	13.4	17.2	25.3	H11472-ND	1.18	.97	.70	TM23P-8-BT(01)
			13.4	17.2	25.3	H11473-ND	1.18	.97	.70	TM23P-8-BT(02)
			13.4	17.2	25.3	H11474-ND	1.18	.97	.70	TM23P-8-BT(03)
			13.4	17.2	25.3	H11475-ND	1.18	.97	.70	TM23P-8-BT(04)
			13.4	17.2	25.3	H11476-ND	1.18	.97	.70	TM23P-8-BT(05)
			13.4	17.2	25.3	H11477-ND	1.18	.97	.70	TM23P-8-BT(06)
			13.4	17.2	25.3	H11478-ND	1.18	.97	.70	TM23P-8-BT(07)
			13.4	17.2	25.3	H11479-ND	1.18	.97	.70	TM23P-8-BT(08)
<b>Receptacles — Right Angle, SMT — RoHS Compliant</b>										
42	8-8	Black; CAT6	15	14.5	13	H11480-ND	3.74	3.10	2.33	TM23R-5A-88(50)
			15	14.5	13	H11488-ND	4.23	3.51	2.63	TM24RSG-5A-88
—	—	Hand Crimp Tool for CAT6 Plug	—	—	—	H11487-ND	558.60	—	—	HT601-TM23/22P-88P



## Data-Link Shielded Jack and Cable Assembly



### FEATURES:

**Jack:** • In order to protect the circuit inside the equipment, the jack is constructed to allow the shielding to engage first upon mating • The conventional TM series jack with EMI protection provided with a shield and ferrite core • The 8-conductor model conforming to RJ-45 and ISO8877 standards

### APPLICATIONS:

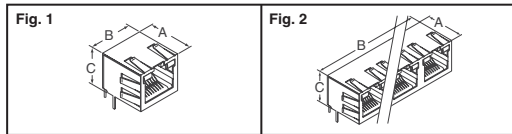
• LAN equipment • Office equipment • Measurement equipment • HUB • Router • Computer • ISDN terminal **TM11 "EMI"** protection connector is designed to fulfill the requirement of noise and "ESD" protection. The design is in conformance with the F.C.C. regulation as specified in "476 C.F.R., Part 68, subpart F."

### Shielded Jack — PCB Mount

Positions-Contacts	Digi-Key Part No.	Price Each			Hirose Part No.
		1	10	100	
8-8	H11289-ND	5.51	4.56	3.42	TM11R-5C-88(50)

◆ RoHS Compliant

## EDAC RJ45 Modular Jacks with LEDs

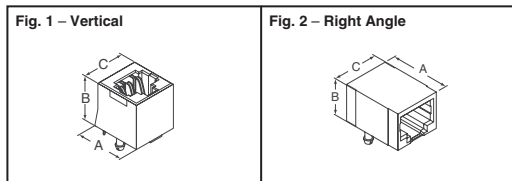


### SPECIFICATIONS:

• Insulator Housing: Black Plastic PBT/Nylon, UL 94V-0 • Contact Material: Phosphor Bronze • Contact Plating: Gold Flash or Gold Plate over Nickel • Contact Resistance: 20mΩ max. • Insulation Resistance: 500MΩ min. • Current Rating: 1.5A max. • Voltage Rating: 120VAC max. • Shield Housing: Tin plated Copper Alloy • LED Voltage: 2.1V typical @ 20mA • Reverse Voltage @ <100mA: 5.0V • DC Forward Current: 30mA

Fig.	Circuits-Contacts	LED Color Left / Right	Dimensions (mm)			Digi-Key Part No.	Price Each			EDAC Part No.
			A	B	C		1	10	100	
<b>30μ" Gold</b>										
1	8-8	—	15.75	16.51	13.46	151-1060-ND	3.01	2.67	2.14	A20-108-660-010
		Yellow/Green	15.75	16.51	13.46	151-1061-ND	3.26	2.89	2.31	A20-108-661-310
		Red/Green	15.75	16.51	13.46	151-1062-ND	3.35	2.97	2.38	A20-108-662-310
		Green/Green	15.75	16.51	13.46	151-1063-ND	3.91	3.47	2.78	A20-108-663-310
2	2 x 8-8	—	15.75	32.26	13.46	151-1065-ND	4.84	4.29	3.44	A20-216-660-010
		Yellow/Green	15.75	32.26	13.46	151-1066-ND	5.74	5.09	4.07	A20-216-661-310
2	4 x 8-8	Green/Green	15.75	63.75	13.46	151-1067-ND	5.27	4.68	3.74	A20-216-663-310
		Yellow/Green	15.75	63.75	13.46	151-1068-ND	9.30	8.25	6.60	A20-432-663-310
<b>Gold Flash</b>										
1	8-8	—	15.75	16.51	13.46	151-1105-ND	2.23	1.98	1.59	A20-108-260-010
		Yellow/Green	15.75	16.51	13.46	151-1106-ND	2.70	2.40	1.92	A20-108-261-310
		Red/Green	15.75	16.51	13.46	151-1107-ND	2.64	2.34	1.87	A20-108-262-310
		Green/Green	15.75	16.51	13.46	151-1108-ND	2.64	2.34	1.87	A20-108-263-310
2	2 x 8-8	—	15.75	32.26	13.46	151-1111-ND	4.43	3.94	3.15	A20-216-260-010
		Yellow/Green	15.75	32.26	13.46	151-1112-ND	4.90	4.35	3.48	A20-216-261-310
2	4 x 8-8	Green/Green	15.75	63.75	13.46	151-1113-ND	4.90	4.35	3.48	A20-216-263-310
		Yellow/Green	15.75	63.75	13.46	151-1109-ND	9.33	8.28	6.63	A20-432-263-310
			15.75	63.75	13.46	151-1110-ND	9.30	8.25	6.60	A20-432-261-310

## RJ45 Modular Jacks



### SPECIFICATIONS:

• Operating Temperature: -40°C ~ 80°C • FCC Compliance: Part 68 SubPart F • Insulator Housing: Black Plastic PBT/Nylon, UL 94V-0 • Contact Material: Phosphor Bronze • Contact Plating: Gold Flash or Gold Plated over Nickel • Contact Resistance: 30mΩ max. • Insulation Resistance: 500MΩ min. • Current Rating: 1.5A max. • Voltage Rating: 1.25V • Withstanding Voltage: 500VAC (Gold Flash: 1000VAC) • Shield Housing: Tin plated Copper Alloy

Fig.	Circuits-Contacts	Dimensions (mm)			Digi-Key Part No.	Price Each			EDAC Part No.
		A	B	C		1	10	100	
<b>30μ" Gold</b>									
1	8-8	15.90	16.38	15.36	151-1070-ND	1.21	1.08	.86	A00-108-620-450
2	8-8	16.70	16.20	16.00	151-1071-ND	2.23	1.98	1.58	A00-108-622-450
		20.57	13.30	15.24	151-1072-ND	2.36	2.09	1.68	A00-108-660-450
2	8-8	21.20	13.60	15.88	151-1073-ND	2.39	2.12	1.70	A00-108-662-450
		20.57	13.60	30.48	151-1074-ND	3.41	3.03	2.42	A00-216-660-450
2	8-8	21.27	13.80	31.12	151-1075-ND	4.19	3.72	2.97	A00-216-662-450
		28.50	25.14	17.28	151-1076-ND	4.84	4.29	3.44	A00-216-672-450
2	8-8	20.65	12.83	58.55	151-1077-ND	5.52	4.90	3.92	A00-432-660-450
		21.30*	13.60	59.10*	151-1078-ND	9.98	8.86	7.09	A00-432-662-450
<b>Gold Flash</b>									
1	8-8	15.90	16.38	15.36	151-1099-ND	.71	.64	.51	A00-108-220-450
		16.70	16.20	16.00	151-1100-ND	1.64	1.46	1.17	A00-108-222-450
2	8-8	20.57	13.30	15.24	151-1118-ND	.84	.75	.60	A00-108-260-450
		21.20	13.60	15.88	151-1119-ND	1.24	1.10	.88	A00-108-262-450
2	8-8	20.57	13.60	30.48	151-1101-ND	1.33	1.19	.95	A00-216-260-450
		21.27	13.80	31.12	151-1102-ND	2.17	1.93	1.54	A00-216-262-450
2	8-8	28.50	25.14	17.28	151-1103-ND	4.43	3.94	3.15	A00-216-272-450
		20.65	12.83	58.55	151-1104-ND	2.42	2.15	1.72	A00-432-260-450
2	8-8	21.30*	13.60	59.10*	151-1120-ND	3.69	3.28	2.62	A00-432-262-450

\* Dimension is ±0.25 mm

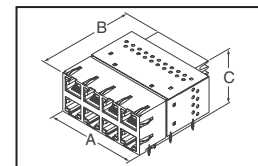
## moLEX HyperJack 1000 Power over Ethernet (PoE) Modules

Circuits-Contacts	Description	Dimensions (mm)			Digi-Key Part No.	Price Each			Molex Part No.
		A	B	C		1	10	100	
8-8	PoE Module 2x4 Port	59.39	63.53	25.9	WM5458-ND	163.80	140.69	125.61	85586-1003
	PoE Module 2x6 Port	87.33	63.53	25.9	WM5459-ND	268.38	230.52	205.82	85586-1005
	Ethernet 2x6 Port	87.33	40.15	25.46	WM5460-ND	99.06	85.09	75.97	85780-1005



The HyperJack 1000 PoE Module enables all power over Ethernet management functions for Power Sourcing Equipment (PSE) acc. IEEE802.3af with Gigabit Ethernet performance.

**SPECIFICATIONS:** Shield: • Material: Brass, Plating: Nickel Housing: • Material: Black Thermoplastic UL 94V-0 Terminal: • Phosphor Bronze, Plating: Postplate or Spotplate 0.00127/0.00005 min. • Gold over 0.00127/0.00005 min. • Nickel in contact area, 0.00190/0.000075 min. 100% • Tin in tail area, both over 0.00127/0.00005 min. nickel over all



More Product Available Online: [www.digikey.com](http://www.digikey.com)

Toll-Free: 1-800-344-4539 • Phone 218-681-6674 • Fax: 218-681-3380