



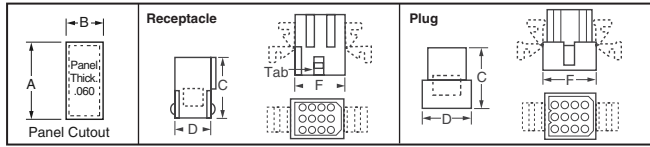
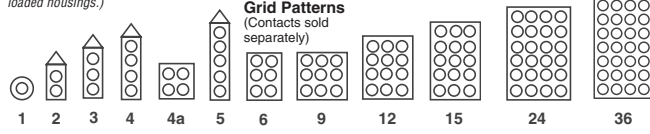
Power Connectors

.062" Diameter Connectors



Features: • UL File Number E-29179; CSA File Number LR-19980 • Up to 5 amperes per circuit • 250 Voltage rating • Friction lock • Standard color is natural (Ratings are per circuit and based on fully loaded housings.)

A

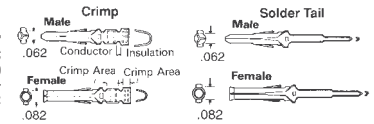


Grid Space	Grid No.	Type	Maximum Amps V.	Dimensions (Inch)				Digi-Key Part No.	Pricing			Molex Part No.	
				A	B	C	D		1	10	100		
Connector Housings - with Detent Only, Free Hanging													
.145"	1	Plug	5 250	—	.750	—	—	WM1201-ND	.19	1.53	10.92	03-06-2011	
		Recept.	5 250	—	.780	—	.183	WM1200-ND	.19	1.53	10.92	03-06-1011	
	2	Plug	5 250	609	.318	.780	.300	.440	WM1220-ND	.29	2.38	17.01	03-06-2023
		Recept.	5 250	505	.265	.810	.192	.340	WM1230-ND	.29	2.38	17.01	03-06-1023
	3	Plug	5 250	754	.318	.750	.300	.590	WM1221-ND	.36	2.99	21.36	03-06-2032
		Recept.	5 250	650	.265	.780	.192	.484	WM1231-ND	.36	2.99	21.36	03-06-1032
	4	Plug	5 250	865	.312	.750	.295	.730	WM1222-ND	.51	4.21	30.10	03-06-2042
		Recept.	5 250	785	.260	.780	.192	.630	WM1232-ND	.51	4.21	30.10	03-06-1042
	4a	Plug	5 250	615	.465	.750	.442	.442	WM1223-ND	.51	4.21	30.10	03-06-2044
		Recept.	5 250	506	.400	.750	.339	.339	WM1233-ND	.51	4.21	30.10	03-06-1044
	5	Plug	5 250	1,044	.318	.750	.310	.890	WM1224-ND	.56	4.59	32.82	03-06-2055
		Recept.	5 250	940	.265	.780	.192	.775	WM1234-ND	.56	4.59	32.82	03-06-1056
6	Plug	5 250	615	.607	.750	.600	.450	WM1225-ND	.57	4.72	33.72	03-06-2061	
	Recept.	5 250	552	.505	.780	.494	.344	WM1235-ND	.57	4.72	33.72	03-06-1062	
9	Plug	5 250	752	.615	.750	.590	.590	WM1226-ND	.59	4.85	34.62	03-06-2092	
	Recept.	5 250	650	.552	.780	.494	.489	WM1236-ND	.59	4.85	34.62	03-06-1092	
12	Plug	5 250	903	.614	.750	.590	.740	WM1227-ND	.60	4.97	35.51	03-06-2122	
	Recept.	5 250	800	.563	.780	.494	.634	WM1237-ND	.60	4.97	35.51	03-06-1122	
15	Plug	5 250	1,042	.614	.750	.590	.880	WM1228-ND	.76	6.23	44.52	03-06-2152	
	Recept.	5 250	934	.563	.780	.487	.776	WM1238-ND	.76	6.23	44.52	03-06-1152	
24	Plug	5 250	1,182	.765	.750	.740	1,040	WM1229-ND	2.10	17.31	123.61	03-06-2242	
Connector Housings - with Mounting Ears and Detent, Panel Mount													
.145"	2	Plug	5 250	609	.318	.780	.300	.440	WM1203-ND	.29	2.38	17.01	03-06-2024
		Recept.	5 250	505	.265	.810	.192	.340	WM1202-ND	.29	2.38	17.01	03-06-1022
	3	Plug	5 250	754	.318	.750	.300	.590	WM1205-ND	.36	2.99	21.36	03-06-2033
		Recept.	5 250	650	.265	.780	.192	.484	WM1204-ND	.36	2.99	21.36	03-06-1033
4	Plug	5 250	865	.312	.750	.295	.730	WM1207-ND	.53	4.38	31.29	03-06-2048	
	Recept.	5 250	785	.260	.780	.192	.630	WM1206-ND	.51	4.21	30.10	03-06-1041	

Grid Space	Grid No.	Type	Maximum Amps V.	Dimensions (Inch)						Digi-Key Part No.	Pricing			Molex Part No.
				A	B	C	D	F		1	10	100		
.145"	4a	Plug	5 250	.615	.465	.750	.442	.442	WM1209-ND	.51	4.21	30.10	03-06-2043	
		Recept.	5 250	.506	.400	.750	.339	.339	WM1208-ND	.51	4.21	30.10	03-06-1043	
	5	Plug	5 250	1,044	.318	.750	.310	.890	WM1240-ND	.56	4.59	32.82	03-06-2054	
		Recept.	5 250	940	.265	.780	.192	.775	WM1241-ND	.56	4.59	32.82	03-06-1054	
	6	Plug	5 250	.615	.607	.750	.600	.450	WM1211-ND	.57	4.72	33.72	03-06-2062	
		Recept.	5 250	.552	.505	.780	.494	.344	WM1210-ND	.57	4.72	33.72	03-06-1061	
	9	Plug	5 250	.752	.615	.750	.590	.590	WM1213-ND	.59	4.85	34.62	03-06-2091	
		Recept.	5 250	.650	.552	.780	.494	.489	WM1212-ND	.62	5.10	36.44	03-06-1091	
	12	Plug	5 250	903	.614	.750	.590	.740	WM1215-ND	.60	4.97	35.51	03-06-2121	
		Recept.	5 250	.795	.563	.780	.494	.634	WM1214-ND	.60	4.97	35.51	03-06-1121	
	15	Plug	5 250	1,042	.614	.750	.590	.880	WM1219-ND	.76	6.23	44.52	03-06-2151	
		Recept.	5 250	.930	.569	.780	.530	.770	WM1589-ND	.75	6.60	44.03	03-06-6155	
24	Plug	5 250	1,182	.765	.750	.740	1,040	WM1218-ND	2.10	17.31	123.61	03-06-2241		
	Recept.	5 250	1,079	.715	.750	.634	.918	WM1218-ND	2.03	16.68	119.13	03-06-1241		
.165"	36	Plug	4 —	1.795	.825	.750	1.02	1.622	WM1588-ND	2.48	21.88	145.86	03-06-2361	
		Recept.	4 —	1.677	.707	.781	.855	1.505	WM1587-ND	2.41	21.27	141.79	03-06-1361	

.062" Terminals

Features: • Use with .062" housings • .008" stock 70/30 brass Temp. Range: -40°C - 105°C High Volt. Test: Withstands 1500V RMS for 60 seconds Current Rating: Amperage rating 5A Storage Temperature Range: -40°C - 125°C Plating: 200-300µ Hot-Tin Dip tin plating

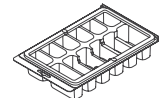


Description	Wire Size	Insulation Dia. (Inch)	Digi-Key Part No.	Pricing			Mfr. Part No.
				10	500	1000	
Male, Crimp Type	18-24	.060/.120	WM1000-ND	1.08	9.62	35.91	02-06-2103
Female, Crimp Type	18-24	.060/.120	WM1001-ND	.95	7.60	31.68	02-06-1103
Male, Crimp Type	24-30	.040/.090	WM1002-ND	1.00	7.97	33.21	02-06-2132
Female, Crimp Type	24-30	.040/.090	WM1003-ND	.95	7.56	31.50	02-06-1132
Female, Crimp Type	24-30	.040/.090	WM1003CT-ND§ NEW!	—	5.99	24.34	02-06-1131
Female, Crimp Type	24-30	.040/.090	WM1003TR-ND△ NEW!	—	600.00/20.00	—	02-06-1131
Male, PCB Solder-Tail	—	—	WM1004-ND	1.37	10.92	45.51	02-06-6103
Female, PCB Solder-Tail	—	—	WM1005-ND	1.37	10.92	45.51	02-06-7103
Male, Crimp Type	18-24	.060/.120	WM1006-ND†	6.03	48.25	201.05	02-06-6103
Female, Crimp Type	18-24	.060/.120	WM1007-ND†	6.03	48.25	201.05	02-06-6103
Female, Crimp Type	18-24	.060/.120	WM1008CT-ND†	6.03	48.25	201.05	02-06-5135
Female, Crimp Type	18-24	.060/.120	WM1008TR-ND†§ NEW!	—	52.97	215.20	02-06-5100
Female, Crimp Type	18-24	.060/.120	WM1009CT-ND†§ NEW!	—	1590.00/6.00	—	02-06-5100
Female, Crimp Type	24-30	.040/.090	WM1009-ND	6.03	48.25	201.05	02-06-5135
Male, PCB	—	—	WM1010-ND†	6.69	53.55	223.14	02-06-6122
Female, PCB	—	—	WM1011-ND†	6.69	53.55	223.14	02-06-7104
Hand Crimp Tool (Waldom)	18-30	—	WM9900-ND	—	15.31/1	—	W-HT-1921
Hand Extraction Tool (Waldom)	18-30	—	WM1586-ND	—	20.95/1	—	W-HT-2023
Universal Crimp Tool (Molex)	—	—	WM9999-ND	—	50.75/1	—	63811-0000
Production Tool (Molex)	24-30	—	WM9915-ND	—	228.96/1	—	11-01-0185
Production Tool (Molex)	18-24	—	WM1585-ND	—	259.49/1	—	63811-3300
Extraction Tool (Molex)	—	—	WM9929-ND	—	16.92/1	—	11-03-0002

† 15µ" Select Gold Finish § Cut Tape △ Tape and Reel

Cable Connector Designer Kit

Contains all parts needed to assemble male and female connectors; totals 86 connectors. All have pin terminal size .062" diameter with crimping tool, pin terminal ejector and case.



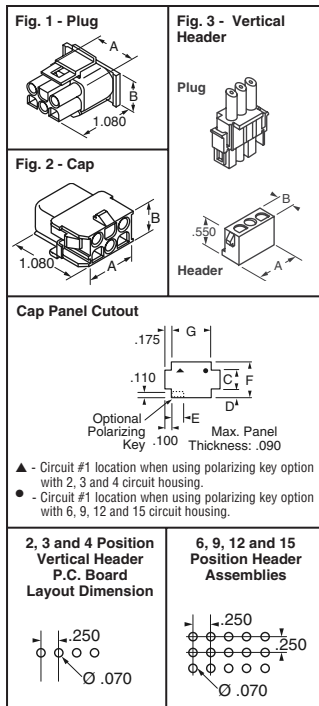
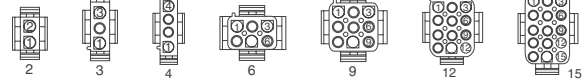
WM9979-ND \$53.88

MLX™ .084" Power Connectors

Features: • Interchangeable, intermountable and interchangeable with industry standard versions • Cross tested to assure industry compatibility • UL recognized, CSA certified • Positive locks • Fully isolated contacts • Circuit I.D. grooves to reduce assembly errors • Anti-stress positioning tabs to reduce breakage



Grid Pattern



Pos.	Description	Ampers/Circuit (Max.)*	Voltage Rating (Max.)*	Panel Cutout Dimension (Inch)							Digi-Key Part No.	Pricing			Molex Part No.	
				A	B	C‡	D	E	F	G		1	10	500		
Fig. 1 - Plug																
2	Plug	13.5	600	.300	.550	—	—	—	—	—	WM1242-ND	.24	2.08	13.84	55.37	50-84-1020
3	Plug	13.5	600	.300	.800	—	—	—	—	—	WM1244-ND	.28	2.49	16.57	66.29	50-84-1030
4	Plug	13.5	600	.300	1.050	—	—	—	—	—	WM1246-ND	.32	2.84	18.91	75.62	50-84-1040
6	Plug	11.0	600	.800	.550	—	—	—	—	—	WM1248-ND	.37	3.23	21.56	86.22	50-84-1060
9	Plug	11.0	600	.800	.800	—	—	—	—	—	WM1250-ND	.44	3.88	25.87	103.47	50-84-1090
12	Plug	11.0	600	.800	1.050	—	—	—	—	—	WM1252-ND	.66	5.85	39.00	155.99	50-84-1120
15	Plug	11.0	600	.800	1.300	—	—	—	—	—	WM1254-ND	.74	6.52	43.47	173.87	50-84-1150
Fig. 2 - Cap																
2	Cap	13.5	600	.300	.550	.340	.095	.250	.530	.565	WM1243-ND	.29	2.59	17.24	68.97	50-84-2020
3	Cap	13.5	600	.300	.800	.340	.095	.250	.530	.815	WM1245-ND	.34	2.98	19.86	79.43	50-84-2030
4	Cap	13.5	600	.300	1.050	.340	.095	.250	.530	1.065	WM1247-ND	.35	3.09	20.57	82.27	50-84-2040
6	Cap	11.0	600	.800	.550	.340	.275	.250	1.030	.815	WM1249-ND	.40	3.55	23.05	94.61	50-84-2060
9	Cap	11.0	600	.800	.800	.480	.275	.250	1.030	.815	WM1251-ND	.51	4.50	30.02	120.08	50-84-2090
12	Cap	11.0	600	.800	1.050	.480	.275	.350	1.030	1.065	WM1253-ND	.80				



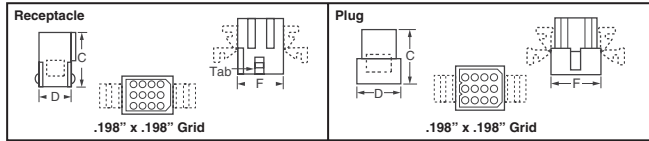
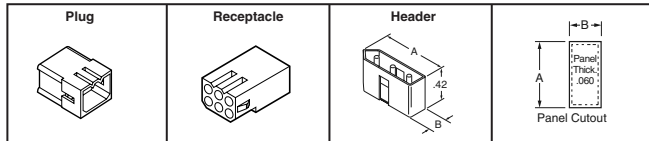
Power Connectors

.093" Diameter Connectors



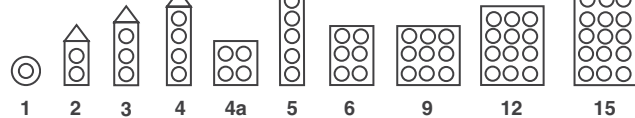
Features:

- UL File Number E-29179; CSA File Number LR-19980
- Up to 12 amperes per circuit, (ratings are per circuit and based on fully loaded housings)
- 250V Voltage rating for 03-09 series; 600V Voltage rating for 19-09 series
- Friction lock for 03-09 series; Positive lock for 19-09 series



Grid Patterns

(Contacts sold separately)



Grid Space	Grid No.	Type	Maximum Amps V.	Dimensions (Inch)					Digi-Key Part No.	Pricing			Molex Part No.
				A	B	C	D	F		1	10	100	
Connector Housings — with Detent Only, Free Hanging													
.198"	1	Plug	12 5000	—	—	2.250	.437	—	WM1301-ND	.46	4.10	27.32	03-09-2014
	1	Plug	12 250	—	—	1.000	.358	—	WM1303-ND	.15	1.31	8.74	03-09-2011
		Recept.	12 250	—	—	1.000	.234	—	WM1302-ND	.15	1.31	8.74	03-09-1011
	3	Plug	12 250	.933	.375	.970	.340	.770	WM1325-ND	.38	3.33	22.23	03-09-2032
		Recept.	12 250	.840	.312	1.015	.236	.670	WM1332-ND	.40	3.53	23.54	03-09-1032
	4	Plug	12 250	1.131	.375	1.000	.338	.971	WM1326-ND	.43	3.80	25.31	03-09-2042
		Recept.	12 250	1.038	.312	1.000	.236	.868	WM1333-ND	.44	3.86	25.75	03-09-1042
	4a	Plug	12 250	.555	.695	1.024	.538	.538	WM1327-ND	.68	6.02	40.11	03-09-2049
		Recept.	12 250	.500	.600	1.000	.434	.434	WM1334-ND	.66	5.82	38.80	03-09-1049
	5	Plug	12 250	—	—	.969	.350	1.170	WM1315-NDΔ	.69	6.10	40.69	03-09-2057
		Recept.	12 250	—	—	1.000	.240	1.070	WM1314-NDΔ	.65	5.77	38.49	03-09-1057
	6	Plug	11 250	1.230	.310	1.105	.240	1.070	WM1592-ND	.57	5.00	33.36	03-09-1054
Recept.		9 250	.750	.695	1.000	.733	.536	WM1328-ND	.51	4.52	30.13	03-09-2062	
90	Plug	9 250	.718	.600	1.015	.632	.434	WM1335-ND	.51	4.52	30.13	03-09-1064	
	Recept.	9 250	.937	.660	.970	.730	.770	WM1329-ND	.65	5.73	38.20	03-09-2092	
12	Plug	9 250	.828	.725	1.015	.625	.666	WM1336-ND	.67	5.93	39.55	03-09-1094	
	Recept.	7.5 250	1.155	.760	1.000	.737	.770	WM1330-ND	.73	6.40	42.69	03-09-2121	
248"	Plug	7.5 250	1.050	.655	1.015	.633	.871	WM1337-ND	.74	6.54	43.58	03-09-1126	
	Recept.	9.5 250	1.050	.725	1.020	.690	.870	WM1590-ND	.64	5.67	37.77	03-09-1121	
2	Plug	12 250	.800	.375	1.000	.352	.639	WM1324-ND	.32	2.81	18.75	03-09-2022	
	Recept.	12 250	.725	.312	1.030	.250	.536	WM1331-ND	.30	2.62	17.44	03-09-1022	
Connector Housings — with Positive Lock, Free Hanging													
.198"	4§	Plug	9 600	—	—	1.031	.359	1.156	WM1405-ND	.71	6.26	41.73	03-09-2048
	Recept.	9 600	—	—	1.063	.265	1.032	WM1404-ND	.69	6.05	40.34	03-09-1047	
248"	2	Plug	12 600	—	—	1.031	.359	.656	WM1401-ND	.56	4.97	33.11	03-09-2028
	Recept.	12 600	—	—	1.063	.265	.531	WM1400-ND	.53	4.69	31.29	03-09-1028	
Connector Housings — with Mounting Ears and Detent, Panel Mount													
3	Plug	12 250	.933	.375	.970	.340	.770	WM1307-ND	.46	4.08	27.21	03-09-2031	
	Recept.	12 250	.840	.312	1.015	.236	.670	WM1338-ND	.42	3.73	24.84	03-09-1081	
4	Plug	12 250	1.131	.375	.969	.338	.971	WM1309-ND	.46	4.06	27.06	03-09-2041	
	Recept.	12 250	1.038	.312	1.000	.236	.868	WM1308-ND	.44	3.86	25.75	03-09-1041	
4a	Plug	12 250	.555	.695	.969	.538	.538	WM1311-ND	.68	6.02	40.11	03-09-2040	
	Recept.	12 250	.500	.600	1.000	.434	.434	WM1310-ND	.66	5.82	38.80	03-09-1040	
6	Plug	9 250	.750	.695	.969	.733	.536	WM1317-ND	.54	4.79	31.92	03-09-2061	
	Recept.	9 250	.718	.600	1.015	.632	.434	WM1316-ND	.54	4.79	31.92	03-09-1061	
90	Plug	9 250	.937	.660	.970	.730	.770	WM1319-ND	.67	5.93	39.55	03-09-2091	
	Recept.	9 250	.828	.725	1.015	.625	.666	WM1318-ND	.67	5.93	39.55	03-09-1091	
12	Plug	7.5 250	1.155	.760	.969	.737	.975	WM1321-ND	.73	6.40	42.69	03-09-2122	
	Recept.	7.5 250	1.050	.665	1.015	.633	.871	WM1320-ND	.74	6.54	43.58	03-09-1125	
15	Plug	9.5 250	1.343	.076	.980	.629	1.67	WM1339-ND	1.59	14.02	93.49	03-09-2159	
	Recept.	7.5 250	1.240	.655	1.015	.632	1.066	WM1322-ND	1.07	9.44	62.95	03-09-1154	
248"	2§	Plug	12 250	.800	.375	.968	.352	.639	WM1305-ND	.32	2.81	18.75	03-09-2021
	Recept.	12 250	.725	.312	1.000	.250	.536	WM1304-ND	.30	2.62	17.44	03-09-1027	
3	Plug	11 600	1.022	.365	1.100	.350	.862	WM1501-ND	.78	6.88	45.87	19-09-2031	
	Recept.	9 600	1.168	.311	1.140	.250	.760	WM1502-ND	.83	7.35	49.01	19-09-1043	
6	Plug	9 600	1.048	.658	1.100	.640	.886	WM1505-ND	.91	8.02	53.50	19-09-2061	
	Recept.	9 600	.946	.608	1.140	.540	.790	WM1504-ND	.91	8.02	53.50	19-09-1061	
9	Plug	8 600	.948	.850	1.140	.790	.790	WM1506-ND	1.31	11.59	77.26	19-09-1091	
	Recept.	6 600	1.300	.910	1.100	.890	1.140	WM1509-ND	1.34	11.80	78.66	19-09-2121	
12	Plug	6 600	1.552	.910	1.100	.890	1.388	WM1511-ND	2.49	21.98	146.55	19-09-2153	
	Recept.	6 600	1.422	.850	1.140	.790	1.282	WM1510-ND	2.49	21.98	146.55	19-09-1151	
Housing Positive Lock Panel Mount UL94V-2													
264"	1	Plug	12 600	.485	.343	.320	.320	.320	WM1601-ND	.35	3.09	20.59	19-09-2018
		Recept.	12 600	—	—	.300	.400	—	WM1600-ND	.35	3.09	20.59	19-09-1019
	2	Plug	12 600	.800	.365	.635	.320	.580	WM1603-ND	.56	4.98	33.19	19-09-2028
		Recept.	12 600	—	—	.300	.560	—	WM1602-ND	.56	4.98	33.19	19-09-1029
	3	Plug	11 600	1.022	.365	.862	.320	.848	WM1605-ND	.50	4.45	29.69	19-09-2038
		Recept.	11 600	—	—	.300	.830	—	WM1604-ND	.53	4.65	31.03	19-09-1039
	4	Plug	9 600	1.270	.365	1.109	.321	1.110	WM1607-ND	.62	5.47	36.49	19-09-2048
		Recept.	9 600	—	—	.300	1.090	—	WM1606-ND	.63	5.53	36.86	19-09-1049

Grid Space	Grid No.	Type	Maximum Amps V.	Dimensions (Inch)					Digi-Key Part No.	Pricing			Molex Part No.
				A	B	C	D	F		1	10	100	
.264"	6	Plug	9 600	1.048	.658	.888	.604	.850	WM1609-ND	.73	6.45	43.02	19-09-2068
		Recept.	9 600	—	—	.560	.830	—	WM1608-ND	.68	6.00	40.00	19-09-1069
	9	Plug	9 600	1.048	.909	.883	.868	.850	WM1611-ND	.83	7.36	49.10	19-09-2098
		Recept.	9 600	—	—	.560	.830	—	WM1610-ND	.80	7.08	47.22	19-09-1099
	12	Plug	9 600	1.100	.910	1.140	.668	1.112	WM1613-ND	1.15	10.17	67.81	19-09-2128
		Recept.	9 600	—	—	.830	.900	—	WM1612-ND	.95	8.42	56.11	19-09-1129
15	Plug	9 600	1.552	.910	1.392	.868	1.380	WM1615-ND	1.38	12.20	81.35	19-09-2158	
	Recept.	9 600	—	—	.868	1.380	—	WM1614-ND	1.38	12.20	81.35	19-09-1159	
Housing Positive Lock Panel Mount UL94V-0													
.264"	1	Plug	12 600	.485	.394	1.187	.250	.321	WM1678-ND	.43	3.83	25.51	19-09-2017
		Recept.	12 600	—	—	1.177	.300	.300	WM1670-ND	.43	3.83	25.51	19-09-1016
	2	Plug	12 600	.800	.365	1.19	.32	.59	WM1679-ND	.81	7.17	47.81	19-09-2027
		Recept.	12 600	—	—	1.18	.30	.56	WM1671-ND	.81	7.17	47.81	19-09-1026
	3	Plug	11 600	1.02	.394	1.187	.322	.850	WM1680-ND	.91	8.02	53.49	19-09-2037
		Recept.	11 600	—	—	1.177	.300	.827	WM1672-ND	.91	8.02	53.49	19-09-1036
	4	Plug	9 600	—	—	—	—	—	WM1681-ND	.96	8.51	56.71	19-09-2047
		Recept.	9 600	—	—	1.177	.30	1.091	WM1673-ND	.96	8.51	56.71	19-09-1046
	6	Plug	9 600	1.047	.681	1.187	.586	.850	WM1682-ND	1.12	9.85	65.65	19-09-2067
		Recept.	9 600	—	—	1.177	.563	.827	WM1674-ND	1.12	9.85	65.65	19-09-1066
	9	Plug	9 600	1.048	.909	1.19	.850	.850	WM1683-ND	1.18	10.39	69.29	19-09-2097
		Recept.	9 600	—	—	1.18	.83	.83	WM1675-ND	1.18	10.39	69.29	19-09-1096
12	Plug	9 600	1.3	.91	1.19	.868	1.112	WM1684-ND	1.33	11.73	78.18	19-09-2127	
	Recept.	9 600	—	—	1.18	.83	1.09	WM1676-ND	1.33	11.73	78.18	19-09-1126	
15	Plug	9 600	1.552	.91	1.19	.868	1.38	WM1685-ND	1.69	14.95	99.67	19-09-2157	
	Recept.	9 600	—	—	1.18	.83	1.35	WM1677-ND	1.69	14.95	99.67	19-09-1156	
Housing Positive Lock UL94V-2													
.264"	1	Plug	12 600	.4									