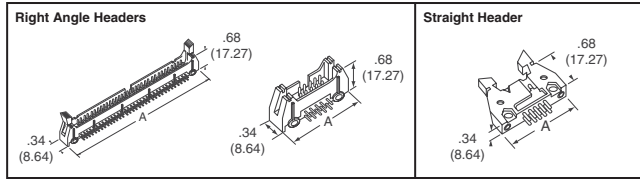


3M Latch/Eject Headers .100" x .100" (2.54mm x 2.54mm)

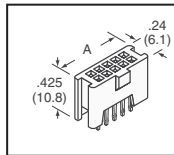
Four-wall shrouded housing to protect against physical and chemical pin damage. Order optional ejector latches separately.



No. of Contacts	Dimension A Inches (mm)	Digi-Key Part No.	1	Pricing 100	500	3M Part No.
Right Angle						
10	1.26 (32.00)	MHR10K-ND	1.29	97.96	443.30	3793-5002
14	1.46 (37.08)	MHR14K-ND	1.77	134.30	607.75	3314-5002
16	1.56 (39.62)	MHR16K-ND	2.04	154.84	700.70	3408-5002
20	1.76 (44.70)	MHR20K-ND	2.52	191.18	865.15	3428-5002
24	1.96 (49.78)	MHR24K-ND	3.02	229.10	1036.75	3627-5002
26	2.06 (52.32)	MHR26K-ND	3.27	248.06	1122.55	3429-5002
40	2.76 (70.10)	MHR40K-ND	4.04	306.52	1387.10	3432-5002
50	3.26 (82.80)	MHR50K-ND	5.03	382.36	1730.30	3433-5002
Right Angle — RoHS Compliant						
10	1.26 (32.00)	MHR10L-ND	1.16	88.48	400.40	N3793-5002RB
14	1.46 (37.08)	MHR14L-ND	1.60	121.66	550.55	N3314-5002RB
16	1.56 (39.62)	MHR16L-ND	1.85	140.62	636.35	N3408-5002RB
20	1.76 (44.70)	MHR20L-ND	2.27	172.22	779.35	N3428-5002RB
24	1.96 (49.78)	MHR24L-ND	2.72	206.98	936.65	N3627-5002RB
26	2.06 (52.32)	MHR26L-ND	2.93	222.78	1008.15	N3429-5002RB
30	2.26 (57.40)	MHR30L-ND	2.72	206.98	936.65	N3440-5002RB
34	2.46 (62.48)	MHR34L-ND	3.06	232.26	1051.05	N3431-5002RB
40	2.76 (70.10)	MHR40L-ND	3.62	274.92	1244.10	N3432-5002RB
50	3.26 (82.80)	MHR50L-ND	4.51	342.86	1551.55	N3433-5002RB
60	3.76 (95.50)	MHR60L-ND	5.43	412.38	1866.15	N3372-5002RB
Straight						
10	1.26 (32.00)	MHS10K-ND	1.27	96.38	436.15	3793-6002
14	1.46 (37.08)	MHS14K-ND	1.75	132.72	600.60	3314-6002
16	1.56 (39.62)	MHS16K-ND	2.00	151.68	686.40	3408-6002
20	1.76 (44.70)	MHS20K-ND	2.48	188.02	850.85	3428-6002
24	1.96 (49.78)	MHS24K-ND	2.97	225.94	1022.45	3627-6002
26	2.06 (52.32)	MHS26K-ND	3.20	243.32	1101.10	3429-6002
30	2.26 (57.40)	MHS30K-ND	2.97	225.94	1022.45	3440-6002
34	2.46 (62.48)	MHS34K-ND	3.35	254.38	1151.15	3431-6002
40	2.76 (70.10)	MHS40K-ND	3.93	298.62	1351.35	3432-6002
50	3.26 (82.80)	MHS50K-ND	4.93	374.46	1694.55	3433-6002
60	3.76 (95.50)	MHS60K-ND	5.93	450.30	2037.75	3372-6002
Straight — RoHS Compliant						
10	1.26 (32.00)	MHS10L-ND	1.16	88.48	400.40	N3793-6002RB
14	1.46 (37.08)	MHS14L-ND	1.60	121.66	550.55	N3314-6002RB
16	1.56 (39.62)	MHS16L-ND	1.83	139.04	629.20	N3408-6002RB
20	1.76 (44.70)	MHS20L-ND	2.27	172.22	779.35	N3428-6002RB
24	1.96 (49.78)	MHS24L-ND	2.72	206.98	936.65	N3627-6002RB
26	2.06 (52.32)	MHS26L-ND	2.93	222.78	1008.15	N3429-6002RB
30	2.26 (57.40)	MHS30L-ND	2.72	206.98	936.65	N3440-6002RB
34	2.46 (62.48)	MHS34L-ND	3.04	230.68	1043.90	N3431-6002RB
40	2.76 (70.10)	MHS40L-ND	3.62	274.92	1244.10	N3432-6002RB
50	3.26 (82.80)	MHS50L-ND	4.51	342.86	1551.55	N3433-6002RB
60	3.76 (95.50)	MHS60L-ND	5.43	412.38	1866.15	N3372-6002RB
Optional Ejector Latches for Connectors — RoHS Compliant						
Short — Black with roll pins ...		MLKS03-ND	21/2	7.90	35.75	N3505-2B
Short — Gray with roll pins ...		MLKS01-ND	21/2	7.90	35.75	3505-2
Short — Black Snap-in ...		MLKS05-ND	46/2	17.38	78.65	N3505-30B
Long — Black with roll pins ...		MLKS04-ND	21/2	7.90	35.75	N3505-3B
Long — Gray with roll pins ...		MLKS02-ND	21/2	7.90	35.75	3505-3
Long — Black Snap-in ...		MLKS06-ND	21/2	7.90	35.75	N3505-31B

⊖ Use without strain relief ⊕ Use with strain relief

Polarized Boardmount Socket .100" x .100" (2.54mm x 2.54mm) — 8500 Series



FEATURES: • Centerbump polarization • Mates with low profile shrouded headers
PHYSICAL: • Insulation Material: Glass Filled Polyester (PBT) • Flammability: UL 94V-0 • Color: Gray • Contact Material: Copper Alloy • Plating — Underplating and U-slot: 2µm (79µ") Nickel • Wiping Area: 0.3µm (12µ") Gold • Solder Tails: Gold Flash • Marking: 3M logo, Part Identification Number and Orientation Triangle
ELECTRICAL: • Current Rating: 1A • Insulation Resistance: >1 x 10⁹Ω @ 50VDC
ENVIRONMENTAL: • Temperature Rating: -55°C — 105°C

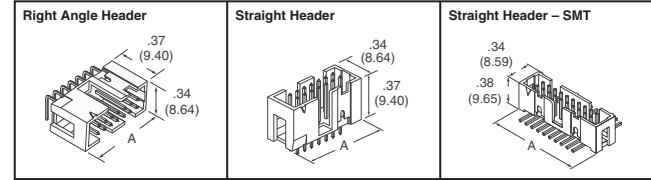
No. of Contacts	Dimension A Inches (mm)	Digi-Key Part No.	1	Pricing 100	500	3M Part No.
10	0.68 (17.3)	MSPV10-ND	2.10	159.58	722.15	8510-4500PL
16	0.98 (25.9)	MSPV16-ND	2.70	205.40	929.50	8516-4500PL
20	1.18 (30.0)	MSPV20-ND	3.20	243.32	1101.10	8520-4500PL
26	1.48 (37.6)	MSPV26-ND	3.70	281.24	1272.70	8526-4500PL
34	1.88 (47.7)	MSPV34-ND	4.47	339.70	1537.25	8534-4500PL
40	2.18 (55.4)	MSPV40-ND	5.01	380.78	1723.15	8540-4500PL
50	2.68 (68.1)	MSPV50-ND	5.99	455.04	2059.20	8550-4500PL
60	3.18 (80.8)	MSPV60-ND	6.95	527.72	2388.10	8560-4500PL
64	3.38 (85.8)	MSPV64-ND	7.30	554.58	2509.65	8564-4500PL

Low Profile Headers (Protected Headers)

PHYSICAL: • Flammability: UL 94V-0 • Marking: 3M logo, Part Identification Number and Orientation Triangle
ELECTRICAL: • Current Rating: 2A • Insulation Resistance: >1x10⁹Ω @ 50Vdc • Withstanding voltage: 1000Vrms at Sea Level
ENVIRONMENTAL: • Temperature Rating: -55°C — 105°C • UL File No.: E68080

Non-Compliant Specifications: • Insulation: • Material: Glass filled Polyester (PBT) • Color: Gray • Contact Material: Phosphor Bronze (C510) • Plating: • Underplating: 100µ" Nickel-QQ-N-290, Class 2 • Wiping Area: Gold-MIL-G-45204, Type II, Grade C • Solder Tails: 200µ" 60/40 Tin Lead-MIL-P-81728 • CSA File No.: LR 40971

RoHS Compliant Specifications: • Insulation: • Material: Glass Filled Polyester (PBT), Glass Filled Polyester (PCT) High Temperature option • Contact Material: Copper Alloy • Plating: • Underplating: 100µ" (2.54µm) Nickel - Overall • Wiping Area: Gold • Solder Tails: 200µ" (5.08µm) Tin Lead or Matte Tin



No. of Contacts	Dimension A Inches (mm)	Digi-Key Part No.	1	Pricing 100	500	3M Part No.
Straight Solder Tail, Gray PBT						
10	0.788 (20.02)	MHB10K-ND	1.52	115.34	521.95	2510-6002UB
14	0.988 (25.10)	MHB14K-ND	1.56	118.50	536.25	2514-6002UB
16	1.088 (27.64)	MHB16K-ND	1.75	132.72	600.60	2516-6002UB
20	1.288 (32.72)	MHB20K-ND	1.81	137.46	622.05	2520-6002UB
24	1.488 (37.80)	MHB24K-ND	1.91	145.36	657.80	2524-6002UB
26	1.588 (40.34)	MHB26K-ND	1.96	148.52	672.10	2526-6002UB
30	1.788 (45.42)	MHB30K-ND	2.25	170.64	772.20	2530-6002UB
34	1.988 (50.50)	MHB34K-ND	2.33	176.96	800.80	2534-6002UB
40	2.288 (58.12)	MHB40K-ND	2.50	189.60	858.00	2540-6002UB
50	2.788 (70.82)	MHB50K-ND	3.10	235.42	1065.35	2550-6002UB
60	3.288 (83.52)	MHB60K-ND	3.70	281.24	1272.70	2560-6002UB
Straight Solder Tail, Black PCT — RoHS Compliant						
10	0.788 (20.02)	MHC10K-ND	1.37	104.28	471.90	N2510-6002RB
14	0.988 (25.10)	MHC14K-ND	1.41	107.44	486.20	N2514-6002RB
16	1.088 (27.64)	MHC16K-ND	1.58	120.08	543.40	N2516-6002RB
20	1.288 (32.72)	MHC20K-ND	1.64	124.82	564.85	N2520-6002RB
24	1.488 (37.80)	MHC24K-ND	1.75	132.72	600.60	N2524-6002RB
26	1.588 (40.34)	MHC26K-ND	1.77	134.30	607.75	N2526-6002RB
30	1.788 (45.42)	MHC30K-ND	2.04	154.84	700.70	N2530-6002RB
34	1.988 (50.50)	MHC34K-ND	2.12	161.16	729.30	N2534-6002RB
40	2.288 (58.12)	MHC40K-ND	2.27	172.22	779.35	N2540-6002RB
50	2.788 (70.82)	MHC50K-ND	2.81	213.30	965.25	N2550-6002RB
60	3.288 (83.52)	MHC60K-ND	3.37	255.96	1158.30	N2560-6002RB
64	3.488 (88.60)	MHC64K-ND	3.58	271.76	1229.80	N2564-6002RB
Right Angle Solder Tail, Gray PBT						
10	0.788 (20.02)	MHD10K-ND	1.66	126.40	572.00	2510-5002UB
14	0.988 (25.10)	MHD14K-ND	1.73	131.14	593.45	2514-5002UB
16	1.088 (27.64)	MHD16K-ND	1.91	145.36	657.80	2516-5002UB
20	1.288 (32.72)	MHD20K-ND	2.02	153.26	693.55	2520-5002UB
24	1.488 (37.80)	MHD24K-ND	2.10	159.58	722.15	2524-5002UB
26	1.588 (40.34)	MHD26K-ND	2.12	161.16	729.30	2526-5002UB
30	1.788 (45.42)	MHD30K-ND	2.89	219.62	993.85	2530-5002UB
34	1.988 (50.50)	MHD34K-ND	2.54	192.76	872.30	2534-5002UB
40	2.288 (58.12)	MHD40K-ND	2.75	208.56	943.80	2540-5002UB
50	2.788 (70.82)	MHD50K-ND	3.39	257.54	1165.45	2550-5002UB
Right Angle Solder Tail, Black PCT — RoHS Compliant						
10	0.788 (20.02)	MHE10K-ND	1.52	115.34	521.95	N2510-5002RB
14	0.988 (25.10)	MHE14K-ND	1.56	118.50	536.25	N2514-5002RB
16	1.088 (27.64)	MHE16K-ND	1.75	132.72	600.60	N2516-5002RB
20	1.288 (32.72)	MHE20K-ND	1.83	139.04	629.20	N2520-5002RB
24	1.488 (37.80)	MHE24K-ND	1.91	145.36	657.80	N2524-5002RB
26	1.588 (40.34)	MHE26K-ND	1.93	146.94	664.95	N2526-5002RB
30	1.788 (45.42)	MHE30K-ND	2.62	199.08	900.90	N2530-5002RB
34	1.988 (50.50)	MHE34K-ND	2.31	175.38	793.65	N2534-5002RB
40	2.288 (58.12)	MHE40K-ND	2.50	189.60	858.00	N2540-5002RB
50	2.788 (70.82)	MHE50K-ND	3.08	233.84	1058.20	N2550-5002RB
60	3.288 (83.52)	MHE60K-ND	3.70	281.24	1272.70	N2560-5002RB
64	3.488 (88.60)	MHE64K-ND	3.95	300.20	1358.50	N2564-5002RB

No. of Contacts	Dimension A Inches (mm)	Digi-Key Part No.	Cut Tape Pricing 100	T & R Pricing 200	3M Part No.
Straight, Black PCT, SMT — RoHS Compliant					
10	.788 (20.02)	MSH10KCT-ND	1.58	120.08	N2510-6VOC-RB-WD
14	.988 (25.10)	MSH14KCT-ND	1.62	123.24	N2514-6VOC-RB-WD
16	1.088 (27.64)	MSH16KCT-ND	1.79	135.88	N2516-6VOC-RB-WE
20	1.288 (32.72)	MSH20KCT-ND	1.85	140.62	N2520-6VOC-RB-WE
24	1.488 (37.80)	MSH24KCT-ND	1.96	148.52	N2524-6VOC-RB-WE
26	1.588 (40.34)	MSH26KCT-ND	1.98	150.10	N2526-6VOC-RB-WF
30	1.788 (45.42)	MSH30KCT-ND	2.25	170.64	N2530-6VOC-RB-WF
34	1.988 (50.50)	MSH34KCT-ND	2.33	176.96	N2534-6VOC-RB-WF
40	2.288 (58.12)	MSH40KCT-ND	2.48	188.02	N2540-6VOC-RB-WG
50	2.788 (70.82)	MSH50KCT-ND	3.02	229.10	N2550-6VOC-RB-WG
60	3.288 (83.52)	MSH60KCT-ND	3.58	271.76	N2560-6VOC-RB-WH
64	3.488 (88.60)	MSH64KCT-ND	3.79	287.56	N2564-6VOC-RB-WH