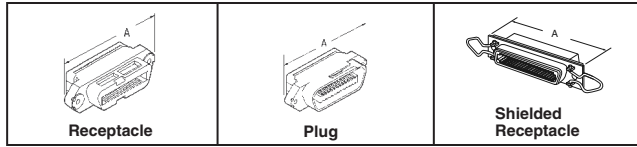




AMP CHAMP® Latch Parallel Interface and Ribbon Cable Connectors

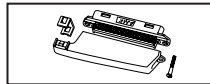
A



No. of Pos.	Dim. A Inch (mm)	Description	Digi-Key Part No.	Price Each 1 25	AMP Part No.
CHAMP Latch Low Profile Connectors - Plastic — RoHS Compliant					
Screw Lock					
14	1.750 (44.45)	Plug	A24213-ND	11.44 9.15	553596-1
14	1.750 (44.45)	Receptacle	A24214-ND	11.56 9.25	553597-1
24	2.175 (55.25)	Plug	A1559-ND	10.87 8.70	553598-1
24	2.175 (55.25)	Receptacle	A1561-ND	12.40 9.92	553599-1
36	2.685 (68.20)	Plug	A1563-ND	15.16 12.13	553600-1
36	2.685 (68.20)	Receptacle	A1565-ND	12.64 10.11	553601-1
50	3.280 (83.31)	Plug	A1567-ND	13.36 10.69	553602-1
50	3.280 (83.31)	Receptacle	A1569-ND	13.04 10.43	553603-1
Bail Lock					
36	2.685 (68.20)	Plug	A1564-ND	11.32 9.05	554084-1
Panel Mount					
24	2.175 (55.25)	Plug	A24215-ND	10.77 8.62	554103-1
24	2.175 (55.25)	Receptacle	A24216-ND	12.40 9.92	554088-1
36	2.685 (68.20)	Receptacle	A1566-ND	12.09 9.68	554089-1
50	3.280 (83.31)	Receptacle	A1570-ND	12.28 9.82	554090-1
Shielded CHAMP Latch Panel Mount Connectors - Plastic					
Screw Lock, Preassembled — RoHS Compliant					
24	2.205 (56.01)	Receptacle, 6-32	A33597-ND	13.48 10.78	555434-1
50	3.310 (84.07)	Receptacle, 4-40	A33598-ND	11.37 9.10	555436-2
Bail Lock, Preassembled — RoHS Compliant					
36	2.715 (68.96)	Receptacle, 4-40	A33599-ND	13.40 10.72	5554346-2
36	2.715 (68.96)	Receptacle, 4-40	A33600-ND†	13.40 10.72	5555983-1
50	3.310 (84.07)	Receptacle, 4-40	A24219-ND†	10.71 8.57	554902-1
Screw Lock, Loose Pieces					
24	2.380 (60.45)	Receptacle	A1558-ND	14.97 11.98	554349-1
24	2.380 (60.45)	Receptacle	A33601-ND◆	13.48 10.78	5554349-1
36	2.380 (60.45)	Receptacle	A33602-ND	13.61 10.90	5554348-1
Hardware Kits — RoHS Compliant					
		Bail Lock, 4-40 UNC x .500" (12.70)	A33605-ND	2.35 1.88	5552561-3
		Front Panel Mount Metric Screw Lock	A33606-ND	4.84 3.88	5553636-2
		Rear Panel Mount Metric Screw Lock	A33607-ND	6.35 5.08	5553636-3
		Shielded Screw Lock, Rear Mount 4-40	A33608-ND	4.12 3.30	5554272-1
		Shielded Screw Lock, Rear Mount Metric	A1579-ND	3.04 2.43	554808-1

◆ RoHS Compliant † Does not have boss feature. Boss is a .040" (1.02) shoulder on front of shield.

AMP CHAMP® Connector Kits



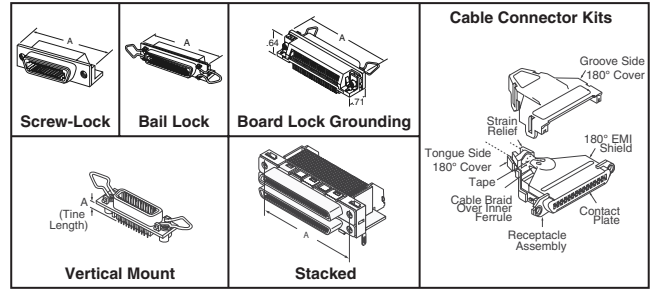
Cable Range Inch (mm)	Description	Digi-Key Part No.	Price Each 1 25	AMP Part No.
50 Position with Tapered Cover Solid and Stranded Kits				
0.550 max. (13.97)	Plug, Black	A33609-ND◆	4.23 3.38	5552382-1
	Receptacle, Black	A33610-ND◆	6.11 4.89	5552383-1
.350 - .425 (8.89 - 10.80)	Plug, Black	A33611-ND◆	2.84 2.28	5229912-4
	Receptacle, Black	A1572-ND	3.28 2.63	229913-1
	Receptacle, Black	A33612-ND◆	2.92 2.34	5229913-1
	Plug, Gray	A33613-ND◆	3.39 2.71	5229912-4
	Receptacle, Gray	A33614-ND◆	3.39 2.71	5229913-4
	Plug with Dust Cover, Black	A33615-ND◆	3.15 2.52	1-5229912-1
.425 - .500 (10.80 - 12.70)	Receptacle with Dust Cover, Black	A24329-ND	3.47 2.78	1-229913-1
	Receptacle with Dust Cover, Black	A33616-ND◆	3.19 2.55	1-5229913-1
	Plug, Black	A33617-ND◆	3.47 2.78	2-5229912-1
	Receptacle, Black	A33618-ND◆	3.39 2.71	2-5229913-1
.350 - .425 (8.89 - 10.80)	Plug with Dust Cover, Black	A33619-ND◆	3.52 2.82	3-5229912-1
	Plug, Black	A33621-ND◆	4.64 3.72	5552402-1
	Receptacle, Black	A33622-ND◆	3.91 3.13	5552403-1
50 Position CHAMP System 5 Connectors — RoHS Compliant				
.51 (12.95)	Plug, 24 AWG Solid, Red	A24365-ND	15.04 12.03	1-558693-1
.350 - .680 (8.89 - 17.27)	120° Strain Relief, Light Almond	A24366-ND	3.28 2.63	569336-1
	120° Strain Relief, Black	A24367-ND	1.74 1.39	569336-3
.650 - .750 (16.51 - 19.05)	90° Strain Relief, Lt. Almond Cover	A24368-ND	2.64 2.12	569335-1

Cable Range Inch (mm)	Description	Digi-Key Part No.	Price Each 1 25	AMP Part No.
CHAMP-LOK Hardware Kits — RoHS Compliant				
—	Locking Latch, 36 or 50 Positions	A24338-ND	.49 .40	552723-1
—	Locking Latch, 14 or 24 Positions	A24339-ND	.54 .44	552723-2
Back-to-Back Connector Assembly — RoHS Compliant				
.380 - .400 (9.65 - 10.16)	24 AWG Cable to Cable Kit, 50 Pos.	A33624-ND	33.26 26.61	5553257-1
50 Position Gender Menders — RoHS Compliant				
—	Receptacle without J-Hook Hardware	A33625-ND	29.89 23.92	5554875-2
—	Plug with J-Hook Hardware	A33626-ND	25.35 20.28	5554876-1
—	Plug with out J-Hook Hardware	A33627-ND	34.79 27.84	5554876-2

◆ RoHS Compliant

AMP CHAMP® Shielded Connectors

Terminals: Selectively plated gold over nickel plated high strength copper alloy, tin plated tails.
Housing & Cover Material: Thermoplastic, black



No. of Pos.	Dim. A Inch (mm)	Description	Digi-Key Part No.	Price Each 1 25	AMP Part No.
Right Angle, Preassembled Screw Lock					
24	2.205 (56.01)	Receptacle, Standard, 6-32	A33628-ND◆	10.83 8.67	5553811-1
24	2.205 (56.01)	Receptacle, Reverse, 6-32	A97700-ND◆	14.09 11.28	5553811-2
50	3.305 (83.95)	Receptacle, Standard, 4-40	A15001-ND	8.49 6.80	553813-3
50	3.305 (83.95)	Receptacle, Standard, 4-40	A33631-ND◆	7.41 5.93	5553813-3
Right Angle, Stacked, Preassembled Screw Lock — RoHS Compliant					
68	1.484 (37.70)	Receptacle, M2	A97692-ND	20.62 16.50	5787962-1
Right Angle, Preassembled Bail Lock — RoHS Compliant					
36	2.710 (68.83)	Receptacle, Standard, 4-40	A33632-ND	13.36 10.69	5555233-1
50	3.305 (83.95)	Receptacle, Standard, 4-40	A33633-ND	9.29 7.44	5554901-1
Right Angle, Board Lock Grounding					
24	2.205 (56.01)	Screw Lock, 6-32, Standard	A24299-ND	9.75 7.80	554923-2
24	2.205 (56.01)	Screw Lock, 6-32, Standard	A33634-ND◆	8.81 7.05	5554923-2
24	2.205 (56.01)	Screw Lock, 6-32, Reverse	A24300-ND	9.25 7.40	554923-1
24	2.205 (56.01)	Screw Lock, 6-32, Reverse	A33635-ND◆	8.81 7.05	5554923-1
24	2.205 (56.01)	Screw Lock, 6-32, Low Pro., Reverse	A33636-ND◆	10.05 8.04	5555139-1
24	2.205 (56.01)	Screw Lock, 6-32, Low Profile, Std.	A24302-ND	22.70 18.17	555139-2
24	2.205 (56.01)	Screw Lock, 6-32, Low Profile, Std.	A33638-ND◆	19.88 15.91	5555139-2
36	2.715 (68.96)	Bail Lock, 4-40, Standard	A24303-ND	8.49 6.80	555119-1
36	2.715 (68.96)	Bail Lock, 4-40, Standard	A33638-ND◆	9.39 7.52	5555119-1
36	2.715 (68.96)	Bail Lock, 4-40, Standard	A33639-ND†◆	13.49 10.80	555520-2
50	3.320 (84.33)	Screw Lock, 4-40, Standard	A33641-ND◆	11.97 9.58	5557932-2
50	3.320 (84.33)	Bail Lock, 4-40, Standard, Panel Mnt.	A33640-ND◆	9.11 7.29	5555057-1
50	3.310 (84.07)	Bail Lock, 4-40, Standard	A33642-ND◆	10.63 8.51	5555149-1
50	3.310 (84.07)	Bail Lock, 4-40, Reverse	A97693-ND◆	12.49 10.00	5555149-3
Vertical Mount — RoHS Compliant					
24	.150 (3.81)	Screw Lock, 6-32	A33643-ND	9.55 7.64	5554501-1
36	.215 (5.46)	Bail Lock, 4-40	A33645-ND	12.09 9.68	5554145-4
50	.135 (3.43)	Bail Lock, 4-40	A33646-ND	11.81 9.45	5554216-3
50	.200 (5.08)	Screw Lock, 4-40	A33647-ND	12.33 9.87	5554217-4
Hardware Kits — RoHS Compliant					
		Vertical Mount, Pan Head Screws (2 req.)	A24309-ND	4.31 3.45	554043-2
		Vert. Mt. Metric Standoff Screws (panhead screw and standoff)	A32497-ND	10.75 8.61	5554858-1

◆ RoHS Compliant † Has drawn metal shield

No. of Pos.	Cable Range Inch (mm)	Description	Digi-Key Part No.	Price Each 1 25	AMP Part No.
Cable Connector Kits — RoHS Compliant					
Plug — Solid or Stranded					
36	.250 - .500 (6.35 - 12.70)	Bail Lock, 24-26 AWG	A24314-ND‡	4.23 3.38	554950-2
		Screw Lock, 24-26 AWG	A24315-ND‡	6.93 5.55	554954-2
50	.350 - .625 (8.89 - 15.88)	Screw Lock, 26-28 AWG	A15012-ND‡	6.69 5.35	554954-1
		Bail Lock, 26-28 AWG	A15011-ND‡	4.96 3.98	554953-1
		Bail Lock, 24-26 AWG	A24316-ND‡	4.96 3.98	554953-2
		Bail Lock, 90° Exit, Gray	A24319-ND‡	11.01 8.81	5-555012-2
Receptacle — Solid or Stranded					
50	.350 - .625 (8.89 - 15.88)	Screw or Bail Lock, 26-28 AWG	A24318-ND‡	5.13 4.10	554955-1
Cover Kits and Accessories					
24	—	180° Cover	A15013-ND	6.33 5.07	554944-1
50	—	180° Cover - Cab. dia. ≤ .500 (12.70)	A15015-ND	2.61 2.09	554946-1
50	—	180° Cover - Cab. dia. ≥ .500 (12.70)	A24320-ND	2.44 1.96	554946-2
		Cap. Pan Head Screw, 4-40 (2 req.)	A33648-ND	.29 .15	5554726-1
		Inner Ferrule .500 (12.7) Inside Dia.	A24323-ND	.76 .61	554725-6

‡ Cover sold separately