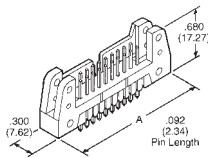




## Protected Headers

### Straight-Lead

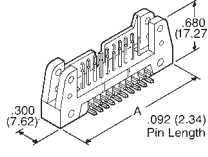
No. of Pins	Dim. A Inch (mm)
10	1.26 (32.00)
14	1.46 (37.08)
16	1.56 (39.62)
20	1.76 (44.70)
24	2.06 (52.32)
26	2.46 (62.48)
30	2.76 (70.10)
40	3.26 (82.80)
60	3.76 (95.50)



Lock Ejector Hooks, two required per connector, sold separately

### Right-Angle

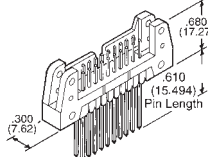
No. of Pins	Dim. A Inch (mm)
10	1.26 (32.00)
14	1.46 (37.08)
16	1.56 (39.62)
20	1.76 (44.70)
24	2.06 (52.32)
26	2.46 (62.48)
30	2.76 (70.10)
40	3.26 (82.80)
60	3.76 (95.50)



Lock Ejector Hooks, two required per connector, sold separately

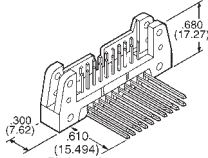
### Straight-Lead Wire Wrap

Lock Ejector Hooks, two required per connector, sold separately



### Right-Angle Wire Wrap

Lock Ejector Hooks, two required per connector, sold separately



#### SPECIFICATIONS:

• **Contacts:** Phosphor bronze, standard • **Contact Plating:** 10µ inch gold (in mating area) over 50µ inch nickel • **Insulator Material:** UL 94V-0 flame-retardant thermoplastic • **Color:** Blue • **Operating Temperature:** -55°C - 125°C • **Current Rating:** 1A (maximum) per contact • **Dielectric Withstand Voltage:** greater than 500VDC at sea level • **Insulation Resistance:** greater than 5 x 10<sup>9</sup>Ω • U.S. Defense Department MIL-C-83503/20, 21, approved

No. of Cont.	Description	Digi-Key Part No.	Price Each 1	10	25	50
<b>Protected Headers - Gold Finish</b>						
10	Straight-Lead	CHS10G-ND	1.45	1.21	1.12	1.01
	Right-Angle	CHR10G-ND	1.72	1.43	1.33	1.20
	Straight-Lead WW	CHW10G-ND	1.69	1.41	1.30	1.17
	Right-Angle WW	CHA10G-ND	1.91	1.59	1.47	1.33
14	Straight-Lead	CHS14G-ND	1.66	1.38	1.28	1.15
	Right-Angle	CHR14G-ND	1.94	1.62	1.50	1.35
	Straight-Lead WW	CHW14G-ND	1.99	1.65	1.53	1.38
	Right-Angle WW	CHA14G-ND	2.21	1.84	1.70	1.53
16	Straight-Lead	CHS16G-ND	1.77	1.48	1.37	1.23
	Right-Angle	CHR16G-ND	2.05	1.71	1.58	1.42
	Straight-Lead WW	CHW16G-ND	2.15	1.79	1.66	1.49
	Right-Angle WW	CHA16G-ND	2.37	1.98	1.83	1.65
20	Straight-Lead	CHS20G-ND	1.71	1.42	1.32	1.19
	Right-Angle	CHR20G-ND	1.99	1.65	1.53	1.38
	Straight-Lead WW	CHW20G-ND	2.17	1.81	1.68	1.51
	Right-Angle WW	CHA20G-ND	2.40	2.00	1.85	1.67
26	Straight-Lead	CHS26G-ND	1.87	1.56	1.45	1.30
	Right-Angle	CHR26G-ND	2.16	1.80	1.67	1.50
	Straight-Lead WW	CHW26G-ND	2.35	1.96	1.83	1.63
	Right-Angle WW	CHA26G-ND	2.56	2.12	1.99	1.77
34	Straight-Lead	CHS34G-ND	2.48	2.06	1.91	1.72
	Right-Angle	CHR34G-ND	2.50	2.07	1.94	1.73
	Straight-Lead WW	CHW34G-ND	2.92	2.42	2.27	2.02
	Right-Angle WW	CHA34G-ND	3.12	2.59	2.43	2.16
40	Straight-Lead	CHS40G-ND	2.51	2.09	1.96	1.74
	Right-Angle	CHR40G-ND	2.79	2.32	2.18	1.93
	Straight-Lead WW	CHW40G-ND	3.36	2.79	2.61	2.32
	Right-Angle WW	CHA40G-ND	3.56	2.95	2.77	2.46
50	Straight-Lead	CHS50G-ND	2.81	2.33	2.18	1.94
	Right-Angle	CHR50G-ND	3.33	2.76	2.59	2.30
	Straight-Lead WW	CHW50G-ND	4.16	3.45	3.23	2.87
	Right-Angle WW	CHA50G-ND	4.36	3.62	3.39	3.02

No. of Cont.	Description	Digi-Key Part No.	Price Each 1	10	25	50
60	Straight-Lead ST† (Shrouded)	CHB60G-ND	4.08	3.38	3.17	2.82
	Straight-Lead WW† (Shrouded)	CHC60G-ND	5.05	4.19	3.93	3.49
	Right-Angle ST† (Shrouded)	CHD60G-ND	3.84	3.18	2.98	2.65
	Right-Angle WW† (Shrouded)	CHE60G-ND	5.20	4.31	4.04	3.59
	Lock Ejector Hooks - Short (2 required per connector)	CLKS01-ND		1.11/2		
Lock Ejector Hooks - Long with strain relief; (2 required per connector)	CLKS02-ND		1.11/2			

† Lock ejector hooks included



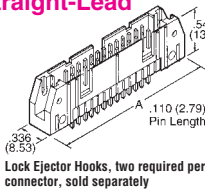
Authorized Distributor

## AMP Protected Headers

#### SPECIFICATIONS:

• **Material and Finish:** Housing and Latches — Black thermo-plastic, 94V-0 rated • **Contact Finish:** 15µ or 30µ gold on post/pin mating end, 100µ tin on termination end, with entire contact underplated .00050 nickel • **Connectors recognized under component program of Underwriters Laboratories Inc. File No. E28476** • **Connectors certified by Canadian Standards Association File No. LR16455** • .025" (.64mm) Sq. Posts, .240" (6.10mm) Mating Post Length

### Straight-Lead



Lock Ejector Hooks, two required per connector, sold separately

No. of Cont.	Cont. Gold Plating	Post Length Inch (mm)	Digi-Key Part No.	Price Each 1	10	AMP Part No.
<b>Pin Header Without Latches</b>						
10	15µ	.110 (2.79)	AHS10H-ND	.83	.75	5102153-1
	30µ	.110 (2.79)	AHS10L-ND	.83	.75	5102154-1
	15µ	.155 (3.94)	AHJ10H-ND	.85	.77	5102155-1
14	15µ	.110 (2.79)	AHS14H-ND	1.09	.98	5102153-2
	30µ	.110 (2.79)	AHS14L-ND	1.09	.98	5102154-2
	15µ	.110 (2.79)	AHS16H-ND	1.24	1.12	5102153-3
16	30µ	.110 (2.79)	AHS16L-ND	1.24	1.12	5102154-3
	15µ	.155 (3.94)	AHJ16H-ND	1.35	1.21	5102155-3
	30µ	.155 (3.94)	AHJ16L-ND	1.99	1.66	5102156-3
20	15µ	.110 (2.79)	AHS20H-ND	1.55	1.39	5102153-4
	30µ	.110 (2.79)	AHS20L-ND	1.55	1.39	5102154-4
	30µ	.155 (3.94)	AHJ20L-ND	1.77	1.60	5102156-4
24	15µ	.110 (2.79)	AHS24H-ND	1.80	1.62	5102153-5
	30µ	.110 (2.79)	AHS24L-ND	1.80	1.62	5102154-5
	30µ	.155 (3.94)	AHJ24L-ND	2.06	1.85	5102156-5
26	15µ	.110 (2.79)	AHS26H-ND	1.95	1.76	5102153-6
	30µ	.110 (2.79)	AHS26L-ND	1.95	1.76	5102154-6
	15µ	.155 (3.94)	AHJ26H-ND	2.23	2.02	5102155-6
30	30µ	.155 (3.94)	AHJ26L-ND	2.11	1.91	5102156-6
	15µ	.110 (2.79)	AHS30H-ND	2.26	2.03	5102153-7
	30µ	.110 (2.79)	AHS30L-ND	2.26	2.03	5102154-7
34	15µ	.110 (2.79)	AHS34H-ND	2.86	2.58	5102153-8
	30µ	.110 (2.79)	AHS34L-ND	2.86	2.58	5102154-8
	15µ	.155 (3.94)	AHJ34H-ND	2.40	2.17	5102155-8
40	30µ	.155 (3.94)	AHJ34L-ND	2.55	2.30	5102156-8
	15µ	.110 (2.79)	AHS40H-ND	2.88	2.60	5102153-9
	30µ	.110 (2.79)	AHS40L-ND	2.88	2.60	5102154-9
50	30µ	.155 (3.94)	AHJ40L-ND	2.93	2.64	5102156-9
	15µ	.110 (2.79)	AHS50H-ND	3.94	3.55	1-5102153-0
	30µ	.110 (2.79)	AHS50L-ND	3.94	3.55	1-5102154-0
60	15µ	.155 (3.94)	AHJ50H-ND	3.75	3.38	1-5102155-0
	30µ	.155 (3.94)	AHJ50L-ND	3.53	3.18	1-5102156-0
	30µ	.110 (2.79)	AHS60L-ND	4.16	3.75	1-5102154-1
64	30µ	.110 (2.79)	AHJ60L-ND	4.04	3.64	1-5102156-1
	15µ	.155 (3.94)	AHJ64H-ND	4.44	4.00	1-5102153-2
	30µ	.110 (2.79)	AHS64L-ND	4.44	4.00	1-5102154-2
64	15µ	.155 (3.94)	AHJ64H-ND	4.37	3.94	1-5102155-2
	30µ	.155 (3.94)	AHJ64L-ND	4.54	4.09	1-5102156-2
	<b>Pin Header with ACTION PIN Contacts</b>					
10	30µ	.174 (4.42)	AHA10B-ND	1.68	1.52	1658694-6
14	30µ	.174 (4.42)	AHA14B-ND	2.30	2.07	1658694-7
16	30µ	.174 (4.42)	AHA16B-ND	2.56	2.31	1658694-8

No. of Cont.	Cont. Gold Plating	Post Length Inch (mm)	Digi-Key Part No.	Price Each 1	10	AMP Part No.	
20	30µ	.174 (4.42)	AHA20B-ND	3.00	2.71	1658694-1	
	24	30µ	.174 (4.42)	AHA24B-ND	3.62	3.27	1658694-9
	26	30µ	.174 (4.42)	AHA26B-ND	3.80	3.42	1658694-2
	30	30µ	.174 (4.42)	AHA30B-ND	4.28	3.86	1-1658694-0
	34	30µ	.174 (4.42)	AHA34B-ND	4.66	4.20	1-1658694-1
	40	30µ	.174 (4.42)	AHA40B-ND	5.17	4.65	1-1658694-3
64	30µ	.174 (4.42)	AHA64B-ND	7.86	7.07	1658694-5	
<b>Pin Header with Short Latches</b>							
10	15µ	.110 (2.79)	AHE10H-ND	1.55	1.40	5499910-1	
	30µ	.110 (2.79)	AHE10B-ND	1.63	1.48	5499160-1	
	30µ	.155 (3.94)	AHG10B-ND	1.88	1.70	5499374-1	
14	15µ	.110 (2.79)	AHE14H-ND	2.12	1.91	5499910-2	
	30µ	.155 (3.94)	AHG14B-ND	3.11	2.80	5499374-2	
	16	15µ	.110 (2.79)	AHE16H-ND	2.34	2.11	5499910-3
20	30µ	.110 (2.79)	AHE16B-ND	2.52	2.27	5499160-3	
	15µ	.110 (2.79)	AHE20H-ND	2.87	2.59	5499910-4	
	30µ	.110 (2.79)	AHE20B-ND	3.51	3.16	5499160-4	
24	30µ	.155 (3.94)	AHG20B-ND	3.96	3.57	5499374-4	
	15µ	.110 (2.79)	AHE24H-ND	3.32	2.99	5499910-5	
	30µ	.155 (3.94)	AHG24B-ND	3.62	3.27	5499374-5	
26	15µ	.110 (2.79)	AHE26H-ND	3.53	3.19	5499910-6	
	30µ	.110 (2.79)	AHE26B-ND	3.80	3.42	5499160-6	
	30µ	.155 (3.94)	AHG26B-ND	4.37	3.94	5499374-6	
30	15µ	.110 (2.79)	AHE30H-ND	4.57	4.12	5499910-7	
	15µ	.110 (2.79)	AHE34H-ND	4.37	3.94	5499910-8	
	30µ	.110 (2.79)	AHE34B-ND	4.71	4.24	5499160-8	
34	30µ	.155 (3.94)	AHG34B-ND	5.41	4.87	5499374-8	
	15µ	.110 (2.79)	AHE40H-ND	5.02	4.52	5499910-9	
	30µ	.110 (2.79)	AHE40B-ND	5.48	4.93	5499160-9	
50	30µ	.155 (3.94)	AHG40B-ND	6.17	5.56	5499374-9	
	15µ	.110 (2.79)	AHE50H-ND	6.08	5.47	1-5499910-0	
	30µ	.110 (2.79)	AHE50B-ND	6.63	5.97	1-5499160-0	
64	30µ	.155 (3.94)	AHG50B-ND	6.63	5.97	1-5499374-0	
	<b>Pin Header with Long Latches</b>						
	10	15µ	.110 (2.79)	AHK10H-ND	1.31	1.19	5499922-1
30µ		.110 (2.79)	AHK10B-ND	1.77	1.60	5499206-1	
15µ		.155 (3.94)	AHL10H-ND	2.21	1.99	5499923-1	
30µ		.155 (3.94)	AHL10B-ND	2.30	2.08	5102321-1	
14	15µ	.110 (2.79)	AHK14H-ND	2.06	1.85	5499922-2	
	30µ	.110 (2.79)	AHK14B-ND	2.59	2.34	5499206-2	
	30µ	.155 (3.94)	AHL14B-ND	2.32	2.09	5102321-2	
	16	15µ	.110 (2.79)	AHK16H-ND	2.19	1.98	5499922-3
30µ		.110 (2.79)	AHK16B-ND	2.88	2.60	5499206-3	
15µ		.155 (3.94)	AHL16H-ND	2.02	1.82	5499923-3	
30µ		.155 (3.94)	AHL16B-ND	2.83	2.56	5102321-3	
20	15µ	.110 (2.79)	AHK20H-ND	2.74	2.47	5499922-4	
	30µ	.110 (2.79)	AHK20B-ND	3.51	3.16	5499206-4	
	15µ	.155 (3.94)	AHL20H-ND	2.45	2.21	5499923-4	
	30µ	.155 (3.94)	AHL20B-ND	3.05	2.75	5102321-4	
24	15µ	.110 (2.79)	AHK24H-ND	2.86	2.58	5499922-5	
	30µ	.110 (2.79)	AHK24B-ND	4.18	3.77	5499206-5	
	30µ	.155 (3.94)	AHL24B-ND	4.09	3.41	5102321-5	
	26	15µ	.110 (2.79)	AHK26H-ND	3.00	2.71	5499922-6
30µ		.					