


C&K 拨动开关



触电器选项

K 锁杆

K1 锁杆

K2 锁杆

K12 锁杆

L

L1

L41

M

P3 反转

S

T

触点材质选项

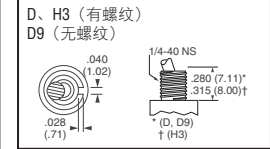
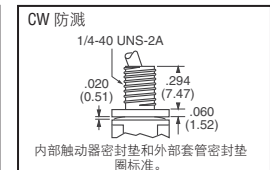
- B** 触点和端子: 铜合金, 在镍镀层上镀金。额定值: 在最大 20VAC 或 20VDC 时最大为 0.4 VA
- Q** 端触点: 铸银, 镀银。中心触点和所有端子: 铜合金, 镀银。额定值: 7000 系列: 在 120VAC 时为 5A, 在 250VAC 时为 2A; E-系列: 在 125VAC 或 28VDC 时为 7.5A, 或在 250VAC 时为 3A, T-系列: 在 120VAC 时为 3A。
- G** 端触点: 铸银, 在镍镀层上镀金。中心触点和所有端子: 铜合金, 在镍镀层上镀金。额定值: 在 20VAC 或 DC 最大时最大为 0.4VA, 或在 120VAC 或 28VDC 时为 5A; 在 250VAC 时为 2A。

电路	开关功能	选择 (见图)			触点材质	尺寸 英寸 (mm) 长 x 宽 x 高	Digi-Key 零件编号	单价			C&K Components 零件编号
		触电器	套管	端子				1	25	100	
单刀单掷	开关	S	H	Z	Q	.320 x .200 x .350 (8.13 x 5.08 x 8.89)	CKN1549-ND	7.06	5.65	4.48	T102SHZQE
	开-开	S	D9	C	Q	.500 x .270 x .350 (12.70 x 6.86 x 8.89)	CKN1002-ND	5.67	4.54	3.60	7101SD9CQE
	开-开	S	Y	C	B	.500 x .270 x .350 (12.70 x 6.86 x 8.89)	CKN1003-ND	5.76	4.62	3.65	7101SYCBE
	开-开	S	Y	C	Q	.500 x .270 x .350 (12.70 x 6.86 x 8.89)	CKN1004-ND	5.67	4.54	3.60	7101SYCQE
	开-开	S	H3	Z	Q	.500 x .270 x .350 (12.70 x 6.86 x 8.89)	CKN1020-ND	7.31	5.85	4.63	7101SH3ZQE
	开-开	S	Y	Z	B	.500 x .270 x .350 (12.70 x 6.86 x 8.89)	CKN1021-ND	5.61	4.49	3.56	7101SYZBE
	开-开	S	Y	Z	G	.500 x .270 x .350 (12.70 x 6.86 x 8.89)	CKN1022-ND	6.11	4.90	3.88	7101SYZGE
	开-开	S	Y	Z	Q	.500 x .270 x .350 (12.70 x 6.86 x 8.89)	CKN1023-ND	5.52	4.42	3.50	7101SYZQE
	开-开	S	Y	C	Q	.500 x .270 x .350 (12.70 x 6.86 x 8.89)	CKN1014-ND†	5.67	4.54	3.60	U11SYCQE
	开-开	S	Y	Z	Q	.500 x .270 x .350 (12.70 x 6.86 x 8.89)	CKN1040-ND†	5.52	4.42	3.50	U11SYZQE
	开-开	S	Y	C	Q	.500 x .270 x .350 (12.70 x 6.86 x 8.89)	CKN1005-ND	6.23	4.99	3.95	7103SYCQE
	开-开-开	S	Y	Z	B	.500 x .270 x .350 (12.70 x 6.86 x 8.89)	CKN1025-ND	6.17	4.94	3.91	7103SYZBE
	开-开-开	S	Y	Z	Q	.500 x .270 x .350 (12.70 x 6.86 x 8.89)	CKN1026-ND	6.07	4.86	3.85	7103SYZQE
	开-开-瞬时	S	Y	C	Q	.500 x .270 x .350 (12.70 x 6.86 x 8.89)	CKN1008-ND	6.35	5.09	4.03	7107SYCQE
	开-关-瞬时	S	Y	Z	Q	.500 x .270 x .350 (12.70 x 6.86 x 8.89)	CKN1028-ND	6.20	4.96	3.93	7107SYZQE
	瞬时-关-瞬时	S	Y	C	Q	.500 x .270 x .350 (12.70 x 6.86 x 8.89)	CKN1007-ND	6.35	5.09	4.03	7105SYCQE
	瞬时-关-瞬时	S	Y	Z	Q	.500 x .270 x .350 (12.70 x 6.86 x 8.89)	CKN1027-ND	6.20	4.96	3.93	7105SYZQE
	开-瞬时	S	Y	Z	B	.500 x .270 x .350 (12.70 x 6.86 x 8.89)	CKN1029-ND	6.20	4.96	3.93	7108SYZQE
	开-开	S	Y	W6	B	.500 x .270 x .350 (12.70 x 6.86 x 8.89)	CKN1213-ND	7.13	5.70	4.52	7101SYW6BE
	开-开	S	Y	W	B	.500 x .270 x .350 (12.70 x 6.86 x 8.89)	CKN1379-ND	6.11	4.89	3.87	7101SYWBE
	开-开	S	Y	W	Q	.500 x .270 x .350 (12.70 x 6.86 x 8.89)	CKN1381-ND	6.01	4.81	3.81	7101SYWQE
	开-开	S	H	C	Q	.320 x .200 x .340 (8.13 x 5.08 x 8.64)	CKN1091-ND	5.73	4.59	3.63	T101SHCQE
	开-开	S	H	Z	Q	.320 x .200 x .340 (8.13 x 5.08 x 8.64)	CKN1086-ND	5.92	4.74	3.75	T101SHZQE
	开-开-开	S	H	C	Q	.320 x .200 x .340 (8.13 x 5.08 x 8.64)	CKN1092-ND	6.87	5.50	4.36	T103SHCQE
	开-开-开	S	H	Z	Q	.320 x .200 x .340 (8.13 x 5.08 x 8.64)	CKN1087-ND	7.06	5.65	4.48	T103SHZQE
	开-关-瞬时	S	H	Z	Q	.320 x .200 x .340 (8.13 x 5.08 x 8.64)	CKN1181-ND	7.31	5.85	4.63	T107SHZQE
	瞬时-关-瞬时	S	H	Z	Q	.320 x .200 x .340 (8.13 x 5.08 x 8.64)	CKN1088-ND	7.06	5.65	4.48	T105SHZQE
	开-开	M	D	C	Q	.500 x .270 x .350 (12.70 x 6.86 x 8.89)	CKN1000-ND	5.67	4.54	3.60	7101MDCQE
	开-开	M	D	Z	Q	.500 x .270 x .350 (12.70 x 6.86 x 8.89)	CKN1016-ND	5.52	4.42	3.50	7101MDZQE
	开-开	M	Y	Z	Q	.500 x .270 x .350 (12.70 x 6.86 x 8.89)	CKN1017-ND	5.52	4.42	3.50	7101MYZQE
	开-开	M	D9	V3	B	.500 x .270 x .350 (12.70 x 6.86 x 8.89)	CKN1042-ND	6.97	5.58	4.42	7101MD9V3BE
	开-开	M	D9	V3	Q	.500 x .270 x .350 (12.70 x 6.86 x 8.89)	CKN1175-ND	6.88	5.51	4.36	7101MD9V3QE
	开-开-开	M	D9	V3	B	.500 x .270 x .350 (12.70 x 6.86 x 8.89)	CKN1169-ND	7.53	6.03	4.77	7103MD9V3BE
	开-开-开	M	D9	V3	Q	.500 x .270 x .350 (12.70 x 6.86 x 8.89)	CKN1176-ND	7.43	5.95	4.71	7103MD9V3QE
	开-开	S	D9	V3	B	.500 x .270 x .350 (12.70 x 6.86 x 8.89)	CKN1043-ND	6.97	5.58	4.42	7101SD9V3BE
	开-开	P3	Y	C	Q	.500 x .270 x .350 (12.70 x 6.86 x 8.89)	CKN1001-ND	7.68	6.15	4.87	7101P3YCQE
	开-开	P3	Y	Z	B	.500 x .270 x .350 (12.70 x 6.86 x 8.89)	CKN1018-ND	7.62	6.10	4.83	7101P3YZBE
	开-开	P3	Y	Z	Q	.500 x .270 x .350 (12.70 x 6.86 x 8.89)	CKN1019-ND	7.53	6.03	4.77	7101P3YZQE
	开-开-开	P3	Y	Z	Q	.500 x .270 x .350 (12.70 x 6.86 x 8.89)	CKN1024-ND	8.08	6.47	5.12	7103P3YZQE
	开-关-瞬时	P3	Y	Z	Q	.500 x .270 x .350 (12.70 x 6.86 x 8.89)	CKN1142-ND	8.21	6.57	5.20	7107P3YZQE
	开-瞬时	P3	Y	Z	Q	.500 x .270 x .350 (12.70 x 6.86 x 8.89)	CKN1143-ND	8.21	6.57	5.20	7108P3YZQE
	瞬时-关-瞬时	P3	Y	C	Q	.500 x .270 x .350 (12.70 x 6.86 x 8.89)	CKN1006-ND	8.36	6.69	5.30	7105P3YCQE
	开-开	K2	—	C	B	.500 x .270 x .350 (12.70 x 6.86 x 8.89)	CKN1215-ND	9.63	7.71	6.10	7101K2CBE
	开-开	K2	—	C	Q	.500 x .270 x .350 (12.70 x 6.86 x 8.89)	CKN1216-ND	9.53	7.63	6.04	7101K2CQE
	开-开	K2	—	Z	Q	.500 x .270 x .350 (12.70 x 6.86 x 8.89)	CKN1125-ND	9.38	7.51	5.95	7101K2ZQE
	开-开	K2	—	Z	Q	.500 x .270 x .350 (12.70 x 6.86 x 8.89)	CKN1126-ND†	9.38	7.51	5.95	U11K2ZQE
	开-开-开	K2	—	Z	Q	.500 x .270 x .350 (12.70 x 6.86 x 8.89)	CKN1151-ND	9.94	7.95	6.30	7103K2ZQE
	瞬时-关-瞬时	K2	—	Z	Q	.500 x .270 x .350 (12.70 x 6.86 x 8.89)	CKN1152-ND	10.06	8.05	6.38	7105K2ZQE
	开-开	L1	Y	Z	Q	.500 x .270 x .350 (12.70 x 6.86 x 8.89)	CKN1147-ND	5.52	4.42	3.50	7101L1YZQE
	开-开-开	L1	Y	Z	Q	.500 x .270 x .350 (12.70 x 6.86 x 8.89)	CKN1148-ND	6.07	4.86	3.85	7103L1YZQE
	开-开	L41(黑色)	Y	Z	Q	.500 x .270 x .350 (12.70 x 6.86 x 8.89)	CKN1220-ND	7.84	6.27	4.97	7101L41YZQE2
	开-开	L41(红色)	Y	Z	Q	.500 x .270 x .350 (12.70 x 6.86 x 8.89)	CKN1221-ND	7.84	6.27	4.97	7101L41YZQE3
	开-开	K12	—	Z	Q	.500 x .270 x .350 (12.70 x 6.86 x 8.89)	CKN1212-ND	9.38	7.51	5.95	7101K12ZQE
	开-开-开	K12	—	Z	Q	.500 x .270 x .350 (12.70 x 6.86 x 8.89)	CKN1155-ND	9.94	7.95	6.30	7103K12ZQE
	瞬时-关-瞬时	K12	—	Z	Q	.500 x .270 x .350 (12.70 x 6.86 x 8.89)	CKN1156-ND	10.06	8.05	6.38	7105K12ZQE
	开-开	T	—	Z	Q	.500 x .270 x .350 (12.70 x 6.86 x 8.89)	CKN1164-ND	8.51	6.82	5.40	7101TZQE
	开-开-开	T	—	Z	Q	.500 x .270 x .350 (12.70 x 6.86 x 8.89)	CKN1165-ND	9.07	7.26	5.75	7103TZQE
	开-开-开	S	CW	Z	Q	.500 x .270 x .350 (12.70 x 6.86 x 8.89)	CKN1159-ND	7.13	5.70	4.52	7101SCWZQE
	开-开-开	S	CW	Z	Q	.500 x .270 x .350 (12.70 x 6.86 x 8.89)	CKN1160-ND	7.68	6.15	4.87	7103SCWZQE
	瞬时-关-瞬时	S	CW	Z	Q	.500 x .270 x .350 (12.70 x 6.86 x 8.89)	CKN1161-ND	7.80	6.25	4.95	7105SCWZQE
	开-开	K2	—	Z	G	.500 x .270 x .350 (12.70 x 6.86 x 8.89)	CKN1442-ND	9.98	7.98	6.32	7101K2ZGE
	开-开	P3	D	C	Q	.500 x .270 x .350 (12.70 x 6.86 x 8.89)	CKN1444-ND	7.68	6.15	4.87	7101P3DCQE
	开-开	P3	H	Z	Q	.500 x .270 x .350 (12.70 x 6.86 x 8.89)	CKN1445-ND	8.67	6.94	5.50	7101P3HZQE
	开-开	S	D9	V3	G	.500 x .270 x .350 (12.70 x 6.86 x 8.89)	CKN1448-ND	7.47	5.98	4.74	7101SD9V3GQE
	开-开	S	D9	V3	Q	.500 x .270 x .350 (12.70 x 6.86 x 8.89)	CKN1449-ND	6.88	5.51	4.36	7101SD9V3QE
	开-开	S	D	C	Q	.500 x .270 x .350 (12.70 x 6.86 x 8.89)	CKN1451-ND	5.67	4.54	3.60	7101SDCQE
	开-开	S	H	Z	Q	.500 x .270 x .350 (12.70 x 6.86 x 8.89)	CKN1453-ND	6.66	5.33	4.22	7101SHZQE
	开-开	S	Y9	V3	B	.500 x .270 x .350 (12.70 x 6.86 x 8.89)	CKN1455-ND	6.97	5.58	4.42	7101SY9V3BE
	开-开	T1	CW	C	Q	.500 x .270 x .350 (12.70 x 6.86 x 8.89)	CKN1459-ND	10.28	8.22	6.51	7101T1CWZQE
	开-开	T	—	C	Q	.500 x .270 x .350 (12.70 x 6.86 x 8.89)	CKN1460-ND	8.67	6.94	5.50	7101TCQE
	开-开	T	CW	C	Q	.500 x .270 x .350 (12.70 x 6.86 x 8.89)	CKN1461-ND	10.28	8.22	6.51	7101TCWZQE
	开-开-开	S	CW	C	Q	.500 x .270 x .350 (12.70 x 6.86 x 8.89)	CKN1462-ND	7.84	6.27	4.97	7103TCWZQE
	开-开-开	T1	CW	C	Q	.500 x .270 x .350 (12.70 x 6.86 x 8.89)	CKN1463-ND	10.76	8.67	6.82	7103T1CWZQE
	瞬时-关-瞬时	P3	Y	Z	Q	.500 x .270 x .350 (12.70 x 6.86 x 8.89)	CKN1465-ND	8.21	6.57	5.20	7105P3YZQE
	瞬时-关-瞬时	T1	—	Z	Q	.500 x .270 x .350 (12.70 x 6.86 x 8.89)	CKN1466-ND	9.20	7.36	5.83	7105T1ZQE
	瞬时-关-瞬时	T	CW	Z	Q	.500 x .270 x .350 (12.70 x 6.86 x 8.89)	CKN1467-ND	10.80	8.65	6.85	7105TCWZQE
	瞬时-关-瞬时	T	—	Z	Q	.500 x .270 x .350 (12.70 x 6.86 x 8.89)	CKN1468-ND	9.20	7.36	5.83	7105TZQE
	开-关-瞬时	K2	—	Z	Q	.500 x .270 x .350 (12.70 x 6.86 x 8.89)	CKN1469-ND	10.06	8.05		



套管选择

电路	开关功能	选择 (见图)			触点材质	尺寸 英寸 (mm) 长 x 宽 x 高	Digi-Key 零件编号	单价		C&K Components 零件编号
		触动物	套管	端子				1	25	
单刀双掷	开-瞬时	S	Y	Z	Q	.500 x .270 x .350 (12.70 x 6.86 x 8.89)	CKN1475-ND	6.35	5.09	4.03
	开-开	M	D1	C	B	.500 x .219 x .350 (12.70 x 5.56 x 8.89)	CKN1515-ND	5.86	4.69	3.71
	开-开	M	D1	V3	B	.500 x .219 x .350 (12.70 x 5.56 x 8.89)	CKN1516-ND	7.56	6.05	4.79
	开-开	S	D1	C	Q	.500 x .219 x .350 (12.70 x 5.56 x 8.89)	CKN1518-ND	6.36	5.09	4.03
	开-开	S	Y	Z	Q	.500 x .219 x .350 (12.70 x 5.56 x 8.89)	CKN1519-ND	5.61	4.49	3.56
	开-开	L	D1	C	B	.320 x .200 x .350 (8.13 x 5.08 x 8.89)	CKN1527-ND	6.41	5.13	4.06
	开-开	M	D1	C	B	.320 x .200 x .350 (8.13 x 5.08 x 8.89)	CKN1530-ND	6.41	5.13	4.06
	瞬时-关-瞬时	S	D1	C	B	.320 x .200 x .350 (8.13 x 5.08 x 8.89)	CKN1536-ND	7.21	5.77	4.57
	瞬时-关-瞬时	M	D1	V3	B	.320 x .200 x .350 (8.13 x 5.08 x 8.89)	CKN1537-ND	7.80	6.24	4.94
	开-开	S	H9	C	B	.320 x .200 x .350 (8.13 x 5.08 x 8.89)	CKN1546-ND	5.86	4.69	3.71
	开-开	M	H9	V3	B	.320 x .200 x .350 (8.13 x 5.08 x 8.89)	CKN1547-ND	6.38	5.11	4.05
	开-关-开	M	H9	V3	B	.320 x .200 x .340 (8.13 x 5.08 x 8.64)	CKN1551-ND	7.53	6.03	4.77
开-开	S	H	Z	Q	.320 x .200 x .350 (8.13 x 5.08 x 8.89)	CKN1554-ND	7.31	5.85	4.63	
双刀双掷	开-开	S	Y	C	B	.500 x .450 x .350 (12.70 x 11.43 x 8.89)	CKN1010-ND	8.58	6.87	5.44
	开-开	S	Y	C	Q	.500 x .450 x .350 (12.70 x 11.43 x 8.89)	CKN1011-ND	8.40	6.72	5.32
	开-开	S	Y	Z	B	.500 x .450 x .350 (12.70 x 11.43 x 8.89)	CKN1034-ND	8.33	6.67	5.28
	开-开	S	Y	Z	Q	.500 x .450 x .350 (12.70 x 11.43 x 8.89)	CKN1035-ND	8.15	6.53	5.17
	开-开	S	Y	W	B	.500 x .450 x .350 (12.70 x 11.43 x 8.89)	CKN1380-ND	8.93	7.41	5.66
	开-开	S	Y	W	Q	.500 x .450 x .350 (12.70 x 11.43 x 8.89)	CKN1382-ND	9.08	7.27	5.75
	开-关-开	S	Y	C	Q	.500 x .450 x .350 (12.70 x 11.43 x 8.89)	CKN1012-ND	9.35	7.49	5.93
	开-关-开	S	Y	Z	Q	.500 x .450 x .350 (12.70 x 11.43 x 8.89)	CKN1036-ND	9.11	7.29	5.77
	瞬时-关-瞬时	S	Y	Z	Q	.500 x .450 x .350 (12.70 x 11.43 x 8.89)	CKN1129-ND	9.11	7.29	5.77
	开-关-瞬时	S	Y	Z	Q	.500 x .450 x .350 (12.70 x 11.43 x 8.89)	CKN1130-ND	9.35	7.49	5.93
	开-瞬时	S	Y	Z	Q	.500 x .450 x .350 (12.70 x 11.43 x 8.89)	CKN1131-ND	9.35	7.49	5.93
	开-开	S	H	Z	Q	.320 x .360 x .340 (8.13 x 9.14 x 8.64)	CKN1089-ND	9.29	7.44	5.89
开-开	S	H	C	Q	.320 x .360 x .340 (8.13 x 9.14 x 8.64)	CKN1182-ND	8.86	7.09	5.62	
开-关-开	S	H	Z	Q	.320 x .360 x .340 (8.13 x 9.14 x 8.64)	CKN1090-ND	10.50	8.40	6.65	
开-开	M	D	Z	Q	.500 x .450 x .350 (12.70 x 11.43 x 8.89)	CKN1031-ND	8.15	6.53	5.17	
开-开	M	D9	V3	B	.500 x .450 x .350 (12.70 x 11.43 x 8.89)	CKN1170-ND	10.03	8.03	6.36	
开-关-开	M	D9	V3	B	.500 x .450 x .350 (12.70 x 11.43 x 8.89)	CKN1171-ND	10.99	8.79	6.96	
开-开	P3	Y	Z	B	.500 x .450 x .350 (12.70 x 11.43 x 8.89)	CKN1032-ND	10.34	8.28	6.55	
开-开	P3	Y	Z	Q	.500 x .450 x .350 (12.70 x 11.43 x 8.89)	CKN1033-ND	10.16	8.13	6.44	
瞬时-关-瞬时	P3	Y	Z	Q	.500 x .450 x .350 (12.70 x 11.43 x 8.89)	CKN1144-ND	11.12	8.90	7.05	
开-关-瞬时	P3	Y	Z	Q	.500 x .450 x .350 (12.70 x 11.43 x 8.89)	CKN1145-ND	11.36	9.10	7.20	
开-瞬时	P3	Y	Z	Q	.500 x .450 x .350 (12.70 x 11.43 x 8.89)	CKN1146-ND	11.36	9.10	7.20	
开-开	K2	—	C	B	.500 x .450 x .350 (12.70 x 11.43 x 8.89)	CKN1217-ND	12.44	9.96	7.88	
开-开	K2	—	C	Q	.500 x .450 x .350 (12.70 x 11.43 x 8.89)	CKN1127-ND	12.26	9.81	7.77	
开-开	K2	—	Z	Q	.500 x .450 x .350 (12.70 x 11.43 x 8.89)	CKN1128-ND	12.01	9.61	7.61	
开-关-开	K2	—	Z	Q	.500 x .450 x .350 (12.70 x 11.43 x 8.89)	CKN1153-ND	12.97	10.38	8.22	
开-开	L1	Y	Z	Q	.500 x .450 x .350 (12.70 x 11.43 x 8.89)	CKN1149-ND	8.15	6.53	5.17	
开-关-开	L1	Y	Z	Q	.500 x .450 x .350 (12.70 x 11.43 x 8.89)	CKN1150-ND	9.11	7.29	5.77	
开-关-开	K12	—	Z	Q	.500 x .450 x .350 (12.70 x 11.43 x 8.89)	CKN1157-ND	12.97	10.38	8.22	
开-开	T	—	Z	Q	.500 x .450 x .350 (12.70 x 11.43 x 8.89)	CKN1166-ND	11.15	8.92	7.07	
开-关-开	T	—	Z	Q	.500 x .450 x .350 (12.70 x 11.43 x 8.89)	CKN1167-ND	12.11	9.69	7.67	
开-开	S	CW	Z	Q	.500 x .450 x .350 (12.70 x 11.43 x 8.89)	CKN1162-ND	9.76	7.81	6.18	
开-关-开	S	CW	Z	Q	.500 x .450 x .350 (12.70 x 11.43 x 8.89)	CKN1163-ND	10.72	8.58	6.79	
开-开-开	S	Y	Z	Q	.500 x .450 x .350 (12.70 x 11.43 x 8.89)	CKN1132-ND	9.82	7.86	6.22	
开-开-瞬时	S	Y	Z	Q	.500 x .450 x .350 (12.70 x 11.43 x 8.89)	CKN1133-ND	10.53	8.43	6.67	
瞬时-开-瞬时	S	Y	Z	Q	.500 x .450 x .350 (12.70 x 11.43 x 8.89)	CKN1134-ND	10.53	8.43	6.67	
开-开	M	D9	V4	B	.500 x .450 x .350 (12.70 x 11.43 x 8.89)	CKN1477-ND	10.03	8.03	6.36	
开-开	P3	Y	C	Q	.500 x .450 x .350 (12.70 x 11.43 x 8.89)	CKN1478-ND	10.41	8.33	6.60	
开-开	S	Y	Z	G	.500 x .450 x .350 (12.70 x 11.43 x 8.89)	CKN1481-ND	9.02	7.22	5.72	
开-开	T	—	C	Q	.500 x .450 x .350 (12.70 x 11.43 x 8.89)	CKN1482-ND	11.39	9.12	7.22	
开-开	T	CW	Z	Q	.500 x .450 x .350 (12.70 x 11.43 x 8.89)	CKN1483-ND	12.76	10.21	8.08	
开-关-开	P3	Y	Z	Q	.500 x .450 x .350 (12.70 x 11.43 x 8.89)	CKN1485-ND	11.12	8.90	7.05	
瞬时-关-瞬时	P3	Y	C	Q	.500 x .450 x .350 (12.70 x 11.43 x 8.89)	CKN1487-ND	9.35	7.49	5.93	
瞬时-关-瞬时	T	CW	Z	G	.500 x .450 x .350 (12.70 x 11.43 x 8.89)	CKN1488-ND	14.59	11.68	9.24	
开-开	P3	Y	Z	Q	.500 x .450 x .350 (12.70 x 11.43 x 8.89)	CKN1492-ND	11.83	9.47	7.50	
开-开-开	S	Y	C	Q	.500 x .450 x .350 (12.70 x 11.43 x 8.89)	CKN1493-ND	10.07	8.06	6.38	
瞬时-开-瞬时	S	Y	C	Q	.500 x .450 x .350 (12.70 x 11.43 x 8.89)	CKN1494-ND	10.78	8.63	6.83	
瞬时-开-瞬时	T	—	Z	Q	.500 x .450 x .350 (12.70 x 11.43 x 8.89)	CKN1495-ND	13.53	10.83	8.57	
开-开	S	H3	Z	Q	.500 x .450 x .350 (12.70 x 11.43 x 8.89)	CKN1507-ND	16.79	14.51	12.22	
开-开	K1	—	Z4	Q	.750 x .750 x .660 (19.05 x 19.05 x 16.76)	CKN1508-ND	26.91	23.24	19.57	
开-开	K	—	Z4	Q	.750 x .750 x .660 (19.05 x 19.05 x 16.76)	CKN1509-ND	26.91	23.24	19.57	
开-开	S	H3	Z4	Q	.750 x .750 x .660 (19.05 x 19.05 x 16.76)	CKN1510-ND	23.46	20.27	17.07	
开-开	M	D1	V3	B	.500 x .450 x .350 (12.70 x 11.43 x 8.89)	CKN1522-ND	11.11	8.89	7.04	
开-开	M	D1	V3	Q	.500 x .450 x .350 (12.70 x 11.43 x 8.89)	CKN1523-ND	10.93	8.75	6.93	
开-开	S	D1	C	Q	.500 x .450 x .350 (12.70 x 11.43 x 8.89)	CKN1524-ND	8.86	7.09	5.62	
开-开	M	H9	V3	B	.320 x .360 x .340 (8.13 x 9.14 x 8.64)	CKN1557-ND	10.15	8.13	6.43	
开-开-开	S	H	Z	Q	.320 x .360 x .340 (8.13 x 9.14 x 8.64)	CKN1559-ND	11.70	9.37	7.42	
开-开	S	Y	Z	Q	.500 x .450 x .350 (12.70 x 11.43 x 8.89)	CKN1560-ND	8.15	6.53	5.17	
开-开	S	Y	C	Q	.500 x .650 x .415 (12.70 x 16.51 x 10.54)	CKN1013-ND	14.21	11.38	9.01	
开-开	S	Y	Z	Q	.500 x .650 x .415 (12.70 x 16.51 x 10.54)	CKN1037-ND	13.84	11.08	8.77	
开-关-开	S	Y	Z	Q	.500 x .650 x .415 (12.70 x 16.51 x 10.54)	CKN1135-ND	14.62	11.70	9.26	
瞬时-关-瞬时	S	Y	Z	Q	.500 x .650 x .415 (12.70 x 16.51 x 10.54)	CKN1136-ND	18.08	14.47	11.45	
开-关-开	K2	—	Z	Q	.500 x .650 x .415 (12.70 x 16.51 x 10.54)	CKN1154-ND	18.48	14.79	11.71	
开-关-开	K12	—	Z	Q	.500 x .650 x .415 (12.70 x 16.51 x 10.54)	CKN1158-ND	18.48	14.79	11.71	
开-开	K2	—	Z	Q	.500 x .650 x .415 (12.70 x 16.51 x 10.54)	CKN1496-ND	12.98	11.22	9.45	
开-开	K3	Y	Z	Q	.500 x .650 x .415 (12.70 x 16.51 x 10.54)	CKN1497-ND	11.62	10.04	8.46	
开-开	T	—	Z	Q	.500 x .650 x .415 (12.70 x 16.51 x 10.54)	CKN1498-ND	12.35	10.67	8.99	
开-关-开	T	—	Z	Q	.500 x .650 x .415 (12.70 x 16.51 x 10.54)	CKN1499-ND	12.92	11.16	9.40	
开-开	S	D1	C	B	.500 x .642 x .424 (12.70 x 16.31 x 10.77)	CKN1526-ND	14.48	11.59	9.17	
开-开	S	Y	Z	Q	.500 x .850 x .415 (12.70 x 21.59 x 10.54)	CKN1038-ND	14.04	12.13	10.21	
开-关-开	S	Y	Z	Q	.500 x .850 x .415 (12.70 x 21.59 x 10.54)	CKN1137-ND	14.85	12.83	10.81	
瞬时-关-瞬时	S	Y	Z	Q	.500 x .850 x .415 (12.70 x 21.59 x 10.54)	CKN1138-ND	16.10	13.91	11.72	
开-开	P3	Y	Z	Q	.500 x .850 x .415 (12.70 x 21.59 x 10.54)	CKN1501-ND	15.51	13.40	11.29	
开-开	S	Y	C	Q	.500 x .850 x .415 (12.70 x 21.59 x 10.54)	CKN1502-ND	14.40	12.44	10.48	
开-开	T	—	Z	Q	.500 x .850 x .415 (12.70 x 21.59 x 10.54)	CKN1503-ND	16.24	14.03	11.81	
开-瞬时	S	Y	Z	Q	.500 x .850 x .415 (12.70 x 21.59 x 10.54)	CKN1504-ND	16.10	13.91	11.72	
开-开-开	P3	Y	Z	Q	.500 x .850 x .415 (12.70 x 21.59 x 10.54)	CKN1505-ND	18.48	15.96	13.44	
瞬时-开-瞬时	P3	Y	Z	Q	.500 x .850 x .415 (12.70 x 21.59 x 10.54)	CKN1506-ND	18.48	15.96	13.44	
开-开-开	S	Y	Z	Q	.500 x .850 x .415 (12.70 x 21.59 x 10.54)	CKN1139-ND	17.01	14.69	12.37	
开-开-瞬时	S	Y	Z	Q	.500 x .850 x .415 (12.70 x 21.59 x 10.54)	CKN1140-ND	17.01	14.69	12.37	
瞬时-开-瞬时	S	Y	Z	Q	.500 x .850 x .415 (12.70 x 21.59 x 10.54)	CKN1141-ND	17.01	14.69	12.37	

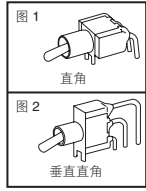




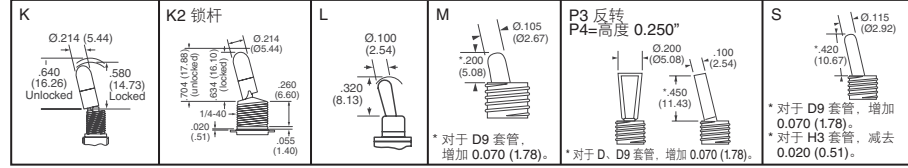
直角拨动开关



触点材质选项



触动物器选项



B 触点和端子：铜合金，在镀银层上镀金。额定值：在最大 20VAC 或 20VDC 时最大为 0.4 VA

Q 端触点：铸银，镀银。中心触点和所有端子：铜合金、镀银。额定值：在 120VAC 时为 5A 或在 250VAC 时为 2A；E 系列：在 125VAC 时为 7.5A 或在 250VAC 时为 3A；T 系列：在 120VAC 时为 3A。

G 端触点：铸银，在镀银层上镀金。中心触点和所有端子：铜合金，在镀银层上镀金。额定值：在最大 20VAC 或 DC 时最大为 0.4VA 或在 120VAC 或 28VDC 时为 5A；在 250VAC 时为 2A。

电路	开关功能	选择 (见图)			触点	尺寸 - 英寸 (mm)	Digi-Key 零件编号	单价		C&K Components 零件编号
		触动物器	套管	端子				1	100	

图 1 - 直角											
单刀双掷	开-开	S	D9	A	B	.500 x .500 x .270 (12.70 x 12.70 x 6.86)	CKN1049-ND	6.35	5.09	4.03	7101SD9ABE
	开-关	M	D9	A	B	.500 x .500 x .270 (12.70 x 12.70 x 6.86)	CKN1051-ND	6.91	5.53	4.38	7103SD9ABE
	开-开	M	D9	A	B	.500 x .500 x .270 (12.70 x 12.70 x 6.86)	CKN1045-ND	6.35	5.09	4.03	7101MD9ABE
	开-开	M	D9	A	Q	.500 x .500 x .270 (12.70 x 12.70 x 6.86)	CKN1046-ND	6.86	5.49	4.35	7101MD9AGE
	开-开	M	D9	A	G	.500 x .500 x .270 (12.70 x 12.70 x 6.86)	CKN1047-ND	6.26	5.01	3.97	7101MD9AQE
	开-关	M	D9	A	B	.500 x .500 x .270 (12.70 x 12.70 x 6.86)	CKN1050-ND	6.91	5.53	4.38	7103MD9ABE
	瞬开-瞬关	M	D9	A	B	.365 x .500 x .284 (9.27 x 12.70 x 7.21)	CKN1172-ND	7.03	5.63	4.46	7105MD9ABE
	瞬开-瞬关	M	D9	A	B	.500 x .500 x .270 (12.70 x 12.70 x 6.86)	CKN1053-ND	7.03	5.63	4.46	7107MD9ABE
	瞬开-瞬关	M	H9	A	B	.320 x .200 x .352 (8.13 x 5.08 x 8.94)	CKN1067-ND	6.44	5.16	4.09	T101MH9ABE
	瞬开-瞬关	M	H9	A	B	.320 x .200 x .352 (8.13 x 5.08 x 8.94)	CKN1068-ND	7.59	6.07	4.81	T103MH9ABE
	瞬开-瞬关	M	H9	A	B	.320 x .200 x .352 (8.13 x 5.08 x 8.94)	CKN1386-ND	7.59	6.07	4.81	T105MH9ABE
	瞬开-瞬关	M	H9	A	B	.320 x .200 x .352 (8.13 x 5.08 x 8.94)	CKN1387-ND	7.84	6.27	4.97	T107MH9ABE
	瞬开-瞬关	M	H9	A	B	.320 x .200 x .352 (8.13 x 5.08 x 8.94)	CKN1388-ND	7.84	6.27	4.97	T108MH9ABE
	开-开	P3	D9	A	B	.500 x .500 x .270 (12.70 x 12.70 x 6.86)	CKN1048-ND	8.36	6.69	5.30	T101P3D9ABE
	开-开	S	Y9	A	B	.500 x .270 x .350 (12.70 x 6.86 x 8.89)	CKN1456-ND	6.35	5.09	4.03	7101SYABE
	开-开	S	Y9	A	Q	.500 x .270 x .350 (12.70 x 6.86 x 8.89)	CKN1457-ND	6.26	5.01	3.97	7101SYAQE
	开-瞬开	M	D9	A	B	.500 x .270 x .350 (12.70 x 6.86 x 8.89)	CKN1472-ND	7.03	5.63	4.46	7108MD9ABE
	开-开	M	D1	A	Q	.500 x .219 x .350 (12.70 x 5.56 x 8.89)	CKN1511-ND	6.95	5.56	4.41	E101MD1AGE
开-开	M	D1	A	G	.500 x .219 x .350 (12.70 x 5.56 x 8.89)	CKN1512-ND	6.35	5.09	4.03	E101MD1AQE	
开-开	M	D1	A	B	.500 x .219 x .350 (12.70 x 5.56 x 8.89)	CKN1520-ND	7.59	6.07	4.81	E103MD1ABE	
开-开	M	D1	A	G	.320 x .200 x .350 (8.13 x 5.08 x 8.89)	CKN1528-ND	7.54	6.03	4.78	ET01MD1AGE	
开-开	S	D1	A	B	.320 x .200 x .350 (8.13 x 5.08 x 8.89)	CKN1531-ND	6.99	5.60	4.43	ET01SD1ABE	
开-开	L	D1	A	B	.320 x .200 x .350 (8.13 x 5.08 x 8.89)	CKN1532-ND	7.80	6.24	4.94	ET03LD1ABE	
瞬开-瞬关	M	D1	A	B	.320 x .200 x .350 (8.13 x 5.08 x 8.89)	CKN1534-ND	7.80	6.24	4.94	ET05MD1ABE	
瞬开-瞬关	S	D1	A	B	.320 x .200 x .350 (8.13 x 5.08 x 8.89)	CKN1535-ND	7.80	6.24	4.94	ET05SD1ABE	
开-开	K	—	A	B	.320 x .200 x .340 (8.13 x 5.08 x 8.64)	CKN1545-ND	12.59	10.08	7.98	T101KABE	
开-开	M	H	A	B	.320 x .200 x .340 (8.13 x 5.08 x 8.64)	CKN1548-ND	6.44	5.16	4.09	T101MHABE	
开-开	M	D9	A	B	.500 x .500 x .450 (12.70 x 12.70 x 11.43)	CKN1055-ND	9.69	7.76	6.14	7201MD9ABE	
开-开	M	D9	A	Q	.500 x .500 x .450 (12.70 x 12.70 x 11.43)	CKN1056-ND	9.51	7.61	6.03	7201MD9AGE	
开-开	M	H9	A	B	.320 x .360 x .352 (8.13 x 9.14 x 8.94)	CKN1069-ND	10.15	8.13	6.43	T201MH9ABE	
开-开	S	Y9	A	Q	.500 x .450 x .350 (12.70 x 11.43 x 8.89)	CKN1480-ND	9.51	7.61	6.03	7201SYAQE	
开-开	M	D9	A	B	.500 x .450 x .350 (12.70 x 11.43 x 8.89)	CKN1484-ND	10.65	8.52	6.75	7203MD9ABE	
开-瞬开	M	D9	A	B	.500 x .450 x .350 (12.70 x 11.43 x 8.89)	CKN1489-ND	10.89	8.72	6.90	7207MD9ABE	
开-开	M	D9	A	B	.500 x .450 x .350 (12.70 x 11.43 x 8.89)	CKN1491-ND	11.36	9.09	7.20	7211MD9ABE	
开-开	M	D1	A	B	.500 x .450 x .350 (12.70 x 11.43 x 8.89)	CKN1521-ND	10.15	8.13	6.43	E201MD1ABE	
开-开	M	H9	A	G	.320 x .360 x .340 (8.13 x 9.14 x 8.64)	CKN1555-ND	12.01	9.61	7.61	T201MH9AGE	
开-瞬开	S	H9	A	B	.320 x .360 x .340 (8.13 x 9.14 x 8.64)	CKN1558-ND	11.70	9.36	7.41	T208SH9ABE	
开-开	M	D9	A	B	.500 x .500 x .500 (12.70 x 12.70 x 12.70)	CKN1383-ND	16.15	12.92	10.23	7301MD9ABE	
开-开	M	D1	A	G	.500 x .642 x .424 (12.70 x 16.31 x 10.77)	CKN1525-ND	12.63	10.92	9.19	E301MD1AGE	

套管选择

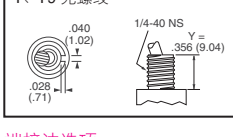
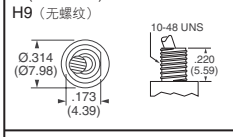
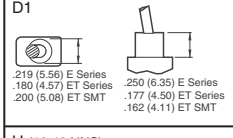
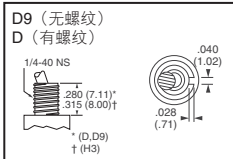
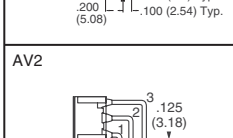
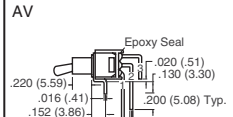
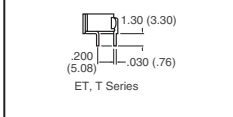
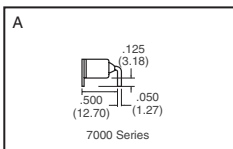


图 2 - 垂直直角

图 2 - 垂直直角											
单刀双掷	开-开	M	D9	AV2	B	.500 x .270 x .500 (12.70 x 6.86 x 12.70)	CKN1059-ND	6.69	5.36	4.24	7101MD9AV2BE
	开-关	M	D9	AV2	B	.500 x .270 x .500 (12.70 x 6.86 x 12.70)	CKN1173-ND	7.25	5.80	4.60	7103MD9AV2BE
	开-瞬开	M	D9	AV2	B	.500 x .270 x .500 (12.70 x 6.86 x 12.70)	CKN1174-ND	7.37	5.90	4.67	7107MD9AV2BE
	开-开	M	H9	AV	B	.320 x .200 x .352 (8.13 x 5.08 x 8.94)	CKN1070-ND	6.78	5.43	4.30	T101MH9AVBE
	开-开	K2	—	AV2	B	.500 x .270 x .350 (12.70 x 6.86 x 8.89)	CKN1440-ND	10.55	8.45	6.69	7101K2AV2BE
	开-开	M	D9	AV2	Q	.500 x .270 x .350 (12.70 x 6.86 x 8.89)	CKN1443-ND	6.60	5.28	4.18	7101MD9AV2QE
	开-开	P4	D9	AV2	B	.500 x .270 x .350 (12.70 x 6.86 x 8.89)	CKN1446-ND	8.70	6.96	5.51	7101P4D9AV2BE
	开-开	S	D9	AV2	B	.500 x .270 x .350 (12.70 x 6.86 x 8.89)	CKN1447-ND	6.69	5.36	4.24	7101SD9AV2BE
	开-开	S	H	AV2	B	.500 x .270 x .350 (12.70 x 6.86 x 8.89)	CKN1450-ND	6.69	5.36	4.24	7101SDHAV2BE
	开-开	S	D9	AV2	B	.500 x .270 x .350 (12.70 x 6.86 x 8.89)	CKN1452-ND	7.84	6.27	4.97	7101SHAV2BE
	开-开	S	Y9	AV2	B	.500 x .270 x .350 (12.70 x 6.86 x 8.89)	CKN1454-ND	6.69	5.36	4.24	7101SY9AV2BE
	瞬开-瞬关	S	Y9	AV2	B	.500 x .270 x .350 (12.70 x 6.86 x 8.89)	CKN1458-ND	6.69	5.36	4.24	7101SY9AV2BE
	瞬开-瞬关	M	D9	AV2	B	.500 x .270 x .350 (12.70 x 6.86 x 8.89)	CKN1464-ND	7.37	5.90	4.67	7105MD9AV2BE
	瞬开-瞬关	M	D1	AV2	G	.500 x .219 x .350 (12.70 x 5.56 x 8.89)	CKN1513-ND	7.60	6.08	4.82	E101MD1AV2GE
	瞬开-瞬关	M	D1	AV2	Q	.500 x .219 x .350 (12.70 x 5.56 x 8.89)	CKN1514-ND	7.00	5.60	4.44	E101MD1AV2QE
	开-开	S	D1	AV2	B	.500 x .219 x .350 (12.70 x 5.56 x 8.89)	CKN1517-ND	7.09	5.68	4.50	E101SD1AV2BE
	开-开	M	D1	AV	G	.320 x .200 x .350 (8.13 x 5.08 x 8.89)	CKN1529-ND	8.09	6.48	5.13	ET01MD1AVG6E
	开-开	M	D1	AV	B	.320 x .200 x .350 (8.13 x 5.08 x 8.89)	CKN1533-ND	8.36	6.69	5.30	ET03MD1AVBE
瞬开-瞬关	M	H9	AV	B	.320 x .200 x .350 (8.13 x 5.08 x 8.89)	CKN1550-ND	7.93	6.35	5.02	T103MH9AVBE	
瞬开-瞬关	M	H9	AV	B	.320 x .200 x .350 (8.13 x 5.08 x 8.89)	CKN1552-ND	7.93	6.35	5.02	T105MH9AVBE	
瞬开-瞬关	M	H9	AV	B	.320 x .200 x .350 (8.13 x 5.08 x 8.89)	CKN1553-ND	8.18	6.54	5.18	T108MH9AVBE	
开-开	M	D9	AV2	B	.500 x .650 x .565 (12.70 x 16.51 x 14.35)	CKN1384-ND	10.34	8.28	6.55	7201MD9AV2BE	
开-开	M	D9	AV2	Q	.500 x .450 x .350 (12.70 x 11.46 x 8.89)	CKN1476-ND	10.16	8.13	6.44	7201MD9AV2QE	
开-开	S	D9	AV2	B	.500 x .450 x .350 (12.70 x 11.46 x 8.89)	CKN1479-ND	10.34	8.28	6.55	7201SD9AV2BE	
瞬开-瞬关	M	D9	AV2	B	.500 x .450 x .350 (12.70 x 11.46 x 8.89)	CKN1486-ND	11.30	9.04	7.16	7205MD9AV2BE	
瞬开-瞬关	M	D9	AV2	B	.500 x .450 x .350 (12.70 x 11.46 x 8.89)	CKN1490-ND	8.47	7.32	6.16	7207MD9AV2BE	
开-开	M	H9	AV	B	.320 x .360 x .340 (8.13 x 9.14 x 8.64)	CKN1556-ND	10.65	8.52	6.75	T201MH9AVBE	
开-开	M	H9	V3	B	.320 x .360 x .340 (8.13 x 9.14 x 8.64)	CKN1557-ND	10.15	8.13	6.43	T201MH9V3BE	
开-开	M	D9	AV2	B	.500 x .850 x .415 (12.70 x 21.59 x 10.54)	CKN1500-ND	16.79	14.51	12.22	7401MD9AV2BE	

端接法选项

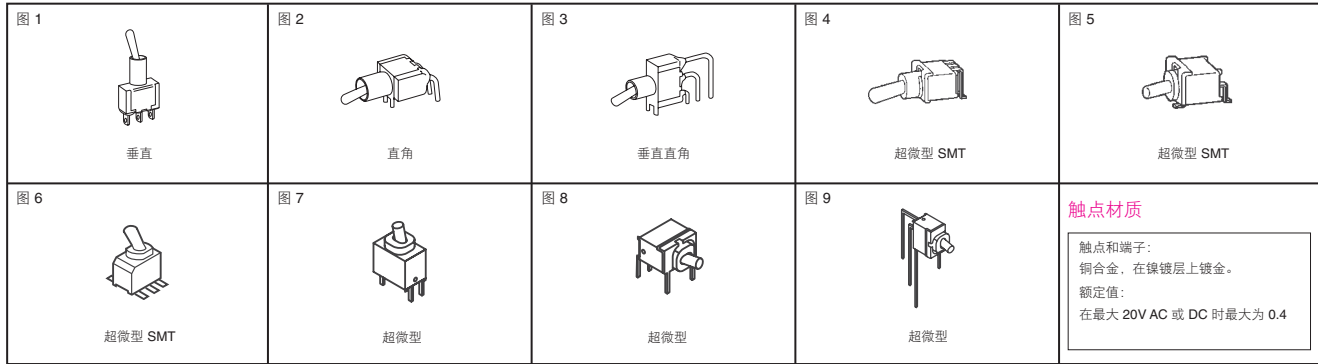


可选的硬件和附件										
装饰螺母 10-48, 高度 0.070" (1.78mm), 用于 T 和 TP 系列; 镀镍	CKN1183-ND	.66	.53	.42	465701201					
装饰螺母 1/4x40, 高度 0.325" (8.26mm), 用于 7000、8020、8060、8500、E、E010 和 TP 系列; 镀镍	CKN1184-ND	.47	.38	.30	7020501201					
装饰螺母 1/4x40, 高度 0.118" (3.00mm), 用于 7000、8020、8060、8500、E、E010 和 TP 系列	CKN1201-ND	.31	.25	.20	780701201					
装饰螺母 1/4x40, 高度 0.118" (3.00mm), 用于 7000、8020、8060、8500、9000、E、E010、T 和 TP 系列; 镀镍	CKN1754-ND	.38	.30	.24	709901201					
装饰螺母 1/4x40, 高度 0.090" (2.29mm), 用于 7000、8020、8060、8500、9000、E、E010、T 和 TP 系列; 镀镍	CKN1392-ND	.44	.36	.28	776001201					
装饰螺母 15/32-32, 高度 0.120" (3.05mm), 用于 7000 和 8500 系列; 镀镍	CKN1202-ND	1.25	1.00	.80	895101201					
滚花螺母 1/4x40, 高度 0.080" (2.03mm), 用于 7000、8020、8060、8500、9000、T 和 TP 系列; 镀镍	CKN1755-ND	.44	.36	.28	778000201					
滚花螺母 1/4x40, 高度 0.062" (1.57mm), 用于 7000、8020、8060、8500、9000、T 和 TP 系列; 镀镍	CKN1756-ND	.35	.28	.22	796901201					
防松垫圈 1/4x40, 直径 0.402" (10.21mm); 镀镍	CKN1753-ND	.28	.23	.18	700303202					
防松垫圈 1/4x40, 直径 0.593" (15.06mm); 镀镍	CKN9155-ND	.28	.23	.18	700302202					
六角螺母 1/4x40, 用于 8600 系列; 镀镍	CKN6180-ND	.29	.23	.19	775200201					
六角螺母 1/4x40, 用于 7000、8020、8060、8500 和 T 系列; 镀镍	CKN1185-ND	.28	.23	.18	700201201					
锁定环, 1/4 x 40, 直径 0.468" (11.89mm), 用于 7000、8020、8060、8500、9000、M、T 和 TP; 镀镍</										



工序密封拨动开关

能经受焊接和清洗处理



触点材质

触点和端子：
铜合金，在镍镀层上镀金。

额定值：
在最大 20V AC 或 DC 时最大为 0.4

图	电路	开关功能	选择 (见图)			尺寸 英寸 (mm) 长 x 宽 x 高	Digi-Key 零件编号	单价			C&K Components 零件编号
			触动器	套管	端子			1	25	100	
1	单刀双掷	开-开	S	D1	C	.500 x .219 x .350 (12.70 x 5.56 x 8.89)	CKN1074-ND	5.86	4.69	3.71	E101SD1CBE
		开-关-开	S	D1	C	.500 x .219 x .350 (12.70 x 5.56 x 8.89)	CKN1075-ND	7.00	5.60	4.44	E103SD1CBE
		瞬时-关-瞬时	S	D1	C	.500 x .219 x .350 (12.70 x 5.56 x 8.89)	CKN1076-ND	7.00	5.60	4.44	E105SD1CBE
		开-开	S	D1	C	.320 x .200 x .350 (8.13 x 5.08 x 8.89)	CKN1071-ND	6.41	5.13	4.06	ET01SD1CBE
		开-关-开	S	D1	C	.320 x .200 x .350 (8.13 x 5.08 x 8.89)	CKN1080-ND	7.21	5.77	4.57	ET03SD1CBE
	双刀双掷	开-瞬时	S	D1	C	.320 x .200 x .350 (8.13 x 5.08 x 8.89)	CKN1081-ND	7.21	5.77	4.57	ET08SD1CBE
		开-开	M	D1	V3	.320 x .200 x .350 (8.13 x 5.08 x 8.89)	CKN1072-ND	6.99	5.60	4.43	ET01MD1V3BE
		开-开	S	D1	C	.500 x .450 x .350 (12.70 x 11.43 x 8.89)	CKN1077-ND	9.04	7.24	5.73	E201SD1CBE
		开-开	S	D1	C	.360 x .320 x .350 (9.14 x 8.13 x 8.89)	CKN1082-ND	9.66	7.73	6.12	ET21SD1CBE
		开-关-开	S	D1	C	.360 x .320 x .350 (9.14 x 8.13 x 8.89)	CKN1083-ND	10.95	8.77	6.94	ET23SD1CBE
2	单刀双掷	开-开	M	D1	A	.360 x .320 x .350 (9.14 x 8.13 x 8.89)	CKN1086-ND	10.77	8.62	6.83	ET21MD1ABE
		开-开	M	D1	A	.360 x .320 x .350 (9.14 x 8.13 x 8.89)	CKN1177-ND	12.07	9.66	7.65	ET23MD1ABE
		开-开	S	D1	A	.500 x .260 x .500 (12.70 x 6.60 x 12.70)	CKN1061-ND	6.44	5.16	4.09	E101SD1ABE
		开-开	M	D1	A	.500 x .260 x .500 (12.70 x 6.60 x 12.70)	CKN1060-ND	6.44	5.16	4.09	E101MD1ABE
		瞬时-关-瞬时	M	D1	A	.500 x .260 x .500 (12.70 x 6.60 x 12.70)	CKN1062-ND	7.59	6.07	4.81	E105MD1ABE
	单刀双掷	开-开	M	D1	A	.365 x .320 x .249 (9.27 x 8.13 x 6.32)	CKN1073-ND	6.99	5.60	4.43	ET01MD1ABE
		开-关-开	M	D1	A	.365 x .320 x .249 (9.27 x 8.13 x 6.32)	CKN1084-ND	7.80	6.24	4.94	ET03MD1ABE
		开-瞬时	M	D1	A	.365 x .320 x .249 (9.27 x 8.13 x 6.32)	CKN1085-ND	7.80	6.24	4.94	ET08MD1ABE
		开-开	M	D1	AV2	.500 x .260 x .500 (12.70 x 6.60 x 12.70)	CKN1065-ND	7.09	5.68	4.50	E101MD1AV2BE
		开-关-开	M	D1	AV2	.500 x .260 x .500 (12.70 x 6.60 x 12.70)	CKN1078-ND	8.24	6.59	5.22	E103MD1AV2BE
3	单刀双掷	瞬时-关-瞬时	M	D1	AV2	.500 x .260 x .500 (12.70 x 6.60 x 12.70)	CKN1079-ND	8.24	6.59	5.22	E105MD1AV2BE
		开-开	M	D1	AV	.320 x .200 x .350 (8.13 x 5.08 x 8.89)	CKN1385-ND	7.55	6.05	4.79	ET01MD1AVBE
		开-关-瞬时	M	D1	AV2	.500 x .260 x .500 (12.70 x 6.60 x 12.70)	CKN1178-ND	8.24	6.59	5.22	E107MD1AV2BE
	双刀双掷	开-开	M	D1	AV2	.500 x .260 x .500 (12.70 x 6.60 x 12.70)	CKN1179-ND	10.80	8.65	6.85	E201MD1AV2BE
		开-关-开	M	D1	AV2	.500 x .260 x .500 (12.70 x 6.60 x 12.70)	CKN1180-ND	12.01	9.61	7.61	E203MD1AV2BE

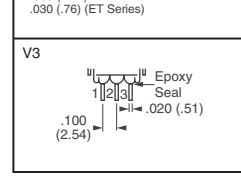
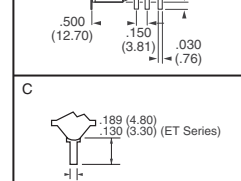
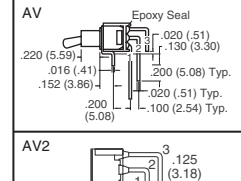
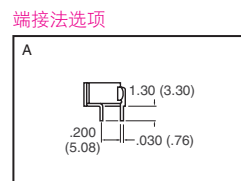
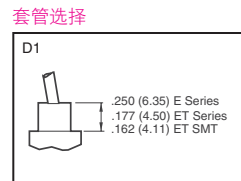
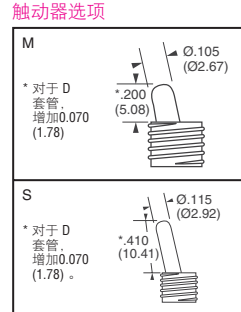


图	电路	开关功能	选择 (见图)			尺寸 英寸 (mm) 长 x 宽 x 高	Digi-Key 零件编号	剪切带 单价			Digi-Key 零件编号	带卷 价格	C&K Components 零件编号
			触动器	套管	端子			1	25	100			
超微型拨动开关 (可进行焊接和清洗处理)													
4	单刀双掷	开-关-开	M	D1	—	.350 x .320 x .200 (8.89 x 8.13 x 5.08)	CKN1094CT-ND	8.32	7.18	5.77	—	—	ET03MD1SAKE
超微型拨动开关 (可进行焊接和清洗处理) - 符合 RoHS 规定													
4	单刀双掷	开-开	M	D1	—	.350 x .320 x .200 (8.89 x 8.13 x 5.08)	CKN9114CT-ND	7.20	5.77	4.57	—	2593.08/600	ET01MD1SAPE
	单刀双掷	开-关-开	M	D1	—	.350 x .320 x .200 (8.89 x 8.13 x 5.08)	CKN9126CT-ND	7.92	6.34	5.02	—	2850.00/600	ET03MD1SAPE
	单刀双掷	瞬时-关-瞬时	M	D1	—	.350 x .320 x .200 (8.89 x 8.13 x 5.08)	CKN9124CT-ND	7.92	6.34	5.02	—	2850.00/600	ET05MD1SAPE
5	单刀单掷	开-开	M	无	—	.340 x .276 x .215 (8.64 x 7.01 x 5.46)	CKN1783CT-ND	6.45	5.96	5.46	—	2143.80/600	GT11MSABE
	单刀单掷	关-关	M	无	—	.340 x .276 x .215 (8.64 x 7.01 x 5.46)	CKN9049CT-ND	6.85	5.91	4.75	—	2277.72/600	GT12MSABE
	单刀双掷	开-关-开	M	无	—	.340 x .276 x .215 (8.64 x 7.01 x 5.46)	CKN2091CT-ND	7.38	6.36	5.11	—	2451.60/600	GT13MSABE
6	单刀双掷	开-开	M	无	—	.340 x .215 x .276 (8.64 x 5.46 x 7.01)	CKN1784CT-ND	6.93	6.40	5.33	—	767.52/200	GT11MSCBE
	单刀双掷	关-关	M	无	—	.340 x .215 x .276 (8.64 x 5.46 x 7.01)	CKN9050CT-ND	7.64	6.59	5.29	—	940.40/200	GT12MSCBE
	单刀双掷	开-关-开	M	无	—	.340 x .215 x .276 (8.64 x 5.46 x 7.01)	CKN2092CT-ND	8.18	7.05	5.67	—	1006.80/200	GT13MSCBE
	双刀双掷	开-开	M	无	—	.340 x .215 x .276 (8.64 x 5.46 x 7.01)	CKN2089CT-ND	9.43	8.13	6.54	—	1161.20/200	GT21MSCBE
7	单刀双掷	开-开	M	无	C	.276 x .177 x .228 (7.01 x 4.50 x 5.79)	CKN1782-ND	5.87	4.70	3.73	—	—	GT11MCBE
	双刀双掷	开-开	M	无	C	.276 x .177 x .228 (7.01 x 4.50 x 5.79)	CKN2088-ND	7.90	6.32	5.01	—	—	GT21MCBE
8	单刀双掷	开-开	M	无	A	.276 x .212 x .273 (7.01 x 5.38 x 6.93)	CKN1780-ND	6.61	5.29	4.19	—	—	GT11MABE
	单刀单掷	关-关	M	无	A	.276 x .212 x .273 (7.01 x 5.38 x 6.93)	CKN9048-ND	7.04	5.64	4.46	—	—	GT12MABE
	双刀双掷	开-开	M	无	A	.276 x .212 x .273 (7.01 x 5.38 x 6.93)	CKN2087-ND	8.93	7.15	5.66	—	—	GT21MABE
9	单刀双掷	开-开	M	无	AV	.297 x .215 x .273 (7.54 x 5.46 x 6.93)	CKN1781-ND	6.61	5.29	4.19	—	—	GT11MAVBE
	单刀双掷	开-开	M	无	AV	.297 x .215 x .273 (7.54 x 5.46 x 6.93)	CKN2090-ND	7.56	6.05	4.79	—	—	GT13MAVBE

◆ 符合 RoHS 规范要求 † UL 认证 § 散装元件