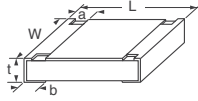


Panasonic ERA 0402 .5% and 0402, 0603 and 0805 .1% Metal Film Chip Resistors, High Reliability Type

Features:

- High reliability
- High accuracy
- High performance
- Reference Standard: IEC 60115-8, JIS C 5201-8, EIAJ RC-2133A



Type	Type (Power Rating)	Max. RCWV	Max. Overload Voltage	Dimensions – mm					Temperature Coefficient	Panasonic Part No.
Type				L	W	a	b	t		
0402	1/16 Watt (.5%)	25V	50V	1.00	0.50	0.15	0.25	0.35	10 – 43Ω ±100ppm/°C	ERA-2AKD
0402	1/16 Watt (.5% and .1%)	25V	50V	1.00	0.50	0.15	0.25	0.35	47 – 100K ±25ppm/°C	ERA-2AEB/D
0603	1/10 Watt	75V	150V	1.60	0.80	0.30	0.30	0.45	47 – 330K ±25ppm/°C	ERA-3AEB
0805	1/8 Watt	100V	200V	2.00	1.25	0.40	0.40	0.50	47 – 1M ±25ppm/°C	ERA-6AEB

Standard Resistor Values

10	30	82	240	680	2.0K	5.6K	16K	47K	130K	390K
11	33	91	270	750	2.2K	6.2K	18K	51K	150K	430K
12	36	100	300	820	2.4K	6.8K	20K	56K	160K	470K
13	39	110	330	910	2.7K	7.5K	22K	62K	180K	510K
15	43	120	360	1.0K	3.0K	8.2K	24K	68K	200K	560K
16	47	130	390	1.1K	3.3K	9.1K	27K	75K	220K	620K
18	51	150	430	1.2K	3.6K	10K	30K	82K	240K	680K
20	56	160	470	1.3K	3.9K	11K	33K	91K	270K	750K
22	62	180	510	1.5K	4.3K	12K	36K	100K	300K	820K
24	68	200	560	1.6K	4.7K	13K	39K	110K	330K	910K
27	75	220	620	1.8K	5.1K	15K	43K	120K	360K	1M

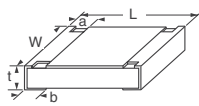
Description	Value Range (Ω)	Digi-Key Part No.†	Cut Tape Pricing				Digi-Key Part No.†	Reel Qty.	Tape and Reel Pricing			Panasonic Part No.	
			1	50	100	250			5,000	10,000	25,000		30,000
0402, 1/16W, .5%	10 – 43	P(Value)DDCT-ND	.20	3.99	6.07	11.27	P(Value)DDTR-ND	10,000	—	11.95/M	—	9.56/M	ERA-2AKDxxx
0402, 1/16W, .5%	47 – 100K	P(Value)DECT-ND	.60	11.59	18.62	36.21	P(Value)DETR-ND	10,000	—	45.41/M	—	43.02/M	ERA-2AEDxxx
0402, 1/16W, .1%	47 – 100K	P(Value)DDCT-ND	.78	15.86	26.19	51.71	P(Value)DCTR-ND	10,000	—	72.90/M	—	70.51/M	ERA-2AEBxxx
0603, 1/10W, .1%	47 – 330K	P(Value)DBCT-ND	.65	12.55	20.17	39.21	P(Value)DBTR-ND	5,000	51.39/M	49.00/M	46.61/M	—	ERA-3AEBxxxV
0805, 1/8W, .1%	47 – 1M	P(Value)DACT-ND	.65	12.55	20.17	39.21	P(Value)DATR-ND	5,000	51.39/M	49.00/M	46.61/M	—	ERA-6AEBxxxV

† For complete part number, substitute the value from Standard Resistor Values chart for (Value).

Panasonic ERA 1210 .5% Metal Film Chip Resistors – 1/4 Watt

Features:

- High reliability
- Low TCR and current noise
- Excellent non-linearity



Type	Type (Power Rating)	Max. RCWV	Max. Overload Voltage	Dimensions – mm					Temperature Coefficient	Panasonic Part No.
Type				L	W	a	b	t		
1210	1/4 Watt	150V	300V	3.20	2.50	0.50	0.50	0.60	±50ppm/°C	ERA-14H

Standard Resistor Values			
10	18	33	56
11	20	36	62
12	22	39	68
13	24	43	75
15	27	47	82
16	30	51	91

Description	Value Range (Ω)	Digi-Key Part No.†	Cut Tape Pricing				Digi-Key Part No.†	Reel Qty.	Tape and Reel Pricing			Panasonic Part No.
			1	50	100	250			5,000	10,000	25,000	
1210, 1/4W, .5%	10 – 91	P(Value)APCT-ND	1.08	27.34	45.05	99.42	P(Value)APTR-ND	5,000	163.71/M	156.54/M	154.15/M	ERA-14HDxxxU

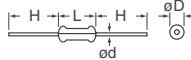
† For complete part number, substitute the value from Standard Resistor Values chart for (Value).

Panasonic 5% Miniature Carbon Film Resistors

Features:

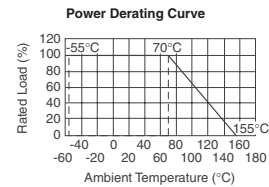
- High reliability using carbon film
- 52mm Axial tapping style for automatic inserting machine
- 4 color code marking

- Uses UL 94V-0 approved coating for flame retardant type
- Approved under the ISO 9001 system
- Reference Standard: IEC 60115-2, JIS C 5201-2
- Miniaturized version



Type	Dimensions – mm				Mass (mg)
	L	D	d	H	
1/4W, 5%	3.20	1.70	0.45	20 minimum	107
1/2W, 5%	6.35	2.30	0.60	20 minimum	228

Type	Power Rating at 70°C (W)	Limiting Element Voltage (Maximum RCWV) ¹ (V)	Maximum Overload Voltage ² (V)	Maximum Intermittent Overload Voltage ³ (V)	Dielectric Withstanding Voltage (VAC)	Standard Resistance Value	Resistance Tolerance (%)	Resistance Range (Ω)	
								minimum	maximum
ERDS2T	0.25	250	500	750	300	E24	±5 (J)	0	2.2M
ERDS1T	0.5	300	600	750	500	E24	±5 (J)	1	3.3M



- (1) Rated Voltage = √ Power Rating x Resistance Value or Limiting Element Voltage (maximum RCWV), whichever is less. (RCWV: Rated Continuous working Voltage).
- (2) Overload (Short-time Overload) Test Voltage (SOTV) shall be determined from SOTV = 2.5 x Power Rating or maximum Overload Voltage listed above whichever is less.
- (3) Intermittent Overload Test Voltage (IOTV) shall be determined from IOTV = 4 x Power Rating (IOTV = 3 x Power Rating for ERDS2 type) or maximum Intermittent Overload Voltage listed above, whichever is less.

Standard Resistor Values

0.0†	2.0	4.3	9.1	20	43	91	200	430	910	2.0K	4.3K	9.1K	20K	43K	91K	200K	430K	910K	2.0M
1.0	2.2	4.7	10	22	47	100	220	470	1.0K	2.2K	4.7K	10K	22K	47K	100K	220K	470K	1.0M	2.2M
1.1	2.4	5.1	11	24	51	110	240	510	1.1K	2.4K	5.1K	11K	24K	51K	110K	240K	510K	1.1M	2.4M
1.2	2.7	5.6	12	27	56	120	270	560	1.2K	2.7K	5.6K	12K	27K	56K	120K	270K	560K	1.2M	2.7M
1.3	3.0	6.2	13	30	62	130	300	620	1.3K	3.0K	6.2K	13K	30K	62K	130K	300K	620K	1.3M	3.0M
1.5	3.3	6.8	15	33	68	150	330	680	1.5K	3.3K	6.8K	15K	33K	68K	150K	330K	680K	1.5M	3.3M
1.6	3.6	7.5	16	36	75	160	360	750	1.6K	3.6K	7.5K	16K	36K	75K	160K	360K	750K	1.6M	3.6M
1.8	3.9	8.2	18	39	82	180	390	820	1.8K	3.9K	8.2K	18K	39K	82K	180K	390K	820K	1.8M	3.9M

‡ Only available in 1/2 Watt † Not available in 1/2 Watt

Description	Value Range (Ω)	Digi-Key Part No.†	Cut Tape Pricing				Digi-Key Part No.†	Package Qty.	Tape and Box Pricing			Panasonic Part No.	
			1	50	100	250			2,000	5,000	6,000		10,000
ERDS2T 1/4W, 5%	0.0 – 2.2M	P(Value)BACT-ND	.11	2.13	3.24	6.02	P(Value)BATB-ND	5,000	—	7.04/M	—	6.12/M	ERD-S2TJxxxV
ERDS1T 1/2W, 5%	1.0 – 3.3M	P(Value)BBCT-ND	.17	3.19	4.86	9.03	P(Value)BBTB-ND	2,000	12.78/M	—	10.56/M	9.17/M	ERD-S1TJxxxV

† For complete part number, substitute the value from Standard Resistor Values chart for (Value).

Free shipping on orders over \$200 CAD! All prices in Canadian dollars and include duty and brokerage fees.

1-800-344-4539 • www.digikey.ca • 218-681-6674 • Fax: 218-681-3380

(CA2011) 2031