

3M Low Profile Headers (Protected Headers)

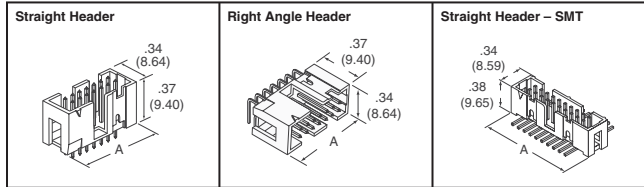


PHYSICAL:
 • Flammability: UL 94V-0 • Marking: 3M logo, Part Identification Number and Orientation Triangle **ELECTRICAL:**
 • Current Rating: 2A • Insulation Resistance: >1x10⁹Ω @ 500VDC • Withstanding Voltage: 1000VRMS at Sea Level
ENVIRONMENTAL
 • Temperature Rating: -55°C - 105°C • UL File No.: E68080

2500 Series Non-Compliant Specifications:
Insulation: • Material: Glass filled Polyester (PBT) • Color: Gray • Contact Material: Phosphor Bronze (C510) **Plating:**
 • Underplating: 100µ" Nickel-QQ-N-290, Class 2 • Wiping Area: Gold-MIL-G-45204, Type II, Grade C • Solder Tails: 200µ" 60/40 Tin Lead-MIL-P-81728 • CSA File No.: LR 40971

2500 Series RoHS Compliant Specifications:
Process Rating: • 260°C Single pass (profile per J-STD-020C) **Insulation:** • Material: Glass Filled Polyester (PBT), Glass Filled Polyester (PCT) High Temperature option • Contact Material: Copper Alloy **Plating:** • Underplating: 100µ" (2.54µm) Nickel - Overall • Wiping Area: Gold • Solder Tails: 200µ" (5.08µm) Tin Lead or Matte Tin

D2500 Series Specifications:
Process Rating: • 260°C Single pass (profile per J-STD-020C) **Insulation:** • Material: High Temperature Glass Filled Polyester (PCT) • Color: Black • Contact Material: Brass • **Plating:** • Underplating: 50 - 100µ" Nickel • Wiping Area: 10µ" (0.25µm) Gold • Solder Tails: 40 - 120µ" (1 - 3µm) Matte Tin



No. of Contacts	Dimension A Inches (mm)	Digi-Key Part No.	1	Pricing 100	500	3M Part No.
Straight Solder Tail, Gray PBT						
10	0.788 (20.02)	MHB10K-ND	1.99	150.71	681.99	2510-6002UB
14	0.988 (25.10)	MHB14K-ND	2.05	156.03	706.06	2514-6002UB
16	1.088 (27.64)	MHB16K-ND	2.29	173.76	786.30	2516-6002UB
20	1.288 (32.72)	MHB20K-ND	2.38	180.85	818.39	2520-6002UB
24	1.488 (37.80)	MHB24K-ND	2.50	189.71	858.51	2524-6002UB
26	1.588 (40.34)	MHB26K-ND	2.55	193.26	874.56	2526-6002UB
30	1.788 (45.42)	MHB30K-ND	2.94	223.40	1010.95	2530-6002UB
34	1.988 (50.50)	MHB34K-ND	3.03	230.49	1043.05	2534-6002UB
40	2.288 (58.12)	MHB40K-ND	3.27	248.22	1123.28	2540-6002UB
50	2.788 (70.82)	MHB50K-ND	4.06	308.50	1396.08	2550-6002UB
60	3.288 (83.52)	MHB60K-ND	4.86	368.79	1668.88	2560-6002UB
Straight Solder Tail, Black PCT - 10µ" Gold - RoHS Compliant						
10	.788 (20.02)	MHC10E-ND	1.05	79.79	361.05	D2510-6002-AR
14	.988 (25.10)	MHC14E-ND	1.19	90.42	409.20	D2514-6002-AR
16	1.088 (27.64)	MHC16E-ND	1.34	101.06	457.34	D2516-6002-AR
20	1.288 (32.72)	MHC20E-ND	1.38	104.61	473.38	D2520-6002-AR
24	1.488 (37.80)	MHC24E-ND	1.47	111.70	505.48	D2524-6002-AR
26	1.588 (40.34)	MHC26E-ND	1.49	113.47	513.50	D2526-6002-AR
30	1.788 (45.42)	MHC30E-ND	1.73	131.20	593.73	D2530-6002-AR
34	1.988 (50.50)	MHC34E-ND	1.80	136.52	617.81	D2534-6002-AR
40	2.288 (58.12)	MHC40E-ND	1.92	145.39	657.92	D2540-6002-AR
50	2.788 (70.82)	MHC50E-ND	2.36	179.07	810.37	D2550-6002-AR
Straight Solder Tail, Black PCT - 30µ" Gold - RoHS Compliant						
10	0.788 (20.02)	MHC10K-ND	1.54	117.02	529.55	N2510-6002-RB
14	0.988 (25.10)	MHC14K-ND	1.58	120.56	545.59	N2514-6002-RB
16	1.088 (27.64)	MHC16K-ND	1.77	134.75	609.78	N2516-6002-RB
20	1.288 (32.72)	MHC20K-ND	1.84	140.07	633.85	N2520-6002-RB
24	1.488 (37.80)	MHC24K-ND	1.96	148.93	673.97	N2524-6002-RB
26	1.588 (40.34)	MHC26K-ND	1.99	150.71	681.99	N2526-6002-RB
30	1.788 (45.42)	MHC30K-ND	2.29	173.76	786.30	N2530-6002-RB
34	1.988 (50.50)	MHC34K-ND	2.38	180.85	818.39	N2534-6002-RB
40	2.288 (58.12)	MHC40K-ND	2.55	193.26	874.56	N2540-6002-RB
50	2.788 (70.82)	MHC50K-ND	3.15	239.36	1083.16	N2550-6002-RB
60	3.288 (83.52)	MHC60K-ND	3.78	287.23	1299.80	N2560-6002-RB
64	3.488 (88.60)	MHC64K-ND	4.02	304.96	1380.03	N2564-6002-RB
Right Angle Solder Tail, Gray PBT - 30µ" Gold						
10	0.788 (20.02)	MHD10K-ND	2.17	164.89	746.18	2510-5002UB
14	0.988 (25.10)	MHD14K-ND	2.24	170.21	770.25	2514-5002UB
16	1.088 (27.64)	MHD16K-ND	2.50	189.71	858.51	2516-5002UB
20	1.288 (32.72)	MHD20K-ND	2.64	200.35	906.65	2520-5002UB
24	1.488 (37.80)	MHD24K-ND	2.75	209.22	946.77	2524-5002UB
26	1.588 (40.34)	MHD26K-ND	2.78	210.99	954.79	2526-5002UB
30	1.788 (45.42)	MHD30K-ND	3.78	287.23	1299.80	2530-5002UB
34	1.988 (50.50)	MHD34K-ND	3.31	251.77	1139.33	2534-5002UB
40	2.288 (58.12)	MHD40K-ND	3.59	273.04	1235.61	2540-5002UB
50	2.788 (70.82)	MHD50K-ND	4.43	336.87	1524.45	2550-5002UB
Right Angle Solder Tail, Black PCT - 10µ" Gold - RoHS Compliant						
10	.788 (20.02)	MHE10E-ND	1.14	86.88	393.15	D2510-5002-AR
14	.988 (25.10)	MHE14E-ND	1.30	99.29	449.31	D2514-5002-AR
16	1.088 (27.64)	MHE16E-ND	1.47	111.70	505.48	D2516-5002-AR
20	1.288 (32.72)	MHE20E-ND	1.54	117.02	529.55	D2520-5002-AR
24	1.488 (37.80)	MHE24E-ND	1.62	122.34	553.62	D2524-5002-AR
26	1.588 (40.34)	MHE26E-ND	1.64	124.11	561.64	D2526-5002-AR
30	1.788 (45.42)	MHE30E-ND	2.22	168.44	762.23	D2530-5002-AR
34	1.988 (50.50)	MHE34E-ND	1.94	147.16	665.95	D2534-5002-AR
40	2.288 (58.12)	MHE40E-ND	2.10	159.57	722.11	D2540-5002-AR
50	2.788 (70.82)	MHE50E-ND	2.59	196.80	890.60	D2550-5002-AR
Right Angle Solder Tail, Black PCT - 30µ" Gold - RoHS Compliant						
10	0.788 (20.02)	MHE10K-ND	1.71	129.43	585.71	N2510-5002-RB
14	0.988 (25.10)	MHE14K-ND	1.75	132.98	601.76	N2514-5002-RB
16	1.088 (27.64)	MHE16K-ND	1.96	148.33	673.97	N2516-5002-RB
20	1.288 (32.72)	MHE20K-ND	2.05	156.03	706.06	N2520-5002-RB
24	1.488 (37.80)	MHE24K-ND	2.14	163.12	738.16	N2524-5002-RB

No. of Contacts	Dimension A Inches (mm)	Digi-Key Part No.	Pricing			3M Part No.
			1	100	500	
26	1.588 (40.34)	MHE26K-ND	2.17	164.89	746.18	N2526-5002-RB
30	1.788 (45.42)	MHE30K-ND	2.94	223.40	1010.95	N2530-5002-RB
34	1.988 (50.50)	MHE34K-ND	2.59	196.80	890.60	N2534-5002-RB
40	2.288 (58.12)	MHE40K-ND	2.81	212.76	962.81	N2540-5002-RB
50	2.788 (70.82)	MHE50K-ND	3.46	262.41	1187.47	N2550-5002-RB
60	3.288 (83.52)	MHE60K-ND	4.15	315.60	1428.17	N2560-5002-RB
64	3.488 (88.60)	MHE64K-ND	4.43	336.87	1524.45	N2564-5002-RB

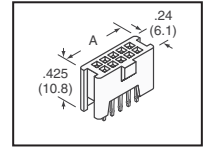
No. of Contacts	Dimension A Inches (mm)	Digi-Key Part No.	Cut Tape Pricing			T & R Pricing 200	3M Part No.
			1	100	500		
Straight, Black PCT, SMT - 30µ" Gold - RoHS Compliant							
10	.788 (20.02)	MSH10KCT-ND	1.77	134.75	255.85	N2510-6V0C-RB-WD	
14	.988 (25.10)	MSH14KCT-ND	1.82	138.30	262.59	N2514-6V0C-RB-WD	
16	1.088 (27.64)	MSH16KCT-ND	2.01	152.48	289.52	N2516-6V0C-RB-WE	
20	1.288 (32.72)	MSH20KCT-ND	2.08	157.80	299.62	N2520-6V0C-RB-WE	
24	1.488 (37.80)	MSH24KCT-ND	2.20	166.66	316.45	N2524-6V0C-RB-WE	
26	1.588 (40.34)	MSH26KCT-ND	2.22	168.44	319.82	N2526-6V0C-RB-WF	
30	1.788 (45.42)	MSH30KCT-ND	2.52	191.49	363.58	N2530-6V0C-RB-WF	
34	1.988 (50.50)	MSH34KCT-ND	2.61	198.58	377.05	N2534-6V0C-RB-WF	
40	2.288 (58.12)	MSH40KCT-ND	2.78	210.99	400.61	N2540-6V0C-RB-WG	
50	2.788 (70.82)	MSH50KCT-ND	3.39	257.09	488.14	N2550-6V0C-RB-WG	
60	3.288 (83.52)	MSH60KCT-ND	4.02	304.96	579.03	N2560-6V0C-RB-WH	
64	3.488 (88.60)	MSH64KCT-ND	4.25	322.69	612.70	N2564-6V0C-RB-WH	
Straight, Black PCT, SMT - 10µ" Gold - RoHS Compliant							
10	.788 (20.02)	MSH10ECT-ND	1.17	88.65	168.32	D2510-6V0C-AR-WD	
14	.988 (25.10)	MSH14ECT-ND	1.38	104.61	198.62	D2514-6V0C-AR-WD	
16	1.088 (27.64)	MSH16ECT-ND	1.51	115.25	218.82	D2516-6V0C-AR-WE	
20	1.288 (32.72)	MSH20ECT-ND	1.56	118.79	225.55	D2520-6V0C-AR-WE	
24	1.488 (37.80)	MSH24ECT-ND	1.66	125.88	239.02	D2524-6V0C-AR-WE	
26	1.588 (40.34)	MSH26ECT-ND	1.66	125.88	239.02	D2526-6V0C-AR-WF	
30	1.788 (45.42)	MSH30ECT-ND	1.89	143.61	272.68	D2530-6V0C-AR-WF	
34	1.988 (50.50)	MSH34ECT-ND	1.96	148.93	282.78	D2534-6V0C-AR-WF	
40	2.288 (58.12)	MSH40ECT-ND	2.08	157.80	299.62	D2540-6V0C-AR-WG	
50	2.788 (70.82)	MSH50ECT-ND	2.55	193.26	366.95	D2550-6V0C-AR-WG	

‡ For Tape and Reel part number, change CT-ND to TR-ND.

Polarized Boardmount Socket .100" x .100" (2.54mm x 2.54mm) - 8500 Series



FEATURES: • Centerbump polarization • Mates with low profile shrouded headers
PHYSICAL: • Insulation Material: Glass Filled Polyester (PBT) • Flammability: UL 94V-0 • Color: Gray • Contact Material: Copper Alloy • Plating - Underplating and U-slot: 2µm (79µ") Nickel • Wiping Area: 0.3µm (12µ") • Solder Tails: Gold Flash • Marking: 3M logo, Part Identification Number and Orientation Triangle
ELECTRICAL: • Current Rating: 1A • Insulation Resistance: >1 x 10⁹Ω @ 500VDC
ENVIRONMENTAL: • Temperature Rating: -55°C - 105°C

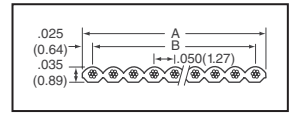


No. of Contacts	Dimension A Inches (mm)	Digi-Key Part No.	1	Pricing 100	500	3M Part No.
10	0.68 (17.3)	MSPV10-ND	2.47	187.94	850.49	8510-4500PL
16	0.98 (25.9)	MSPV16-ND	3.20	242.90	1099.21	8516-4500PL
20	1.18 (30.0)	MSPV20-ND	3.78	287.23	1299.80	8520-4500PL
26	1.48 (37.6)	MSPV26-ND	4.37	331.55	1500.38	8526-4500PL
34	1.88 (47.7)	MSPV34-ND	5.27	400.70	1813.30	8534-4500PL
40	2.18 (55.4)	MSPV40-ND	5.90	448.57	2029.93	8540-4500PL
50	2.68 (68.1)	MSPV50-ND	7.05	535.45	2423.08	8550-4500PL
60	3.18 (80.8)	MSPV60-ND	8.19	622.33	2816.23	8560-4500PL
64	3.38 (85.8)	MSPV64-ND	8.62	654.24	2960.65	8564-4500PL

Round Conductor Flat Cable 3365 Series



PHYSICAL: • .050" pitch • Insulation Material: Polyvinyl Chloride (PVC) • Color: Gray with Red Stripe on wire #1 • AWM 2651 105C 300V VW1 • Conductors: 28 AWG, 7 x 36 Tinned Stranded Copper
ELECTRICAL: • Voltage Rating: 300V • Insulation Resistance: >1 x 10¹⁰Ω/10 feet
ENVIRONMENTAL: • Temperature Rating: -20°C - 105°C • Flammability Rating: VW-1



No. of Contacts	Dimensions Inch (mm)		Digi-Key Part No.	Note: X in Digi-Key Part No. Represents No. of Feet					
	A	B		5 ft. ★	10 ft. ★	25 ft. ★	50 ft. ★	100 ft. ★	300 ft. ★
6	0.30 (7.62)	0.25 (6.35)	MC06G-X-ND	1.60	2.97	6.63	11.43	20.58	54.90
10	0.50 (12.70)	0.45 (11.43)	MC10G-X-ND	2.21	4.12	9.18	15.82	28.49	75.97
14	0.70 (17.78)	0.65 (16.51)	MC14G-X-ND	2.83	5.24	11.70	20.18	36.31	96.82
16	0.80 (20								